

Michaelmas Term, 2019

# General Relativity

University of Cambridge Part III Mathematical Tripos

---

**David Tong**

*Department of Applied Mathematics and Theoretical Physics,  
Centre for Mathematical Sciences,  
Wilberforce Road,  
Cambridge, CB3 0BA, UK*

<http://www.damtp.cam.ac.uk/user/tong/standardmodel.html>  
d.tong@damtp.cam.ac.uk

## Recommended Books and Resources

There are many decent text books on general relativity. Here are a handful that I like:

- Sean Carroll, “*Spacetime and Geometry*”

A straightforward and clear introduction to the subject.

- Bob Wald, “*General Relativity*”

The go-to relativity book for relativists.

- Steven Weinberg, “*Gravitation and Cosmology*”

The go-to relativity book for particle physicists.

- Misner, Thorne and Wheeler, “*Gravitation*”

Extraordinary and ridiculous in equal measure, this book covers an insane amount of material but with genuinely excellent explanations. Now, is that track 1 or track 2?

- Tony Zee, “*Einstein Gravity in a Nutshell*”

Professor Zee likes a bit of a chat. So settle down, prepare yourself for more tangents than  $T_p(M)$ , and enjoy this entertaining, but not particularly concise, meander through the subject.

- Nakahara, “*Geometry, Topology and Physics*”

A really excellent book that will satisfy your geometrical and topological needs for this course and much beyond. It is particularly useful for Sections 2 and 3 of these lectures where we cover differential geometry.

A number of excellent lecture notes are available on the web, including an early version of Sean Carroll’s book. Links can be found on the course webpage:

<http://www.damtp.cam.ac.uk/user/tong/gr.html>.

---

## Contents

<b>0</b>	<b>Introduction</b>	<b>1</b>
<b>1</b>	<b>Geodesics in Spacetime</b>	<b>6</b>
1.1	Non-Relativistic Particles	7
1.1.1	The Geodesic Equation	8
1.2	Relativistic Particles	11
1.2.1	A Particle in Minkowski Spacetime	12
1.2.2	Why You Get Old	14
1.2.3	Rediscovering the Forces of Nature	16
1.2.4	The Equivalence Principle	19
1.2.5	Gravitational Time Dilation	24
1.2.6	Geodesics in Spacetime	26
1.3	A First Look at the Schwarzschild Metric	29
1.3.1	The Geodesic Equations	30
1.3.2	Planetary Orbits in Newtonian Mechanics	32
1.3.3	Planetary Orbits in General Relativity	34
1.3.4	The Pull of Other Planets	39
1.3.5	Light Bending	43
<b>2</b>	<b>Introducing Differential Geometry</b>	<b>49</b>
2.1	Manifolds	49
2.1.1	Topological Spaces	50
2.1.2	Differentiable Manifolds	51
2.1.3	Maps Between Manifolds	55
2.2	Tangent Spaces	56
2.2.1	Tangent Vectors	56
2.2.2	Vector Fields	62
2.2.3	Integral Curves	63
2.2.4	The Lie Derivative	65
2.3	Tensors	69
2.3.1	Covectors and One-Forms	69
2.3.2	The Lie Derivative Revisited	71
2.3.3	Tensors and Tensor Fields	72
2.4	Differential Forms	76
2.4.1	The Exterior Derivative	77

2.4.2	Forms You Know and Love	80
2.4.3	A Sniff of de Rham Cohomology	84
2.4.4	Integration	87
2.4.5	Stokes' Theorem	88
<b>3</b>	<b>Introducing Riemannian Geometry</b>	<b>91</b>
3.1	The Metric	91
3.1.1	Riemannian Manifolds	92
3.1.2	Lorentzian Manifolds	93
3.1.3	The Joys of a Metric	94
3.1.4	A Sniff of Hodge Theory	99
3.2	Connections and Curvature	100
3.2.1	The Covariant Derivative	101
3.2.2	Torsion and Curvature	105
3.2.3	The Levi-Civita Connection	108
3.2.4	The Divergence Theorem	111
3.2.5	The Maxwell Action	113
3.3	Parallel Transport	118
3.3.1	Geodesics Revisited	119
3.3.2	Normal Coordinates	119
3.3.3	Path Dependence: Curvature and Torsion	123
3.3.4	Geodesic Deviation	127
3.4	More on the Riemann Tensor and its Friends	130
3.4.1	The Ricci and Einstein Tensors	131
3.4.2	Connection 1-forms and Curvature 2-forms	132
3.4.3	An Example: the Schwarzschild Metric	136
3.4.4	The Relation to Yang-Mills Theory	139
<b>4</b>	<b>The Einstein Equations</b>	<b>141</b>
4.1	The Einstein-Hilbert Action	141
4.1.1	An Aside on Dimensional Analysis	145
4.1.2	The Cosmological Constant	146
4.1.3	Diffeomorphisms Revisited	147
4.2	Some Simple Solutions	150
4.2.1	de Sitter Space	151
4.2.2	Anti-de Sitter Space	156
4.3	Symmetries	160
4.3.1	Isometries	161

4.3.2	A First Look at Conserved Quantities	164
4.3.3	Komar Integrals	166
4.4	Asymptotics of Spacetime	168
4.4.1	Conformal Transformations	168
4.4.2	Penrose Diagrams	170
4.5	Coupling Matter	181
4.5.1	Field Theories in Curved Spacetime	181
4.5.2	The Einstein Equations with Matter	183
4.5.3	The Energy-Momentum Tensor	184
4.5.4	Perfect Fluids	186
4.5.5	The Slippery Business of Energy Conservation	188
4.5.6	Spinors	192
4.5.7	Energy Conditions	195
4.6	A Taste of Cosmology	199
4.6.1	The FRW Metric	199
4.6.2	The Friedmann Equations	202
<b>5</b>	<b>When Gravity is Weak</b>	<b>205</b>
5.1	Linearised Theory	205
5.1.1	Gauge Symmetry	207
5.1.2	The Newtonian Limit	209
5.2	Gravitational Waves	210
5.2.1	Solving the Wave Equation	211
5.2.2	Bobbing on the Waves	213
5.2.3	Exact Solutions	217
5.3	Making Waves	218
5.3.1	The Green's Function for the Wave Equation	218
5.3.2	An Example: Binary Systems	222
5.3.3	Comparison to Electromagnetism	223
5.3.4	Power Radiated: The Quadrupole Formula	225
5.3.5	Gravitational Wave Sources on the ☒	231
<b>6</b>	<b>Black Holes</b>	<b>233</b>
6.1	The Schwarzschild Solution	233
6.1.1	Birkhoff's Theorem	234
6.1.2	A First Look at the Horizon	237
6.1.3	Eddington-Finkelstein Coordinates	240
6.1.4	Kruskal Spacetime	246

6.1.5	Forming a Black Hole: Weak Cosmic Censorship	255
6.1.6	Black Holes in (Anti) de Sitter	258
6.2	Charged Black Holes	258
6.2.1	The Reissner-Nordström Solution	259
6.2.2	Super-Extremal Black Holes	260
6.2.3	Sub-Extremal Black Holes	261
6.2.4	Cauchy Horizons: Strong Cosmic Censorship	264
6.2.5	Extremal Black Holes	266
6.3	Rotating Black Holes	269
6.3.1	The Kerr Solution	269
6.3.2	The Global Structure	271
6.3.3	The Ergoregion	274
6.3.4	The No Hair Theorem	281

---

## Acknowledgements

These lectures were given to masters (Part 3) students. No prior knowledge of general relativity is assumed, but it's fair to say that you'll find the going easier if you've been exposed to the subject previously. The lectures owe a debt to previous incarnations of this course and, in particular, the excellent lectures of Harvey Reall. I'm grateful to the many students who spotted typos, especially Alan Hardgrave and Wanli Xing. I'm supported by the Royal Society, the Simons Foundation, and Alex Considine Tong.

## Conventions

We use the metric with signature  $(-+++)$ . This is the opposite convention to my lecture notes on [Special Relativity](#) and [Quantum Field Theory](#), but it does agree with the lecture notes on [Cosmology](#) and on [String Theory](#). There is some mild logic behind this choice. When thinking about geometry, the choice  $(-+++)$  is preferable as it ensures that spatial distances are positive; when thinking about quantum physics, the choice  $(+---)$  is preferable as it ensures that frequencies and energies are positive<sup>1</sup>. Ultimately you just need to get used to both conventions.

When dealing with physics, spacetime indices are greek  $\mu, \nu = 0, 1, 2, 3$ , spatial indices are roman  $i, j = 1, 2, 3$ .

---

<sup>1</sup>Professor Gary Gibbons assures me that there is no excuse to ever use the mostly minus signature and the argument about positive frequencies conflates two different meanings of  $i$ .

## 0 Introduction

General relativity is the theory of space and time and gravity. The essence of the theory is simple: gravity is geometry. The effects that we attribute to the force of gravity are due to the bending and warping of spacetime, from falling cats, to orbiting spinning planets, to the motion of the cosmos on the grandest scale. The purpose of these lectures is to explain this.

Before we jump into a description of curved spacetime, we should first explain why Newton's theory of gravity, a theory which served us well for 250 years, needs replacing. The problems arise when we think about disturbances in the gravitational field. Suppose, for example, that the Sun was to explode. What would we see? Well, for 8 glorious minutes – the time that it takes light to reach us from the Sun – we would continue to bathe in the Sun's light, completely oblivious to the fate that awaits us. But what about the motion of the Earth? If the Sun's mass distribution changed dramatically, one might think that the Earth would start to deviate from its elliptic orbit. But when does this happen? Does it occur immediately, or does the Earth continue in its orbit for 8 minutes before it notices the change?

Of course, the theory of special relativity tells us the answer. Since no signal can propagate faster than the speed of light, the Earth must continue on its orbit for 8 minutes. But how is the information that the Sun has exploded then transmitted? Does the information also travel at the speed of light? What is the medium that carries this information? As we will see throughout these lectures, the answers to these questions forces us to revisit some of our most basic notions about the meaning of space and time and opens the door to some of the greatest ideas in modern physics such as cosmology and black holes.

### A Field Theory of Gravity

There is a well trodden path in physics when trying to understand how objects can influence other objects far away. We introduce the concept of a *field*. This is a physical quantity which exists everywhere in space and time; the most familiar examples are the electric and magnetic fields. When a charge moves, it creates a disturbance in the electromagnetic field, ripples of which propagate through space until they reach other charges. To develop a causal theory of gravity, we must introduce a gravitational field that responds to mass in some way.

It's a simple matter to cast Newtonian gravity in terms of a field theory. A particle of mass  $m$  experiences a force that can be written as

$$\mathbf{F} = -m\nabla\Phi$$

The gravitational field  $\Phi(\mathbf{r}, t)$  is determined by the surrounding matter distribution which is described by the mass density  $\rho(\mathbf{r}, t)$ . If the matter density is static, so that  $\rho(\mathbf{r})$  is independent of time, then the gravitational field obeys

$$\nabla^2\Phi = 4\pi G\rho \tag{0.1}$$

with Newton's constant  $G$  given by

$$G \approx 6.67 \times 10^{-11} \text{ m}^3 \text{ kg}^{-1} \text{ s}^{-2}$$

This equation is simply a rewriting of the usual inverse square law of Newton. For example, if a mass  $M$  is concentrated at a single point we have

$$\rho(\mathbf{r}) = M\delta^3(\mathbf{r}) \quad \Rightarrow \quad \Phi = -\frac{GM}{r}$$

which is the familiar gravitational field for a point mass.

The question that we would like to answer is: how should we modify (0.1) when the mass distribution  $\rho(\mathbf{r}, t)$  changes with time? Of course, we could simply postulate that (0.1) continues to hold even in this case. A change in  $\rho$  would then immediately result in a change of  $\Phi$  throughout all of space. Such a theory clearly isn't consistent with the requirement that no signal can travel faster than light. Our goal is to figure out how to generalise (0.1) in a manner that is compatible with the postulates of special relativity. The end result of this goal will be a theory of gravity that is compatible with special relativity: this is the general theory of relativity.

### The Analogy with Electromagnetism

The goal that we've set ourselves above looks very similar to the problem of finding a relativistic generalization of electrostatics. After all, we learn very early in our physics lives that when objects are stationary, the force due to gravity takes exactly the same inverse-square form as the force due to electric charge. It's worth pausing to see why this analogy does not continue when objects move and the resulting Einstein equations of general relativity are considerably more complicated than the Maxwell equations of electromagnetism.

Let's start by considering the situation of electrostatics. A particle of charge  $q$  experiences a force

$$\mathbf{F} = -q\nabla\phi$$

where the electric potential  $\phi$  is determined by the surrounding charge distribution. Let's call the charge density  $\rho_e(\mathbf{r})$ , with the subscript  $e$  to distinguish it from the matter distribution. Then the electric potential is given by

$$\nabla^2\phi_e = -\frac{\rho_e}{\epsilon_0}$$

Apart from a minus sign and a relabelling of the coupling constant ( $G \rightarrow 1/4\pi\epsilon_0$ ), this formulation looks identical to the Newtonian gravitational potential (0.1). Yet there is a crucial difference that is all important when it comes to making these equations consistent with special relativity. This difference lies in the objects which source the potential.

For electromagnetism, the source is the charge density  $\rho_e$ . By definition, this is the electric charge per spatial volume,  $\rho_e \sim Q/\text{Vol}$ . The electric charge  $Q$  is something all observers can agree on. But observers moving at different speeds will measure different spatial volumes due to Lorentz contraction. This means that  $\rho_e$  is not itself a Lorentz invariant object. Indeed, in the full Maxwell equations  $\rho_e$  appears as the component in a 4-vector, accompanied by the charge density current  $\mathbf{j}_e$ ,

$$J^\mu = \begin{pmatrix} \rho_e c \\ \mathbf{j}_e \end{pmatrix}$$

If you want a heuristic argument for why the charge density  $\rho_e$  is the temporal component of the 4-vector, you could think of spatial volume as a four-dimensional volume divided by time:  $\text{Vol}_3 \sim \text{Vol}_4/\text{Time}$ . The four-dimensional volume is a Lorentz invariant which means that under a Lorentz transformation,  $\rho_e$  should change in the same way as time.

The fact that the source  $J^\mu$  is a 4-vector is directly related to the fact that the fundamental field in electromagnetism is also a 4-vector

$$A_\mu = \begin{pmatrix} \phi/c \\ \mathbf{A} \end{pmatrix}$$

where  $\mathbf{A}$  is the 3-vector potential. From this we can go on to construct the familiar electric and magnetic fields. More details can be found in the lectures on [Electromagnetism](#).

Now let's see what's different in the case of gravity. The gravitational field is sourced by the mass density  $\rho$ . But we know that in special relativity mass is just a form of energy. This suggests, correctly, that the gravitational field should be sourced by energy density. However, in contrast to electric charge, energy is not something that all observers can agree on. Instead, energy is itself the temporal component of a 4-vector which also includes momentum. This means that if energy sources the gravitational field, then momentum must too.

Yet now we have to also take into account that it is the energy *density* and momentum *density* which are important. So each of these four components must itself be the temporal component of a four-vector! The energy density  $\rho$  is accompanied by an energy density current that we'll call  $\mathbf{j}$ . Meanwhile, the momentum density in the  $i^{\text{th}}$  direction – let's call it  $p^i$  – has an associated current  $\mathbf{T}^i$ . These  $i = 1, 2, 3$  vectors  $\mathbf{T}^i$  can also be written as a  $3 \times 3$  matrix  $T^{ij}$ . The end result is that if we want a theory of gravity consistent with special relativity, then the object that sources the gravitational field must be a  $4 \times 4$  matrix,

$$T^{\mu\nu} \sim \begin{pmatrix} \rho c & \mathbf{p}c \\ \mathbf{j} & T \end{pmatrix}$$

Happily, a matrix of this form is something that arises naturally in classical physics. It has different names depending on how lazy people are feeling. It is sometimes known as the *energy-momentum* tensor, sometimes as the *energy-momentum-stress* tensor or sometimes just the *stress* tensor. We will describe some properties of this tensor in Section 4.5.

In some sense, all the beautiful complications that arise in general relativity can be traced back to the fact that the source for gravity is a matrix  $T^{\mu\nu}$ . In analogy with electromagnetism, we may expect that the associated gravitational field is also a matrix,  $h_{\mu\nu}$ , and this is indeed the case. The Newtonian gravitational field  $\Phi$  is merely the upper-left component of this matrix,  $h_{00} \sim \Phi$ .

However, not all of general relativity follows from such simple considerations. The wonderful surprise awaiting us is that the matrix  $h_{\mu\nu}$  is, at heart, a geometrical object: it describes the curvature of spacetime.

### When is a Relativistic Theory of Gravity Important

We can simply estimate the size of relativistic effects in gravity. What follows is really nothing more than dimensional analysis, with a small story attached to make it sound

more compelling. Consider a planet in orbit around a star of mass  $M$ . If we assume a circular orbit, the speed of the planet is easily computed by equating the gravitational force with the centripetal force,

$$\frac{v^2}{r} = \frac{GM}{r^2}$$

Relativistic effects become important when  $v^2/c^2$  gets close to one. This tells us that the relevant, dimensionless parameter that governs relativistic corrections to Newton's law of gravity is  $\sim GM/rc^2$ .

A slightly better way of saying this is as follows: the fundamental constants  $G$  and  $c^2$  allow us to take any mass  $M$  and convert it into a distance scale. As we will see later, it is convenient to define this to be

$$R_s = \frac{2GM}{c^2}$$

This is known as the *Schwarzschild radius*. Relativistic corrections to gravity are then governed by  $R_s/r$ .

In most situations, relativistic corrections to the gravitational force are very small. We can, for example, look at how big we expect relativistic effects to be for the Earth or for the Sun:

- For our planet Earth,  $R_s \approx 10^{-2}$  m. The radius of the Earth is around 6000 km, which means that relativistic effects give corrections to Newtonian gravity on the surface of Earth of order  $10^{-8}$ . Satellites orbit at  $R_s/r \approx 10^{-9}$ . These are small numbers.
- For the Sun,  $R_s \approx 3$  km. At the surface of the Sun,  $r \approx 7 \times 10^5$  km, and  $R_s/r \approx 10^{-6}$ . Meanwhile, the typical distance of the inner planets is  $\sim 10^8$  km, giving  $R_s/r \approx 10^{-8}$ . Again, these are small numbers.

Nonetheless, in both cases there are beautiful experiments that confirm the relativistic theory of gravity. We shall meet some of these as we proceed.

There are, however, places in Nature where large relativistic effects are important. One of the most striking is the phenomenon of black holes and, as observational techniques improve, we are gaining increasingly more information about these most extreme of environments.

# 1 Geodesics in Spacetime

Classical theories of physics involve two different objects: particles and fields. The fields tell the particles how to move, and the particles tell the fields how to sway. For each of these, we need a set of equations.

In the theory of electromagnetism, the swaying of the fields is governed by the Maxwell equations, while the motion of test particles is dictated by the Lorentz force law. Similarly, for gravity we have two different sets of equations. The swaying of the fields is governed by the *Einstein equations*, which describe the bending and curving of spacetime. We will need to develop some mathematical machinery before we can describe these equations; we will finally see them in Section 4.

Our goal in this section is to develop the analog of the Lorentz force law for gravity. As we will see, this is the question of how test particles move in a fixed, curved spacetime. Along the way, we will start to develop some language to describe curved spacetime. This will sow some intuition which we will then make mathematically precise in later sections.

## The Principle of Least Action

Our tool of choice throughout these lectures is the action. The advantage of the action is that it makes various symmetries manifest. And, as we shall see, there are some deep symmetries in the theory of general relativity that must be maintained. This greatly limits the kinds of equations which we can consider and, ultimately, will lead us inexorably to the Einstein equations.

We start here with a lightening review of the principle of least action. (A more detailed discussion can be found in the lectures on [Classical Dynamics](#).) We describe the position of a particle by coordinates  $x^i$  where, for now, we take  $i = 1, 2, 3$  for a particle moving in three-dimensional space. Importantly, there is no need to identify the coordinates  $x^i$  with the  $(x, y, z)$  axes of Euclidean space; they could be any coordinate system of your choice.

We want a way to describe how the particle moves between fixed initial and final positions,

$$x^i(t_1) = x_{\text{initial}}^i \quad \text{and} \quad x^i(t_2) = x_{\text{final}}^i \quad (1.1)$$

To do this, we consider all possible paths  $x^i(t)$ , subject to the boundary conditions above. To each of these paths, we assign a number called the *action*  $S$ . This is defined

as

$$S[x^i(t)] = \int_{t_1}^{t_2} dt L(x^i(t), \dot{x}^i(t))$$

where the function  $L(x^i, \dot{x}^i)$  is the *Lagrangian* which specifies the dynamics of the system. The action is a functional; this means that you hand it an entire function worth of information,  $x^i(t)$ , and it spits back only a single number.

The *principle of least action* is the statement that the true path taken by the particle is an extremum of  $S$ . Although this is a statement about the path as a whole, it is entirely equivalent to a set of differential equations which govern the dynamics. These are known as the *Euler-Lagrange equations*.

To derive the Euler-Lagrange equations, we think about how the action changes if we take a given path and vary it slightly,

$$x^i(t) \rightarrow x^i(t) + \delta x^i(t)$$

We need to keep the end points of the path fixed, so we demand that  $\delta x^i(t_1) = \delta x^i(t_2) = 0$ . The change in the action is then

$$\begin{aligned} \delta S &= \int_{t_1}^{t_2} dt \delta L = \int_{t_1}^{t_2} dt \left( \frac{\partial L}{\partial x^i} \delta x^i + \frac{\partial L}{\partial \dot{x}^i} \delta \dot{x}^i \right) \\ &= \int_{t_1}^{t_2} dt \left( \frac{\partial L}{\partial x^i} - \frac{d}{dt} \left( \frac{\partial L}{\partial \dot{x}^i} \right) \right) \delta x^i + \left[ \frac{\partial L}{\partial \dot{x}^i} \delta x^i \right]_{t_1}^{t_2} \end{aligned}$$

where we have integrated by parts to go to the second line. The final term vanishes because we have fixed the end points of the path. A path  $x^i(t)$  is an extremum of the action if and only if  $\delta S = 0$  for all variations  $\delta x^i(t)$ . We see that this is equivalent to the Euler-Lagrange equations

$$\frac{\partial L}{\partial x^i} - \frac{d}{dt} \left( \frac{\partial L}{\partial \dot{x}^i} \right) = 0 \tag{1.2}$$

Our goal in this section is to write down the Lagrangian and action which govern particles moving in curved space and, ultimately, curved spacetime.

## 1.1 Non-Relativistic Particles

Let's start by forgetting about special relativity and spacetime and focus instead on the non-relativistic motion of a particle in curved space. Mathematically, these spaces are known as manifolds, and the study of curved manifolds is known as Riemannian geometry. However, for much of this section we will dispense with any formal mathematical definitions and instead focus attention on the physics.

### 1.1.1 The Geodesic Equation

We begin with something very familiar: the non-relativistic motion of a particle of mass  $m$  in flat Euclidean space  $\mathbf{R}^3$ . For once, the coordinates  $x^i = (x, y, z)$  actually are the usual Cartesian coordinates. The Lagrangian that describes the motion is simply the kinetic energy,

$$L = \frac{1}{2}m(\dot{x}^2 + \dot{y}^2 + \dot{z}^2) \quad (1.3)$$

The Euler-Lagrange equations (1.2) applied to this Lagrangian simply tell us that  $\ddot{x}^i = 0$ , which is the statement that free particles move at constant velocity in straight lines.

Now we want to generalise this discussion to particles moving on a curved space. First, we need a way to describe curved space. We will develop the relevant mathematics in Sections 2 and 3 but here we offer a simple perspective. We describe curved spaces by specifying the infinitesimal distance between any two points,  $x^i$  and  $x^i + dx^i$ , known as the *line element*. The most general form is

$$ds^2 = g_{ij}(x) dx^i dx^j \quad (1.4)$$

where the  $3 \times 3$  matrix  $g_{ij}$  is called the *metric*. The metric is symmetric:  $g_{ij} = g_{ji}$  since the anti-symmetric part drops out of the distance when contracted with  $dx^i dx^j$ . We further assume that the metric is positive definite and non-degenerate, so that its inverse exists. The fact that  $g_{ij}$  is a function of the coordinates  $x$  simply tells us that the distance between the two points  $x^i$  and  $x^i + dx^i$  depends on where you are.

Before we proceed, a quick comment: it matters in this subject whether the indices  $i, j$  are up or down. We'll understand this better in Section 2 but, for now, remember that coordinates have superscripts while the metric has two subscripts.

We'll see plenty of examples of metrics in this course. Before we introduce some of the simpler metrics, let's first push on and understand how a particle moves in the presence of a metric. The Lagrangian governing the motion of the particle is the obvious generalization of (1.3)

$$L = \frac{m}{2} g_{ij}(x) \dot{x}^i \dot{x}^j \quad (1.5)$$

It is a simple matter to compute the Euler-Lagrange equations (1.2) that arise from this action. It is really just an exercise in index notation and, in particular, making

sure that we don't inadvertently use the same index twice. Since it's important, we proceed slowly. We have

$$\frac{\partial L}{\partial x^i} = \frac{m}{2} \frac{\partial g_{jk}}{\partial x^i} \dot{x}^j \dot{x}^k$$

where we've been careful to relabel the indices on the metric so that the  $i$  index matches on both sides. Similarly, we have

$$\frac{\partial L}{\partial \dot{x}^i} = m g_{ik} \dot{x}^k \Rightarrow \frac{d}{dt} \left( \frac{\partial L}{\partial \dot{x}^i} \right) = m \frac{\partial g_{ik}}{\partial x^j} \dot{x}^j \dot{x}^k + m g_{ik} \ddot{x}^k$$

Putting these together, the Euler-Lagrange equation (1.2) becomes

$$g_{ik} \ddot{x}^k + \left( \frac{\partial g_{ik}}{\partial x^j} - \frac{1}{2} \frac{\partial g_{jk}}{\partial x^i} \right) \dot{x}^j \dot{x}^k = 0$$

Because the term in brackets is contracted with  $\dot{x}^j \dot{x}^k$ , only the symmetric part contributes. We can make this obvious by rewriting this equation as

$$g_{ik} \ddot{x}^k + \frac{1}{2} \left( \frac{\partial g_{ik}}{\partial x^j} + \frac{\partial g_{ij}}{\partial x^k} - \frac{\partial g_{jk}}{\partial x^i} \right) \dot{x}^j \dot{x}^k = 0 \quad (1.6)$$

Finally, there's one last manoeuvre: we multiply the whole equation by the inverse metric,  $g^{-1}$ , so that we get an equation of the form  $\ddot{x}^k = \dots$ . We denote the inverse metric  $g^{-1}$  simply by raising the indices on the metric, from subscripts to superscripts. This means that the inverse metric is denoted  $g^{ij}$ . By definition, it satisfies

$$g^{ij} g_{jk} = \delta_k^i$$

Finally, taking the opportunity to relabel some of the indices, the equation of motion for the particle is written as

$$\ddot{x}^i + \Gamma_{jk}^i \dot{x}^j \dot{x}^k = 0 \quad (1.7)$$

where

$$\Gamma_{jk}^i(x) = \frac{1}{2} g^{il} \left( \frac{\partial g_{lj}}{\partial x^k} + \frac{\partial g_{lk}}{\partial x^j} - \frac{\partial g_{jk}}{\partial x^l} \right) \quad (1.8)$$

These coefficients are called the *Christoffel symbols*. By construction, they are symmetric in their lower indices:  $\Gamma_{jk}^i = \Gamma_{kj}^i$ . They will play a very important role in everything that follows. The equation of motion (1.7) is the *geodesic equation* and solutions to this equation are known as *geodesics*.

## A Trivial Example: Flat Space Again

Let's start by considering flat space  $\mathbf{R}^3$ . Pythagoras taught us how to measure distances using his friend, Descartes' coordinates,

$$ds^2 = dx^2 + dy^2 + dz^2 \quad (1.9)$$

Suppose that we work in polar coordinates rather than Cartesian coordinates. The relationship between the two is given by

$$\begin{aligned} x &= r \sin \theta \cos \phi \\ y &= r \sin \theta \sin \phi \\ z &= r \cos \theta \end{aligned}$$

In polar coordinates, the infinitesimal distance between two points can be simply derived by substituting the above relations into (1.9). A little algebra yields,

$$ds^2 = dr^2 + r^2 d\theta^2 + r^2 \sin^2 \theta d\phi^2$$

In this case, the metric (and therefore also its inverse) are diagonal. They are

$$g_{ij} = \begin{pmatrix} 1 & 0 & 0 \\ 0 & r^2 & 0 \\ 0 & 0 & r^2 \sin^2 \theta \end{pmatrix} \quad \text{and} \quad g^{ij} = \begin{pmatrix} 1 & 0 & 0 \\ 0 & r^{-2} & 0 \\ 0 & 0 & (r^2 \sin^2 \theta)^{-1} \end{pmatrix}$$

where the matrix components run over  $i, j = r, \theta, \phi$ . From this we can easily compute the Christoffel symbols. The non-vanishing components are

$$\begin{aligned} \Gamma_{\theta\theta}^r &= -r \quad , \quad \Gamma_{\phi\phi}^r = -r \sin^2 \theta \quad , \quad \Gamma_{\theta r}^\theta = \Gamma_{r\theta}^\theta = \frac{1}{r} \\ \Gamma_{\phi\phi}^\theta &= -\sin \theta \cos \theta \quad , \quad \Gamma_{\phi r}^\phi = \Gamma_{r\phi}^\phi = \frac{1}{r} \quad , \quad \Gamma_{\theta\phi}^\phi = \Gamma_{\phi\theta}^\phi = \frac{\cos \theta}{\sin \theta} \end{aligned} \quad (1.10)$$

There are some important lessons here. First,  $\Gamma \neq 0$  does not necessarily mean that the space is curved. Non-vanishing Christoffel symbols can arise, as here, simply from a change of coordinates. As the course progresses, we will develop a diagnostic to determine whether space is really curved or whether it's an artefact of the coordinates we're using.

The second lesson is that it's often a royal pain to compute the Christoffel symbols using (1.8). If we wished, we could substitute the Christoffel symbols into the geodesic equation (1.7) to determine the equations of motion. However, it's typically easier to

revert back to the original action and determine the equations of motion directly. In the present case, we have

$$S = \frac{m}{2} \int dt \left( \dot{r}^2 + r^2 \dot{\theta}^2 + r^2 \sin^2 \theta \dot{\phi}^2 \right) \quad (1.11)$$

and the resulting Euler-Lagrange equations are

$$\ddot{r} = r\dot{\theta}^2 + r\sin^2\theta\dot{\phi}^2 \quad , \quad \frac{d}{dt}(r^2\dot{\theta}) = r^2\sin\theta\cos\theta\dot{\phi}^2 \quad , \quad \frac{d}{dt}(r^2\sin^2\theta\dot{\phi}) = 0 \quad (1.12)$$

These are nothing more than the equations for a straight line described in polar coordinates. The quickest way to extract the Christoffel symbols is usually to compute the equations of motion from the action, and then compare them to the geodesic equation (1.7), taking care of the symmetry properties along the way.

### A Slightly Less Trivial Example: $\mathbf{S}^2$

The above description of  $\mathbf{R}^3$  in polar coordinates allows us to immediately describe a situation in which the space is truly curved: motion on the two-dimensional sphere  $\mathbf{S}^2$ . This is achieved simply by setting the radial coordinate  $r$  to some constant value, say  $r = R$ . We can substitute this constraint into the action (1.11) to get the action for a particle moving on the sphere,

$$S = \frac{mR^2}{2} \int dt \left( \dot{\theta}^2 + \sin^2 \theta \dot{\phi}^2 \right)$$

Similarly, the equations of motion are given by (1.12), with the restriction  $r = R$  and  $\dot{r} = 0$ . The solutions are great circles, which are geodesics on the sphere. To see this in general is a little complicated, but we can use the rotational invariance to aid us. We rotate the sphere to ensure that the starting point is  $\theta_0 = \pi/2$  and the initial velocity is  $\dot{\theta} = 0$ . In this case, it is simple to check that solutions take the form  $\theta = \pi/2$  and  $\phi = \Omega t$  for some  $\Omega$ , which are great circles running around the equator.

## 1.2 Relativistic Particles

Having developed the tools to describe motion in curved space, our next step is to consider the relativistic generalization to curved spacetime. But before we get to this, we first need to see how to extend the Lagrangian method to be compatible with special relativity. An introduction to special relativity can be found in the lectures on [Dynamics and Relativity](#).

### 1.2.1 A Particle in Minkowski Spacetime

Let's start by considering a particle moving in Minkowski spacetime  $\mathbf{R}^{1,3}$ . We'll work with Cartesian coordinates  $x^\mu = (ct, x, y, z)$  and the Minkowski metric

$$\eta_{\mu\nu} = \text{diag}(-1, +1, +1, +1)$$

The distance between two neighbouring points labelled by  $x^\mu$  and  $x^\mu + dx^\mu$  is then given by

$$ds^2 = \eta_{\mu\nu} dx^\mu dx^\nu$$

Pairs of points with  $ds^2 < 0$  are said to be *timelike separated*; those for which  $ds^2 > 0$  are *spacelike separated*; and those for which  $ds^2 = 0$  are said to be *lightlike separated* or, more commonly, *null*.

Consider the path of a particle through spacetime. In the previous section, we labelled positions along the path using the time coordinate  $t$  for some inertial observer. But to build a relativistic description of the particle motion, we want time to sit on much the same footing as the spatial coordinates. For this reason, we will introduce a new parameter – let's call it  $\sigma$  – which labels where we are along the worldline of the trajectory. For now it doesn't matter what parameterisation we choose; we will only ask that  $\sigma$  increases monotonically along the trajectory. We'll label the start and end points of the trajectory by  $\sigma_1$  and  $\sigma_2$  respectively, with  $x^\mu(\sigma_1) = x^\mu_{\text{initial}}$  and  $x^\mu(\sigma_2) = x^\mu_{\text{final}}$ .

The action for a relativistic particle has a nice geometric interpretation: it extremises the distance between the starting and end points in Minkowski space. A particle with rest mass  $m$  follows a timelike trajectory, for which any two points on the curve have  $ds^2 < 0$ . We therefore take the action to be

$$\begin{aligned} S &= -mc \int_{x_{\text{initial}}}^{x_{\text{final}}} \sqrt{-ds^2} \\ &= -mc \int_{\sigma_1}^{\sigma_2} d\sigma \sqrt{-\eta_{\mu\nu} \frac{dx^\mu}{d\sigma} \frac{dx^\nu}{d\sigma}} \end{aligned} \quad (1.13)$$

The coefficients in front ensure that the action has dimensions  $[S] = \text{Energy} \times \text{Time}$  as it should. (The action always has the same dimensions as  $\hbar$ . If you work in units with  $\hbar = 1$  then the action should be dimensionless.)

The action (1.13) has two different symmetries, with rather different interpretations.

- Lorentz Invariance: Recall that a Lorentz transformation is a rotation in space-time. This acts as

$$x^\mu \rightarrow \Lambda^\mu{}_\rho x^\rho \quad (1.14)$$

where the matrix  $\Lambda^\mu{}_\nu$  obeys  $\Lambda^\mu{}_\rho \eta_{\mu\nu} \Lambda^\nu{}_\sigma = \eta_{\rho\sigma}$ , which is the definition of a Lorentz transformation, encompassing both rotations in space and boosts. Equivalently,  $\Lambda \in O(1,3)$ . This is a symmetry in the sense that if we find a solution to the equations of motion, then we can act with a Lorentz transformation to generate a new solution.

- Reparameterisation invariance: We introduced  $\sigma$  as an arbitrary parameterisation of the path. But we don't want the equations of motion to depend on this choice. Thankfully all is good, because the action itself does not depend on the choice of parameterisation. To see this, suppose that we picked a different parameterisation of the path,  $\tilde{\sigma}$ , related to the first parameterisation by a monotonic function  $\tilde{\sigma}(\sigma)$ . Then we could equally as well construct an action  $\tilde{S}$  using this new parameter, given by

$$\begin{aligned} \tilde{S} &= -mc \int_{\tilde{\sigma}_1}^{\tilde{\sigma}_2} d\tilde{\sigma} \sqrt{-\eta_{\mu\nu} \frac{dx^\mu}{d\tilde{\sigma}} \frac{dx^\nu}{d\tilde{\sigma}}} \\ &= -mc \int_{\sigma_1}^{\sigma_2} d\sigma \frac{d\tilde{\sigma}}{d\sigma} \sqrt{-\eta_{\mu\nu} \frac{dx^\mu}{d\sigma} \frac{dx^\nu}{d\sigma} \left(\frac{d\sigma}{d\tilde{\sigma}}\right)^2} \\ &= S \end{aligned}$$

As promised, the action takes the same form regardless of whether we choose to parameterise the path in terms of  $\sigma$  or  $\tilde{\sigma}$ . This is *reparameterisation invariance*.

This is not a symmetry, in the sense that it does not generate new solutions from old ones. Instead, it is a redundancy in the way we describe the system. It is similar to the gauge “symmetry” of Maxwell and Yang-Mills theory which, despite the name, is also a redundancy rather than a symmetry.

It is hard to overstate the importance of the concept of reparameterisation invariance. A major theme of these lectures is that our theories of physics should not depend on the way we choose to parameterise them. We'll see this again when we come to describe the field equations of general relativity. For now, we'll look at a couple of implications of reparameterisation on the worldline.

## Proper Time

Because the action is independent of the parameterisation of the worldline, the value of the action evaluated between two points on a given path has an intrinsic meaning. We call this value *proper time*. For a given path  $x^\mu(\sigma')$ , the proper time between two points, say  $\sigma' = 0$  and  $\sigma' = \sigma$ , is

$$\tau(\sigma) = \frac{1}{c} \int_0^\sigma d\sigma' \sqrt{-g_{\mu\nu}(x) \frac{dx^\mu}{d\sigma'} \frac{dx^\nu}{d\sigma'}} \quad (1.15)$$

From our first foray into [Special Relativity](#), we recognise this as the time experienced by the particle itself.

Identifying the action with the proper time means that the particle takes a path that extremises the proper time. In Minkowski space, it is simple to check that the proper time between two timelike-separated points is maximised by a straight line, a fact known as the twin paradox.

### 1.2.2 Why You Get Old

There's a crucial difference between moving in Euclidean space and moving in Minkowski spacetime. You're not obliged to move in Euclidean space. You can just stop if you want to. In contrast, you can never stop moving in a timelike direction in Minkowski spacetime. You will, sadly, always be dragged inexorably towards the future.

Any relativistic formulation of particle mechanics must capture this basic fact. To see how it arises from the action (1.13), we can compute the momentum conjugate to  $x^\mu$ ,

$$p_\mu = \frac{dL}{d\dot{x}^\mu} \quad (1.16)$$

with  $\dot{x}^\mu = dx^\mu/d\sigma$ . For the action  $L = -mc\sqrt{-\eta_{\mu\nu}\dot{x}^\mu\dot{x}^\nu}$ , we have

$$p_\mu = mc \frac{\eta_{\mu\nu}\dot{x}^\nu}{\sqrt{-\eta_{\rho\sigma}\dot{x}^\rho\dot{x}^\sigma}} = -\frac{m^2 c^2}{L} \eta_{\mu\nu}\dot{x}^\nu \quad (1.17)$$

But not all four components of the momentum are independent. To see this, we need only compute the square of the 4-momentum to find

$$p \cdot p \equiv \eta_{\mu\nu} p^\mu p^\nu = \frac{m^4 c^4}{L^2} \eta_{\mu\nu} \dot{x}^\mu \dot{x}^\nu = -m^2 c^2 \quad (1.18)$$

Rearranging gives

$$(p^0)^2 = \mathbf{p}^2 + m^2 c^2$$

In particular, we see that we must have  $p^0 \neq 0$ : the particle is obliged to move in the time direction.

Part of this story is familiar. The condition (1.18) is closely related to the usual condition on the 4-momentum that we met in our earlier lectures on [Special Relativity](#). There, we defined the 4-velocity  $U^\mu$  and 4-momentum  $P^\mu$  as

$$U^\mu = \frac{dx^\mu}{d\tau} \quad \text{and} \quad P^\mu = m \frac{dx^\mu}{d\tau}$$

This is a special case of (1.16), where we choose to parameterise the worldline by the proper time  $\tau$  itself. The definition of the proper time (1.15) means that  $d\tau/d\sigma = -L/mc^2$ . Comparing to the canonical momentum (1.17), we see that it coincides with the older definition above:  $P^\mu \equiv p^\mu$ .

However, part of this story is likely unfamiliar. Viewed from the perspective of classical dynamics, it is perhaps surprising to see that the momenta  $p^\mu$  are not all independent. After all, this didn't arise in any of the examples of Lagrangians that we met in our previous course on [Classical Dynamics](#). This novel feature can be traced to the existence of reparameterisation invariance, meaning that there was a redundancy in our original description. Indeed, whenever theories have such a redundancy there will be some constraint analogous to (1.18). (In the context of electromagnetism, this constraint is called Gauss law.)

There is another way to view this. The relativistic action (1.13) appears to have four dynamical degrees of freedom,  $x^\mu(\sigma)$ . This should be contrasted with the three degrees of freedom  $x^i(t)$  in the non-relativistic action (1.5). Yet the number of degrees of freedom is one of the most basic ways to characterise a system, with physical consequences such as the heat capacity of gases. Why should we suddenly increase the number of degrees of freedom just because we want our description to be compatible with special relativity? The answer is that, because of reparameterisation invariance, not all four degrees of freedom  $x^\mu$  are physical. To see this, suppose that you solve the equations of motion to find the path  $x^\mu(\sigma)$  (as we will do shortly). In most dynamical systems, each of these four functions would tell you something about the physical trajectory. But, for us, reparameterisation invariance means that there is no actual information in the value of  $\sigma$ . To find the physical path, we should eliminate  $\sigma$  to find the relationship between the  $x^\mu$ . The net result is that the relativistic system only has three physical degrees of freedom after all.

As an example, we are perfectly at liberty to choose the parameterisation of the path to coincide with the time  $t$  for some *inertial* observer:  $\sigma = t$ . The action (1.13) then becomes

$$S = -mc^2 \int_{t_1}^{t_2} dt \sqrt{1 - \frac{\dot{\mathbf{x}}^2}{c^2}} \quad (1.19)$$

where here  $\dot{\mathbf{x}} = d\mathbf{x}/dt$ . This is the action for a relativistic particle in some particular inertial frame, which exhibits the famous factor

$$\gamma = \frac{1}{\sqrt{1 - \dot{\mathbf{x}}^2/c^2}}$$

that is omnipresent in formulae in special relativity. We now see clearly that the action has only three degrees of freedom,  $\mathbf{x}(t)$ . However, the price we've paid is that the Lorentz invariance (1.14) is now rather hidden, since space  $\mathbf{x}$  and time  $t$  sit on very different footing.

### 1.2.3 Rediscovering the Forces of Nature

So far, we've only succeeded in writing down the action for a free relativistic particle (1.13). We would now like to add some extra terms to the action to describe a force acting on the particle. In the non-relativistic context, we do this by adding a potential

$$S_{\text{non-rel}} = \int dt \left[ \frac{m}{2} \dot{\mathbf{x}}^2 - V(\mathbf{x}) \right]$$

However, now we want to write down an action for a relativistic particle that depends on  $x^\mu(\sigma)$ . But it's crucial that we retain reparameterisation invariance, since we want to keep the features that this brings. This greatly limits the kind of terms that we can add to the action. It turns out that there are two, different ways to introduce forces that preserve our precious reparameterisations.

### Rediscovering Electromagnetism

Rather than jumping straight into the reparameterisation invariant action (1.13), we instead start by modifying the action (1.19). We'll then try to guess a reparameterisation invariant form which gives the answer we want. To this end, we consider

$$S_1 = \int_{t_1}^{t_2} dt \left[ -mc^2 \sqrt{1 - \frac{\dot{\mathbf{x}}^2}{c^2}} - V(\mathbf{x}) \right]$$

and ask: how can this come from a reparameterisation invariant action?

We can't just add a term  $\int d\sigma V(x)$  to the relativistic action (1.13); this is not invariant under reparameterisations. To get something that works, we have to find a way to cancel the Jacobian factor that comes from reparameterisations of the  $d\sigma$  measure. One option that we could explore is to introduce a term linear in  $\dot{x}^\mu$ . But then, to preserve Lorentz invariance, we need to contract the  $\mu$  index on  $\dot{x}^\mu$  with

something. This motivates us to introduce four functions of the spacetime coordinates  $A_\mu(x)$ . We then write the action

$$S_1 = \int_{\sigma_1}^{\sigma_2} d\sigma \left[ -mc \sqrt{-\eta_{\mu\nu} \frac{dx^\mu}{d\sigma} \frac{dx^\nu}{d\sigma}} - q A_\mu(x) \dot{x}^\mu \right] \quad (1.20)$$

where  $q$  is some number, associated to the particle, that characterises the strength with which it couples to the new term  $A_\mu(x)$ . It's simple to check that the action (1.20) does indeed have reparameterisation invariance.

To understand the physics of this new term, we again pick the worldline parameter to coincide with the time of some inertial observer,  $\sigma = t$  so that  $dx^0/d\sigma = c$ . If we write  $A_\mu(x) = (\phi(x)/c, \mathbf{A}(x))$ , then we find

$$S_1 = \int_{\sigma_1}^{\sigma_2} d\sigma \left[ -mc^2 \sqrt{1 - \frac{\dot{\mathbf{x}}^2}{c^2}} - q\phi(x) - q\mathbf{A}(x) \cdot \dot{\mathbf{x}} \right]$$

We see that the  $A_0$  term gives us a potential  $V(x) = q\phi(x)$  of the kind we wanted. But Lorentz invariance means that this is accompanied by an additional  $\mathbf{A} \cdot \dot{\mathbf{x}}$  term. We have, of course, met both of these terms previously: they describe a particle of electric charge  $q$  moving in the background of an electromagnetic field described by gauge potentials  $\phi(x)$  and  $\mathbf{A}(x)$ . In other words, we have rediscovered the Lorentz force law of electromagnetism.

There is a slight generalisation of this argument, in which the particle carries some extra internal degrees of freedom, that results in the mathematical structure of Yang-Mills, the theory that underlies the weak and strong nuclear force. You can read more about this in the lecture notes on [Gauge Theory](#).

## Rediscovering Gravity

To describe the force of gravity, we must make a rather different modification to our action. This time we consider the generalisation of (1.19) given by the action

$$S_2 = \int_{t_1}^{t_2} dt \left[ -mc^2 \sqrt{1 + \frac{2\Phi(\mathbf{x})}{c^2} - \frac{\dot{\mathbf{x}}^2}{c^2}} \right] \quad (1.21)$$

If we Taylor expand the square-root, assuming that  $|\dot{\mathbf{x}}| \ll c^2$  and that  $2\Phi(\mathbf{x}) \ll c^2$ , then the leading terms give

$$S_2 = \int_{t_1}^{t_2} dt \left[ -mc^2 + \frac{m}{2} \dot{\mathbf{x}}^2 - m\Phi(\mathbf{x}) + \dots \right] \quad (1.22)$$

The first term is an irrelevant constant. (It is the rest mass energy of the particle.) But the next two terms describe the non-relativistic motion of a particle moving in a potential  $V(\mathbf{x}) = m\Phi(\mathbf{x})$ .

Why should we identify this potential with the force of gravity, rather than some other random force? It's because the strength of the force is necessarily proportional to the mass  $m$  of the particle, which shows up as the coefficient in the  $m\Phi(\mathbf{x})$  term. This is the defining property of gravity.

In fact, something important but subtle has emerged from our simple discussion: the same mass  $m$  appears in both the kinetic term and the potential term. In the framework of Newtonian mechanics there is no reason that these coefficients should be the same. Indeed, careful treatments refer to the coefficient of the kinetic term as the *inertial mass*  $m_I$  and the coefficient of the potential term as the *gravitational mass*  $m_G$ . It is then an experimentally observed fact that

$$m_I = m_G \tag{1.23}$$

to astonishing accuracy (around  $10^{-13}$ ). This is known as the *equivalence principle*. But our simple-minded discussion above has offered a putative explanation for the equivalence principle, since the mass  $m$  sits in front of the entire action (1.21), ensuring that both terms have the same origin.

An aside: you might wonder why the function  $\Phi(x)$  does not scale as, say,  $1/m$ , in which case the potential that arises in (1.22) would appear to be independent of  $m$ . This is not allowed. This is because the mass  $m$  is a property of the test particle whose motion we're describing. Meanwhile the potential  $\Phi(x)$  is some field set up by the background sources, and should be independent of  $m$ , just as  $A_\mu(x)$  is independent of the charge  $q$  of the test particle.

The equality (1.23) is sometimes called the weak equivalence principle. A stronger version, known as the *Einstein equivalence principle* says that in any metric there exist *local inertial frames*. This is the statement that you can always find coordinates so that, in some small patch, the metric looks like Minkowski space, and there is no way to detect the effects of the gravitational field. We will describe this more below and again in Section 3.3.2.

Finally, we ask: how can we write down a reparameterisation invariant form of the action (1.21)? To answer this, note that the 1 in  $\sqrt{1 + \dots}$  came from the  $\eta_{00}$  term in the action. If we want to turn this into  $1 + 2\Phi(\mathbf{x})/c^2$ , then we should promote  $\eta_{00}$  to a function of  $x$ . But if we're going to promote  $\eta_{00}$  to a function, we should surely do

the same to all metric components. This means that we introduce a curved spacetime metric

$$ds^2 = g_{\mu\nu}(x)dx^\mu dx^\nu$$

The metric is a symmetric  $4 \times 4$  matrix, which means that it is specified by 10 functions. We can then write down the reparameterisation invariant action

$$S_2 = -mc \int_{\sigma_1}^{\sigma_2} d\sigma \sqrt{-g_{\mu\nu}(x) \frac{dx^\mu}{d\sigma} \frac{dx^\nu}{d\sigma}}$$

This describes a particle moving in curved spacetime.

In general, the components of the metric will be determined by the Einstein field equations. This is entirely analogous to the way in which the gauge potential  $A_\mu(x)$  in (1.20) is determined by the Maxwell equation. We will describe the Einstein equations in Section 4. However, even before we get to the Einstein equations, the story above tells us that, for weak gravitational fields where the Newtonian picture is valid, we should identify

$$g_{00}(x) \approx - \left( 1 + \frac{2\Phi(x)}{c^2} \right) \tag{1.24}$$

where  $\Phi(x)$  is the Newtonian gravitational field.

#### 1.2.4 The Equivalence Principle

A consequence of the weak equivalence principle (1.23) is that it's not possible to tell the difference between constant acceleration and a constant gravitational field. Suppose, for example, that you one day wake up to find yourself trapped inside a box that looks like an elevator. The equivalence principle says that there's no way tell whether you are indeed inside an elevator on Earth, or have been captured by aliens and are now in the far flung reaches of the cosmos in a spaceship, disguised as an elevator, and undergoing constant acceleration. (Actually there are two ways to distinguish between these possibilities. One is common sense. The other is known as tidal forces and will be described below.)

Conversely, if you wake in the elevator to find yourself weightless, the equivalence principle says that there is no way to tell whether the engines on your spaceship have turned themselves off, leaving you floating in space, or whether you are still on Earth, plummeting towards certain death. Both of these are examples of inertial frames.

We can see how the equivalence principle plays out in more detail in the framework of spacetime metrics. We will construct a set of coordinates adapted to a uniformly accelerating observer. We'll see that, in these coordinates, the metric takes the form (1.24) but with a linear gravitational potential  $\Phi$  of the kind that we would invoke for a constant gravitational force.

First we need to determine the trajectory of a constantly accelerating observer. This was a problem that we addressed already in our first lectures on [Special Relativity](#) (see Section 7.4.6 of those notes). Here we give a different, and somewhat quicker, derivation.

We will view things from the perspective of an inertial frame, with coordinates  $(ct, x, y, z)$ . The elevator will experience a constant acceleration  $a$  in the  $x$  direction. We want to know what this looks like in the inertial frame; clearly the trajectory is not just  $x = \frac{1}{2}at^2$  since this would soon exceed the speed of light. Instead we need to be more careful.

Recall that if we do a boost by  $v_1$ , followed by a boost by  $v_2$ , the resulting velocity is

$$v = \frac{v_1 + v_2}{1 + v_1 v_2 / c^2}$$

This motivates us to define the *rapidity*  $\varphi$ , defined in terms of the velocity  $v$  by

$$v = c \tanh \varphi$$

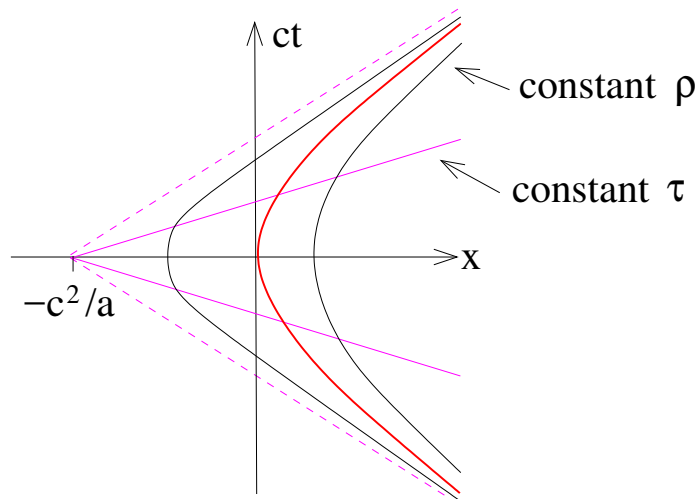
The rapidity has the nice property that it adds linearly under successive boosts: a boost  $\varphi_1$  followed by a boost  $\varphi_2$  is the same as a boost  $\varphi = \varphi_1 + \varphi_2$ .

A constant acceleration means that the rapidity increases linearly in time, where here “time” is the accelerating observer’s time,  $\tau$ . We have  $\varphi = a\tau/c$  and so, from the perspective of the inertial frame, the velocity of the constantly-accelerating elevator

$$v(\tau) = \frac{dx}{dt} = c \tanh \left( \frac{a\tau}{c} \right)$$

To determine the relationship between the observer’s time and the time  $t$  in the inertial frame, we use

$$\frac{dt}{d\tau} = \gamma(\tau) = \sqrt{\frac{1}{1 - v^2/c^2}} = \cosh \left( \frac{a\tau}{c} \right) \quad \Rightarrow \quad t = \frac{c}{a} \sinh \left( \frac{a\tau}{c} \right)$$



**Figure 1.** A coordinate system for a uniformly accelerating observer.

where we've chosen the integration constant so that  $\tau = 0$  corresponds to  $t = 0$ . Then, to determine the distance travelled in the inertial frame, we use

$$v(\tau) = \frac{dx}{dt} = \frac{dx}{d\tau} \frac{d\tau}{dt} \Rightarrow \frac{dx}{d\tau} = c \sinh\left(\frac{a\tau}{c}\right) \Rightarrow x = \frac{c^2}{a} \cosh\left(\frac{a\tau}{c}\right) - \frac{c^2}{a}$$

where this time we've chosen the integration constant so that the trajectory passes through the origin. The resulting trajectory is a hyperbola in spacetime, given by

$$\left(x + \frac{c^2}{a}\right)^2 - c^2 t^2 = \frac{c^4}{a^2}$$

This trajectory is shown in red in Figure 1. As  $\tau \rightarrow \pm\infty$ , the trajectory asymptotes to the straight lines  $ct = \pm(x + c^2/a)$ . These are the dotted lines shown in the figure.

Now let's consider life from the perspective of a guy in the accelerating elevator. What are the natural coordinates that such an observer would use to describe events elsewhere in spacetime? Obviously, for events that happen on his own worldline, we can use the proper time  $\tau$ . But we would like to extend the definition to assign a time to points in the whole space. Furthermore, we would like to introduce a spatial coordinate,  $\rho$ , so that the elevator sits at  $\rho = 0$ . How to do this?

There is, it turns out, a natural choice of coordinates. First, we draw straight lines connecting the point  $(ct, x) = (0, -c^2/a)$  to the point on the trajectory labelled by  $\tau$  and declare that these are lines of constant  $\tau$ ; these are the pink lines shown in the

figure. Next we note that, for any given  $\tau$ , there is a Lorentz transformation that maps the  $x$ -axis to the pink line of constant  $\tau$ . We can use this to define the spatial coordinate  $\rho$ . The upshot is that we have a map between coordinates  $(ct, x)$  in the inertial frame and coordinates  $(c\tau, \rho)$  in the accelerating frame given by

$$\begin{aligned} ct &= \left( \rho + \frac{c^2}{a} \right) \sinh \left( \frac{a\tau}{c} \right) \\ x &= \left( \rho + \frac{c^2}{a} \right) \cosh \left( \frac{a\tau}{c} \right) - \frac{c^2}{a} \end{aligned} \tag{1.25}$$

As promised, the line  $\rho = 0$  coincides with the trajectory of the accelerating observer. Moreover, lines of constant  $\rho \neq 0$  are also hyperbolae.

The coordinates  $(c\tau, \rho)$  do not cover all of Minkowski space, but only the right-hand quadrant as shown in Figure 1. This reflects the fact that signals from some regions will never reach the guy in the elevator. This is closely related to the idea of horizons in general relativity, a topic we'll look explore more closely in later sections.

Finally, we can look at the metric experienced by the accelerating observer, using coordinates  $\rho$  and  $\tau$ . We simply substitute the transformation (1.25) into the Minkowski metric to find

$$ds^2 = -c^2 dt^2 + dx^2 + dy^2 + dz^2 = - \left( 1 + \frac{a\rho}{c^2} \right)^2 c^2 d\tau^2 + d\rho^2 + dy^2 + dz^2$$

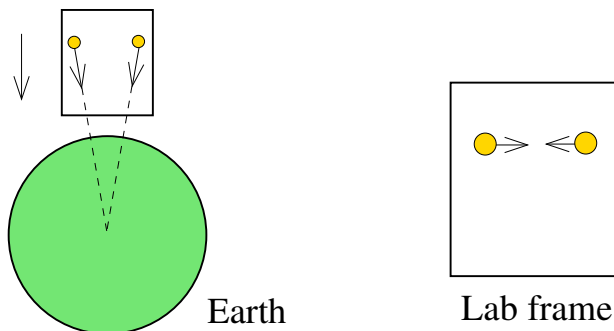
This is the metric of (some part of ) Minkowski space, now in coordinates adapted to an accelerating observer. These are known as *Kottler-Möller coordinates*. (They are closely related to the better known *Rindler coordinates*. We'll see Rindler space again in Section 6.1.2 when we study the horizon of black holes. ) The spatial part of the metric remains flat, but the temporal component is given by

$$g_{00} = - \left( 1 + \frac{a\rho}{c^2} \right)^2 = - \left( 1 + \frac{2a\rho}{c^2} + \dots \right)$$

where the  $\dots$  is simply  $a^2\rho^2/c^4$ , but we've hidden it because it is sub-leading in  $1/c^2$ . If we compare this metric with the expectation (1.24), we see that the accelerated observer feels an effective gravitational potential given by

$$\Phi(\rho) = a\rho$$

This is the promised manifestation of the equivalence principle: from the perspective of an uniformly accelerating observer, the acceleration feels indistinguishable from a linearly increasing gravitational field, corresponding to a constant gravitational force.



**Figure 2.** The bad news is that you were, in fact, plummeting to your death after all. This is shown on the left (not to scale). The good news is that you get to measure a tidal force on the way down. This is shown on the right.

### The Einstein Equivalence Principle

The weak equivalence principle tells us that uniform acceleration is indistinguishable from a uniform gravitational field. In particular, there is a choice of inertial frame (i.e. free-fall) in which the effect of the gravitational field vanishes. But what if the gravitational field is non-uniform?

The *Einstein equivalence principle* states that there exist *local inertial frames*, in which the effects of any gravitational field vanish. Mathematically, this means that there is always a choice of coordinates — essentially those experienced by a freely falling observer — which ensures that the metric  $g_{\mu\nu}$  looks like Minkowski space about a given point. (We will exhibit these coordinates and be more precise about their properties in Section 3.3.2.) The twist to the story is that if the metric looks like Minkowski space about one point, then it probably won't look like Minkowski space about a different point. This means that if you can do experiments over an extended region of space, then you can detect the presence of non-uniform gravitational field.

To illustrate this, let's return to the situation in which you wake, weightless in an elevator, trying to figure out if you're floating in space or plummeting to your death. How can you tell?

Well, you could wait and find out. But suppose you're impatient. The equivalence principle says that there is no local experiment you can do that will distinguish between these two possibilities. But there is a very simple “non-local” experiment: just drop two test masses separated by some distance. If you're floating in space, the test masses will simply float there with you. Similarly, if you're plummeting towards your death then

the test masses will plummet with you. However, they will each be attracted to the centre of the Earth which, for two displaced particles, is in a slightly different direction as shown in Figure 2. This means that the trajectories followed by the particles will slightly converge. From your perspective, this will mean that the two test masses will get closer. This is not due to their mutual gravitational attraction. (The fact they're test masses means we're ignoring this). Instead, it is an example of a *tidal force* that signifies you're sitting in a non-uniform gravitational field. We will meet the mathematics behind these tidal forces in Section 3.3.4.

### 1.2.5 Gravitational Time Dilation

Even before we solve the Einstein equations, we can still build some intuition for the spacetime metric. As we've seen, for weak gravitational fields  $\Phi(\mathbf{x})$ , we should identify the temporal component of the metric as

$$g_{00}(x) = 1 + \frac{2\Phi(x)}{c^2} \quad (1.26)$$

This is telling us something profound: there is a connection between time and gravity.

To be concrete, we'll take the Newtonian potential that arises from a spherical object of mass  $M$ ,

$$\Phi(r) = -\frac{GM}{r}$$

The resulting shift in the spacetime metric  $g_{00}$  means that an observer sitting at a fixed distance  $r$  will measure a time interval,

$$d\tau^2 = g_{00} dt^2 = \left(1 - \frac{2GM}{rc^2}\right) dt^2$$

This means that if an asymptotic observer, at  $r \rightarrow \infty$ , measures time  $t$ , then an observer at distance  $r$  will measure time  $T$  given by

$$T(r) = t\sqrt{1 - \frac{2GM}{rc^2}}$$

We learn that time goes slower in the presence of a massive, gravitating object.

We can make this more quantitative. Consider two observers. The first, Alice, is relaxing with a picnic on the ground at radius  $r_A$ . The second, Bob, is enjoying a

romantic trip for one in a hot air balloon, a distance  $r_B = r_A + \Delta r$  higher. The time measured by Bob is

$$\begin{aligned} T_B &= t \sqrt{1 - \frac{2GM}{(r_A + \Delta r)c^2}} \approx t \sqrt{1 - \frac{2GM}{r_A c^2} + \frac{2GM\Delta r}{r_A^2 c^2}} \\ &\approx t \sqrt{1 - \frac{2GM}{r_A c^2}} \left(1 + \frac{GM\Delta r}{r_A^2 c^2}\right) = T_A \left(1 + \frac{GM\Delta r}{r_A^2 c^2}\right) \end{aligned}$$

where we've done a double expansion, assuming both  $\Delta r \ll r_A$  and  $2GM/r_A c^2 \ll 1$ . If the hot air balloon flies a distance  $\Delta r = 1000$  m above the ground then, taking the radius of the Earth to be  $r_A \approx 6000$  km, the difference in times is of order  $10^{-12}$ . This means that, over the course of a day, Bob ages by an extra  $10^{-8}$  seconds or so.

This effect was first measured by Hafele and Keating in the 1970s by flying atomic clocks around the world on commercial airlines, and has since been repeated a number of times with improved accuracy. In all cases the resultant time delay, which in the experiments includes effects from both special and general relativity, was in agreement with theoretical expectations.

The effect is more pronounced in the vicinity of a black hole. We will see in Section 1.3 that the closest distance that an orbiting planet can come to a black hole is  $r = 3GM/c^2$ . (Such orbits are necessarily highly elliptical.) In this case, someone on the planet experiences time at the rate  $T = \sqrt{1/3}t \approx 0.6t$ , compared to an asymptotic observer at  $t \rightarrow \infty$ . This effect, while impressive, is unlikely to make a really compelling science fiction story. For more dramatic results, our bold hero would have to fly her spaceship close to the Schwarzschild radius  $R_s = 2GM/c^2$ , later returning to  $r \rightarrow \infty$  to find herself substantially younger than the friends and family she left behind.

## Gravitational Redshift

There is another measurable consequence of the gravitational time dilation. To see this, let's return to Alice on the ground and Bob, above, in his hot air balloon. Bob is kind of annoying and starts throwing peanuts at Alice. He throws peanuts at time intervals  $\Delta T_B$ . Alice receives these peanuts (now travelling at considerable speed) at time intervals  $\Delta T_A$  where, as above,

$$\Delta T_A = \sqrt{\frac{1 + 2\Phi(r_A)/c^2}{1 + 2\Phi(r_B)/c^2}} \Delta T_B \approx \left(1 + \frac{\Phi(r_A)}{c^2} - \frac{\Phi(r_B)}{c^2}\right) \Delta T_B$$

We have  $r_A < r_B$ , so  $\Phi(r_A) < \Phi(r_B) < 0$  and, hence,  $\Delta T_A < \Delta T_B$ . In other words, Alice receives the peanuts at a higher frequency than Bob threw them.

The story above doesn't only hold for peanuts. If Bob shines light down at Alice with frequency  $\omega_B \sim 1/\Delta T_B$ , then Alice will receive it at frequency  $\omega_A$  given by

$$\omega_A \approx \left(1 + \frac{\Phi(r_A)}{c^2} - \frac{\Phi(r_B)}{c^2}\right)^{-1} \omega_B$$

This is a higher frequency,  $\omega_A > \omega_B$ , or shorter wavelength. We say that the light has been *blueshifted*. In contrast, if Alice shines light up at Bob, then the frequency decreases, and the wavelength is stretched. In this case, we say that the light has been *redshifted* as it escapes the gravitational pull. This effect was measured for the first time by Pound and Rebka in 1959, providing the first earthbound precision test of general relativity.

There is a cosmological counterpart of this result, in which light is redshifted in a background expanding space. You can read more about this in the lectures on [Cosmology](#).

### 1.2.6 Geodesics in Spacetime

So far, we have focussed entirely on the actions describing particles, and have yet to write down an equation of motion, let alone solve one. Now it's time to address this.

We work with the relativistic action for a particle moving in spacetime

$$S = -mc \int_{\sigma_1}^{\sigma_2} d\sigma L \quad \text{with} \quad L = \sqrt{-g_{\mu\nu}(x)\dot{x}^\mu\dot{x}^\nu} \quad (1.27)$$

with  $\dot{x}^\mu = dx^\mu/d\sigma$ . This is similar to the non-relativistic action that we used in Section 1.1.1 when we first introduced geodesics. It differs by the square-root factor. As we now see, this introduces a minor complication.

To write down Euler-Lagrange equations, we first compute

$$\frac{\partial L}{\partial x^\rho} = -\frac{1}{2L} \frac{\partial g_{\mu\nu}}{\partial x^\rho} \dot{x}^\mu \dot{x}^\nu \quad \text{and} \quad \frac{\partial L}{\partial \dot{x}^\rho} = -\frac{1}{L} g_{\rho\nu} \dot{x}^\nu$$

The equations of motion are then

$$\frac{d}{d\sigma} \left( \frac{\partial L}{\partial \dot{x}^\rho} \right) - \frac{\partial L}{\partial x^\rho} = 0 \quad \Rightarrow \quad \frac{d}{d\sigma} \left( \frac{1}{L} g_{\rho\nu} \dot{x}^\nu \right) - \frac{1}{2L} \frac{\partial g_{\mu\nu}}{\partial x^\rho} \dot{x}^\mu \dot{x}^\nu = 0$$

This is almost the same as the equations that led us to the geodesics in Section 1.1.1. There is just one difference: the differentiation  $d/d\sigma$  can hit the  $1/L$ , giving an extra term beyond what we found previously. This can be traced directly to the fact we have a square-root in our original action.

Following the same steps that we saw in Section 1.1.1, and relabelling the indices, the equation of motion can be written as

$$g_{\mu\rho}\ddot{x}^\rho + \frac{1}{2} \left( \frac{\partial g_{\mu\rho}}{\partial x^\nu} + \frac{\partial g_{\mu\nu}}{\partial x^\rho} - \frac{\partial g_{\nu\rho}}{\partial x^\mu} \right) \dot{x}^\nu \dot{x}^\rho = \frac{1}{L} \frac{dL}{d\sigma} g_{\mu\rho} \dot{x}^\rho \quad (1.28)$$

This is the relativistic version of the geodesic equation (1.6). We see that the square-root factor in the action results in the extra term on the right-hand side.

Life would be much nicer if there was some way to ignore this extra term. This would be true if, for some reason, we could set

$$\frac{dL}{d\sigma} \stackrel{?}{=} 0$$

Happily, this is within our power. We simply need to pick a choice of parameterisation of the worldline to make it hold! All we have to do is figure out what parameterisation makes this work.

In fact, we've already met the right choice. Recall that the proper time  $\tau(\sigma)$  is defined as (1.15)

$$c\tau(\sigma) = \int_0^\sigma d\sigma' L(\sigma') = \int_0^\sigma d\sigma' \sqrt{-g_{\mu\nu}(x) \frac{dx^\mu}{d\sigma'} \frac{dx^\nu}{d\sigma'}} \quad (1.29)$$

This means that, by construction,

$$c \frac{d\tau}{d\sigma} = L(\sigma)$$

If we then choose to parameterise the path by  $\tau$  itself, the Lagrangian is

$$L(\tau) = \sqrt{-g_{\mu\nu}(x) \frac{dx^\mu}{d\tau} \frac{dx^\nu}{d\tau}} = \frac{d\sigma}{d\tau} \sqrt{-g_{\mu\nu}(x) \frac{dx^\mu}{d\sigma} \frac{dx^\nu}{d\sigma}} = c$$

The upshot of this discussion is that if we parameterise the worldline by proper time then  $L = c$  is a constant and, in particular,  $dL/d\tau = 0$ . In fact this holds for any parameter related to proper time by

$$\tilde{\tau} = a\tau + b$$

with  $a$  and  $b$  constants. These are said to be *affine parameters* of the worldline.

Whenever we pick such an affine parameter to label the worldline of a particle, the right-hand side of the equation of motion (1.28) vanishes. In this case, we are left with the obvious extension of the geodesic equation (1.7) to curved spacetime

$$\frac{d^2 x^\mu}{d\tilde{\tau}^2} + \Gamma_{\nu\rho}^\mu \frac{dx^\nu}{d\tilde{\tau}} \frac{dx^\rho}{d\tilde{\tau}} = 0 \quad (1.30)$$

where the Christoffel symbols are given, as in (1.8), by

$$\Gamma_{\nu\rho}^\mu(x) = \frac{1}{2} g^{\mu\sigma} \left( \frac{\partial g_{\sigma\nu}}{\partial x^\rho} + \frac{\partial g_{\sigma\rho}}{\partial x^\nu} - \frac{\partial g_{\nu\rho}}{\partial x^\sigma} \right) \quad (1.31)$$

### A Useful Trick

We've gone on something of a roundabout journey. We started in Section 1.1.1 with a non-relativistic action

$$S = \int dt \frac{m}{2} g_{ij}(x) \dot{x}^i \dot{x}^j$$

and found that it gives rise to the geodesic equation (1.7).

However, to describe relativistic physics in spacetime, we've learned that we need to incorporate reparameterisation invariance into our formalism resulting in the action

$$S = -mc \int d\sigma \sqrt{-g_{\mu\nu}(x) \frac{dx^\mu}{d\sigma} \frac{dx^\nu}{d\sigma}}$$

Nonetheless, when we restrict to a very particular parameterisation – the proper time  $\tau$  – we find exactly the same geodesic equation (1.30) that we met in the non-relativistic case.

This suggests something of a shortcut. If all we want to do is derive the geodesic equation for some metric, then we can ignore all the shenanigans and simply work with the action

$$S_{\text{useful}} = \int d\tau g_{\mu\nu}(x) \frac{dx^\mu}{d\tau} \frac{dx^\nu}{d\tau} \quad (1.32)$$

This will give the equations of motion that we want, provided that they are supplemented with the constraint

$$g_{\mu\nu} \frac{dx^\mu}{d\tau} \frac{dx^\nu}{d\tau} = -c^2 \quad (1.33)$$

This is the requirement that the geodesic is timelike, with  $\tau$  the proper time. This constraint now drags the particle into the future. Note that neither (1.32) nor (1.33) depend on the mass  $m$  of the particle. This reflects the equivalence principle, which tells us that each particle, regardless of its mass, follows a geodesic.

Moreover, we can also use (1.32) to calculate the geodesic motion of light, or any other massless particle. These follow null geodesics, which means that we simply need to replace (1.33) with

$$g_{\mu\nu} \frac{dx^\mu}{d\tau} \frac{dx^\nu}{d\tau} = 0 \quad (1.34)$$

While the action  $S_{\text{useful}}$  is, as the name suggests, useful, you should be cautious in how you wield it. It doesn't, as written, have the right dimensions for an action. Moreover, if you try to use it to do quantum mechanics, or statistical mechanics, then it might lead you astray unless you are careful in how you implement the constraint.

### 1.3 A First Look at the Schwarzschild Metric

Physics was born from our attempts to understand the motion of the planets. The problem was largely solved by Newton, who was able to derive Kepler's laws of planetary motion from the gravitational force law. This was described in some detail in our first lecture course on [Dynamics and Relativity](#).

Newton's laws are not the end of the story. There are relativistic corrections to the orbits of the planets that can be understood by computing the geodesics in the background of a star.

To do this, we first need to understand the metric created by a star. This will be derived in Section 6. For now, we simply state the result: a star of mass  $M$  gives rise to a curved spacetime given by

$$ds^2 = - \left( 1 - \frac{2GM}{rc^2} \right) dt^2 + \left( 1 - \frac{2GM}{rc^2} \right)^{-1} dr^2 + r^2(d\theta^2 + \sin^2 \theta d\phi^2)$$

This is the *Schwarzschild metric*. The coordinates  $\theta$  and  $\phi$  are the usual spherical polar coordinates, with  $\theta \in [0, \pi]$  and  $\phi \in [0, 2\pi)$ .

We will have to be patient to fully understand all the lessons hiding within this metric. But we can already perform a few sanity checks. First, note that far from the star, as  $r \rightarrow \infty$ , it coincides with the Minkowski metric as it should. Secondly, the  $g_{00}$  component is given by

$$g_{00} = - \left( 1 + \frac{2\Phi}{c^2} \right) \quad \text{with} \quad \Phi(r) = -\frac{GM}{r}$$

which agrees with our expectation (1.24) with  $\Phi = -GM/r$  the usual Newtonian potential for an object of mass  $M$ .

The Schwarzschild metric also has some strange things going on. In particular, the  $g_{rr}$  component diverges at  $r = R_s$  where

$$R_s = \frac{2GM}{c^2}$$

is called the *Schwarzschild radius*. This is the event horizon of a black hole and will be explored more fully in Section 6. However, it turns out that space around any spherically symmetric object, such as a star, is described by the Schwarzschild metric, now restricted to  $r > R_{\text{star}}$ , with  $R_{\text{star}}$  the radius of the star.

In what follows we will mostly view the Schwarzschild metric as describing the space-time outside a star, and treat the planets as test particles moving along geodesics in this metric. We will also encounter a number of phenomena that happen close to  $r = R_s$ ; these are relevant only for black holes, since  $R_{\text{star}} \gg R_s$ . However we will, for now, avoid any discussion of what happens if you venture past the event horizon.

### 1.3.1 The Geodesic Equations

Our first task is to derive the equations for a geodesic in the Schwarzschild background. To do this, we use the quick and easy method of looking at the action (1.32) for a particle moving in the Schwarzschild spacetime,

$$\begin{aligned} S_{\text{useful}} &= \int d\tau L = \int d\tau g_{\mu\nu}(x) \dot{x}^\mu \dot{x}^\nu \\ &= \int d\tau \left[ -A(r)c^2 \dot{t}^2 + A^{-1}(r)\dot{r}^2 + r^2(\dot{\theta}^2 + \sin^2\theta \dot{\phi}^2) \right] \quad (1.35) \end{aligned}$$

with  $A(r) = 1 - R_s/r$  and  $\dot{x}^\mu = dx^\mu/d\tau$ .

When we solved the Kepler problem in Newtonian mechanics, we started by using the conservation of angular momentum to restrict the problem to a plane. We can use the same trick here. We first look at the equation of motion for  $\theta$ ,

$$\frac{d}{d\tau} \left( \frac{dL}{d\dot{\theta}} \right) - \frac{dL}{d\theta} = 0 \quad \Rightarrow \quad \frac{d}{d\tau} (r^2 \dot{\theta}) = r^2 \sin\theta \cos\theta \dot{\phi}^2$$

This tells us that if we kick the particle off in the  $\theta = \pi/2$  plane, with  $\dot{\theta} = 0$ , then it will remain there for all time. This is the choice we make.

We still have to compute the magnitude of the angular momentum. Like many conserved quantities, this follows naturally by identifying the appropriate ignorable

coordinate. Recall that if the Lagrangian is independent of some specific coordinate  $x$  then the Euler-Lagrange equations immediately give us a conserved quantity,

$$\frac{dL}{dx} = 0 \quad \Rightarrow \quad \frac{d}{d\tau} \left( \frac{dL}{dx} \right) = 0$$

This is a baby version of Noether's theorem.

The action (1.35) has two such ignorable coordinates,  $t$  and  $\phi$ . The conserved quantity associated to  $\phi$  is the magnitude of the angular momentum,  $l$ . (Strictly, the angular momentum per unit mass.) Restricting to the  $\theta = \pi/2$  plane, we define this to be

$$2l = \frac{dL}{d\dot{\phi}} = 2r^2\dot{\phi} \quad (1.36)$$

where the factor of 2 on the left-hand side arises because the kinetic terms in (1.35) don't come with the usual factor of 1/2. Meanwhile, the conserved quantity associated to  $t(\tau)$  is

$$-2E = \frac{dL}{d\dot{t}} = -2A(r)c^2\dot{t} \quad (1.37)$$

The label  $E$  is not coincidence: it should be interpreted as the energy of the particle (or, strictly, the energy divided by the rest mass). To see this, we look far away: as  $r \rightarrow \infty$  we have  $A(r) \approx 1$  and we return to Minkowski space. Here, we know from our lectures on [Special Relativity](#) that  $dt/d\tau = \gamma$ . We then have  $E \rightarrow \gamma c^2$  as  $r \rightarrow \infty$ . But this is precisely the energy per unit rest mass of a particle in special relativity.

We should add to these conservation laws the constraint (1.33) which tells us that the geodesic is parameterised by proper time. Restricting to  $\theta = \pi/2$  and  $\dot{\theta} = 0$ , this becomes

$$-A(r)c^2\dot{t}^2 + A^{-1}(r)\dot{r}^2 + r^2\dot{\phi}^2 = -c^2 \quad (1.38)$$

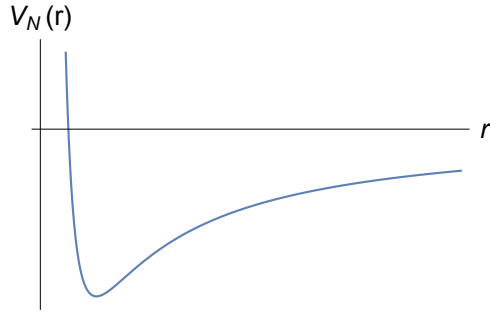
If we now substitute in the expressions for the conserved quantities  $l$  and  $E$ , this constraint can be rewritten as

$$\frac{1}{2}\dot{r}^2 + V_{\text{eff}}(r) = \frac{1}{2} \frac{E^2}{c^2} \quad (1.39)$$

The effective potential  $V_{\text{eff}}(r)$  includes the factor  $A(r)$  which we now write out in full,

$$V_{\text{eff}}(r) = \frac{1}{2} \left( c^2 + \frac{l^2}{r^2} \right) \left( 1 - \frac{2GM}{rc^2} \right) \quad (1.40)$$

Our goal is to solve for the radial motion (1.39). We subsequently use the expression (1.36) to solve for the angular motion and, in this way, determine the orbit.



**Figure 3.** The effective potential for Newtonian gravity.

### 1.3.2 Planetary Orbits in Newtonian Mechanics

Before we solve the full geodesic equations, it is useful to first understand how they differ from the equations of Newtonian gravity. To see this, we write

$$V_{\text{eff}}(r) = \frac{c^2}{2} - \frac{GM}{r} + \frac{l^2}{2r^2} - \frac{l^2 GM}{r^3 c^2}$$

The non-relativistic limit is, roughly,  $c^2 \rightarrow \infty$ . This means that we drop the final term in the potential that scales as  $1/r^3$ . (Since  $c$  is dimensionful, it is more accurate to say that we restrict to situations with  $l^2 GM/r^3 \ll c^2$ .) Meanwhile, we expand the relativistic energy per unit mass in powers of  $1/c^2$ ,

$$E = c^2 + E_N + \dots$$

where  $E_N$  is the non-relativistic energy and  $\dots$  are terms suppressed by  $1/c^2$ . Substituting these expressions into (1.39), we find

$$\frac{1}{2} \dot{r}^2 + V_N(r) = E_N$$

where  $V_N$  is the non-relativistic potential which includes both the Newtonian gravitational potential and the angular momentum barrier,

$$V_N(r) = -\frac{GM}{r} + \frac{l^2}{2r^2}$$

These are precisely the equations that we solved in our first course on classical mechanics. (See Section 4.3 of the lectures on [Dynamics and Relativity](#).) The only difference is that  $r(\tau)$  is parameterised by proper time  $\tau$  rather than the observers time  $t$ . However, these coincide in the non-relativistic limit that we care about.

We can build a lot of intuition for the orbits by looking at the potential  $V_N(r)$ , as shown in Figure 3. At large distances, the attractive  $-1/r$  gravitational potential dominates, while the angular momentum prohibits the particles from getting too close to the origin, as seen in the  $+1/r^2$  term which dominates at short distances. The potential has a minimum at

$$V'(r_\star) = \frac{GM}{r_\star^2} - \frac{l^2}{r_\star^3} = 0 \quad \Rightarrow \quad r_\star = \frac{l^2}{GM}$$

A particle can happily sit at  $r = r_\star$  for all time. This circular orbit always has energy  $E_N < 0$ , reflecting the fact that  $V_N(r_\star) < 0$ .

Alternatively, the particle could oscillate back and forth about the minima. This happens provided that  $E_N < 0$  so that the particle is unable to escape to  $r \rightarrow \infty$ . This motion describes an orbit in which the distance to the origin varies; we'll see below that the shape of the orbit is an ellipse. Finally, trajectories with  $E_N \geq 0$  describe fly-bys, in which the particle approaches the star, but gets only so close before flying away never to be seen again.

The discussion above only tells us about the radial motion. To determine the full orbit, we need to use the angular momentum equation  $\dot{\phi} = l/r^2$ . Let's remind ourselves how we solve these coupled equations. We start by employing a standard trick of working with the new coordinate

$$u = \frac{1}{r}$$

We then view this inverse radial coordinate as a function of the angular variable:  $u = u(\phi)$ . This works out nicely, since we have

$$\dot{u} = \frac{du}{d\phi} \dot{\phi} = lu^2 \frac{du}{d\phi}$$

where in the last equality, we've used angular momentum conservation (1.36) to write  $\dot{\phi} = lu^2$ . Using this, we have

$$\dot{r} = -\frac{1}{u^2} \dot{u} = -l \frac{du}{d\phi} \tag{1.41}$$

The equation giving conservation of energy is then

$$\left(\frac{du}{d\phi}\right)^2 + \left(u - \frac{GM}{l^2}\right)^2 = \frac{2E_N}{l^2} + \frac{G^2 M^2}{l^4} \tag{1.42}$$

But this is now straightforward to solve. We choose to write the solution as

$$u(\phi) = \frac{GM}{l^2}(1 + e \cos \phi) \quad (1.43)$$

Back in our original radial variable, we have

$$r(\phi) = \frac{l^2}{GM} \frac{1}{1 + e \cos \phi} \quad (1.44)$$

This is the equation for a conic section, with the eccentricity given by

$$e = \sqrt{1 + \frac{2E_N l^2}{G^2 M^2}}$$

The shape of the orbit depends on  $e$ . A particle with  $E_N \geq 0$  is not in a bound orbit, and traces out a hyperbola for  $e > 1$  and a parabola for  $e = 1$ . Planets, in contrast, have energy  $E_N < 0$  and, correspondingly, eccentricity  $e < 1$ . In this case, the orbits are ellipses.

To compare with the relativistic result later, we note an important feature of the Newtonian orbit: it does not precess. To see this, note that for our solution (1.44) the point at which the planet is closest to the origin – known as the *perihelion* – always occurs at the same point  $\phi = 0$  in the orbit.

### 1.3.3 Planetary Orbits in General Relativity

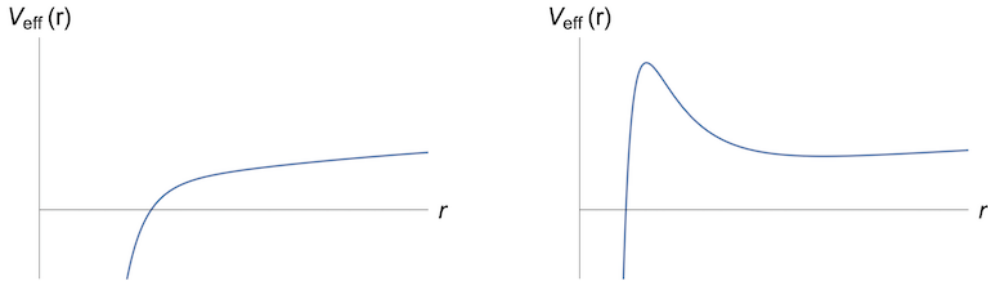
We now repeat this analysis for the full relativistic motion of a massive particle moving along a geodesic in the Schwarzschild metric. We have seen that the effective potential takes the form (1.40)

$$V_{\text{eff}}(r) = \frac{c^2}{2} - \frac{GM}{r} + \frac{l^2}{2r^2} - \frac{GMl^2}{r^3 c^2}$$

The relativistic correction scales as  $-1/r^3$  and changes the Newtonian story at short distances, since it ensures that the potential  $V_{\text{eff}}(r) \rightarrow -\infty$  as  $r \rightarrow 0$ . Indeed, the potential always vanishes at the Schwarzschild radius  $r = R_s = 2GM/c^2$ , with  $V_{\text{eff}}(R_s) = 0$ .

The potential takes different shapes, depending on the size of the angular momentum. To see this, we compute the critical points

$$V'_{\text{eff}}(r) = \frac{GM}{r^2} - \frac{l^2}{r^3} + \frac{3GMl^2}{r^4 c^2} = 0 \quad \Rightarrow \quad GMr^2 - l^2 r + \frac{3GMl^2}{c^2} = 0 \quad (1.45)$$



**Figure 4.** On the left: the effective potential for a massive particle when  $l^2 c^2 > 12G^2 M^2$ . On the right: when  $l^2 c^2 < 12G^2 M^2$ .

If the discriminant is positive, then this quadratic equation has two solutions. This occurs when the angular momentum is suitably large.

$$l^2 > \frac{12G^2 M^2}{c^2}$$

In this case, the potential looks like the figure shown on the left. We call the two solutions to the quadratic equation (1.45),  $r_+$  and  $r_-$  with  $r_+ > r_-$ . The outermost solution  $r_+$  is a minimum of the potential and corresponds to a stable circular orbit; the innermost solution  $r_-$  is a maximum of the potential and corresponds to an unstable circular orbit.

As in the Newtonian setting, there are also non-circular orbits in which the particle oscillates around the minimum. However, there is no reason to think these will, in general, remain elliptical. We will study some of their properties below.

Note also that, in contrast to the Newtonian case, the angular momentum barrier is now finite: no matter how large the angular momentum, a particle with enough energy (in the form of ingoing radial velocity) will always be able to cross the barrier, at which point it plummets towards  $r = 0$ . We will say more about this in Section 6 when we discuss black holes.

If the angular momentum is not large enough,

$$l^2 < \frac{12G^2 M^2}{c^2}$$

then the potential  $V_{\text{eff}}(r)$  has no turning points and looks like the right-hand figure. In this case, there are no stable orbits; all particles will ultimately fall towards the origin.

The borderline case is  $l^2 = 12G^2M^2/c^2$ . In this case the turning point is a saddle at

$$r_{\text{ISCO}} = \frac{6GM}{c^2} \quad (1.46)$$

This is the *innermost stable circular orbit*. There can be no circular orbits at distances  $r < r_{\text{ISCO}}$ , although it is possible for the non-circular orbits to extend into distances  $r < r_{\text{ISCO}}$ .

The innermost stable orbit plays an important role in black hole astrophysics, where it marks the inner edge of the accretion disc which surrounds the black hole. Roughly speaking, this is seen in the famous photograph captured by the Event Horizon Telescope. Here, the “roughly speaking” is partly because the light really emerges from the so-called *photon sphere*, which is similar to the ISCO, but for light, and partly because the light emitted from the accretion disc is warped in a dramatic fashion, so what we see is very different from what is there! (Furthermore, the black hole in the picture almost certainly rotating. This makes  $r_{\text{ISCO}}$  smaller than  $6GM/c^2$  and the picture significantly harder to interpret.)



We could also ask: how close can a non-circular orbit get? This occurs in the limit  $l \rightarrow \infty$ , where a quick calculation shows that the maximum of  $V_{\text{eff}}$  tends to  $r_- \rightarrow 3GM/c^2$ . This is the closest that any timelike geodesic can get if it wishes to return.

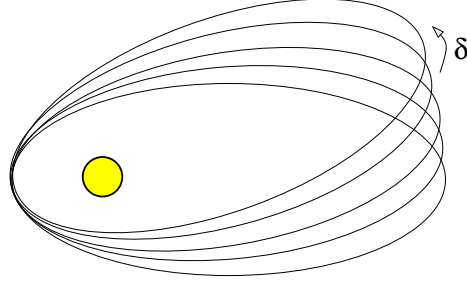
### Perihelion Precession

To understand the orbits in more detail, we can attempt to solve the equations of motion. We follow our Newtonian analysis, introducing the inverse parameter  $u = 1/r$  and converting  $\dot{r}$  into  $du/d\phi$ . Our equation (1.39) becomes

$$\left(\frac{du}{d\phi}\right)^2 + u^2 - \frac{2GM}{l^2}u - \frac{2GM}{c^2}u^3 = \frac{E^2}{l^2c^2} - \frac{c^2}{l^2}$$

This equation is considerably harder than our Newtonian orbit equation (1.42). To proceed, it's simplest to first differentiate again with respect to  $\phi$ . This gives

$$\frac{d^2u}{d\phi^2} + u - \frac{GM}{l^2} - \frac{3GM}{c^2}u^2 = 0$$



**Figure 5.** The precession of the perihelion (or aphelion) of an almost elliptical orbit.

where we have assumed that  $du/d\phi \neq 0$ , which means that we are neglecting the simple circular solution. The equation above differs from the analogous Newtonian equation by the final term (which indeed vanishes if we take  $c^2 \rightarrow \infty$ ). There is no closed-form solution to this equation, but we can make progress by working perturbatively. To this end, we define the dimensionless parameter

$$\beta = \frac{3G^2 M^2}{l^2 c^2}$$

and write the orbit equation as

$$\frac{d^2 u}{d\phi^2} + u - \frac{GM}{l^2} = \beta \frac{l^2 u^2}{GM} \quad (1.47)$$

We will assume  $\beta \ll 1$  and look for series solutions of the form

$$u = u_0 + \beta u_1 + \beta^2 u_2 + \dots$$

To leading order, we can ignore the terms proportional to  $\beta$  on the right-hand-side of (1.47). This gives us an equation for  $u_0$  which is identical to the Newtonian orbit

$$\frac{d^2 u_0}{d\phi^2} + u_0 - \frac{GM}{l^2} = 0 \quad \Rightarrow \quad u_0(\phi) = \frac{GM}{l^2} (1 + e \cos \phi)$$

We now feed this back into the equation (1.47) to get an equation for  $u_1$ ,

$$\frac{d^2 u_1}{d\phi^2} + u_1 = \frac{l^2}{GM} u_0^2 = \frac{GM}{l^2} \left[ \left(1 + \frac{e^2}{2}\right) + 2e \cos \phi + \frac{e^2}{2} \cos 2\phi \right]$$

You can check that this is solved by

$$u_1 = \frac{GM}{l^2} \left[ \left(1 + \frac{e^2}{2}\right) + e\phi \sin \phi - \frac{e^2}{6} \cos 2\phi \right]$$

We could proceed to next order in  $\beta$ , but the first correction  $u_1$  will be sufficient for our purposes.

The interesting term is the  $\phi \sin \phi$  in  $u_1$ . This is not periodic in  $\phi$  and it means that the orbit no longer closes: it sits at a different radial value at  $\phi = 0$  and  $\phi = 2\pi$ . To illustrate this, we ask: when is the particle closest to origin? This is the *perihelion* of the orbit. It occurs when

$$\frac{du}{d\phi} \approx \frac{d(u_0 + \beta u_1)}{d\phi} = 0 \quad \Rightarrow \quad -e \sin \phi + \beta \left( e \sin \phi + e\phi \cos \phi + \frac{e^2}{3} \sin 2\phi \right) = 0$$

Clearly this is solved by  $\phi = 0$ . The next solution is at  $\phi = 2\pi + \delta$  where, due to our perturbative expansion,  $\delta$  will be small. Expanding our expression above, and dropping terms of order  $\delta^2$  and  $\beta\delta$ , we find the precession of the perihelion given by

$$\delta = 2\pi\beta = 6\pi \frac{G^2 M^2}{l^2 c^2} \tag{1.48}$$

For planets orbiting the Sun, the perihelion shift depends only on the angular momentum  $l$  of the planet and the mass of the Sun, denoted  $M_\odot$ . The latter is  $M_\odot \approx 2 \times 10^{30}$  kg, corresponding to the length scale

$$\frac{GM_\odot}{c^2} \approx 1.5 \times 10^3 \text{ m}$$

If a planet on an almost-circular orbit of radius  $r$  orbits the sun in a time  $T$ , then the angular momentum (1.36) is

$$l = \frac{2\pi r^2}{T}$$

Recall that Kepler's third law (which follows from the inverse square law) tells us that  $T \propto r^{3/2}$ . This means that  $l \propto r^{1/2}$  and, correspondingly, the perihelion shift (1.48) is proportional to  $\delta \propto 1/r$ . We learn that the effect should be more pronounced for planets closest to the Sun.

The closest planet to the Sun is Mercury which, happily, is also the only planet whose orbit differs significantly from a circle; it has eccentricity  $e \approx 0.2$ , the radius varying from 4.6 to  $7 \times 10^{10}$  m. Mercury orbits the Sun once every 88 days but, in fact, we don't need to use this to compute the angular momentum and precession. Instead, we can invoke the elliptic formula (1.44) which tells us that the minimum  $r_-$  and maximum distance  $r_+$  is given by

$$r_\pm = \frac{l^2}{GM} \frac{1}{1 \mp e} \quad \Rightarrow \quad l^2 = GM r_+ (1 - e) \tag{1.49}$$

from which we get the precession

$$\delta = \frac{6\pi GM}{c^2} \frac{1}{r_+(1 - e)}$$

Plugging in the numbers gives  $\delta \approx 5.0 \times 10^{-7}$ . This is rather small. However, the perihelion precession is cumulative. Over a century, Mercury completes 415 orbits, giving the precession of  $2.1 \times 10^{-4}$  per century.

The result above is quoted in radians. Astronomers prefer units of arcseconds, with 3600 arcseconds (denoted as  $3600''$ ) in a degree and, of course, 360 degrees in  $2\pi$  radians. This means that  $1'' \approx 4.8 \times 10^{-6}$  radians. Our calculation from general relativity gives  $43''$  per century as the shift in the perihelion. This was one of the first successful predictions of the theory. Subsequently, the perihelion shift of Venus and Earth has been measured and is in agreement with the predictions of general relativity.

### 1.3.4 The Pull of Other Planets

The general relativistic contribution of  $43''$  per century is not the full story. In fact the observed perihelion shift of Mercury is much larger, at around  $575''$ . The vast majority of this is due to the gravitational force of other planets and can be understood entirely within the framework of Newtonian gravity. For completeness, we now give an estimate of these effects.

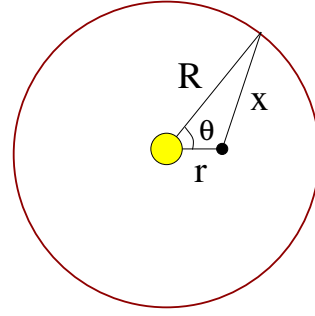
We start by considering the effect of single, heavy planet with mass  $M'$ , orbiting at a distance  $R$  from the Sun. Of course, the 3-body problem in Newtonian gravity is famously hard. However, there is an approximation which simplifies the problem tremendously: we consider the outer planet to be a circular ring, with mass per unit length given by  $M'/2\pi R$ .

It's not obvious that this is a good approximation. Each of the outer planets takes significantly longer to orbit the Sun than Mercury. This suggests for any given orbit of Mercury, it would be more appropriate to treat the position of the outer planets to be fixed. (For example, it takes Jupiter 12 years to orbit the Sun, during which time Mercury has completed 50 orbits.) This means that the perihelion shift of Mercury depends on the position of these outer planets and that's a complicated detail that we're happy to ignore. Instead, we want only to compute the total perihelion shift of Mercury averaged over a century. And for this, we may hope that the ring approximation, in which we average over the orbit of the outer planet first, suffices.

In fact, as we will see, the ring approximation is not particularly good: the calculation is non-linear and averaging over the position of the outer planet first does not commute with averaging over the orbits of Mercury. This means that we will get a ballpark figure for the perihelion precession of Mercury but, sadly, not one that is accurate enough to test relativity.

We would like to determine the Newtonian potential felt by a planet which orbits a star of mass  $M$  and is surrounded, in the same plane, by a ring of density  $M'/2\pi R$ . The geometry is shown in the figure. Obviously, the potential (per unit mass) from the star is

$$V_{\text{star}}(r) = -\frac{GM}{r}$$



We need to calculate the potential (per unit mass) from the ring. This is

$$V_{\text{ring}}(r) = -\frac{GM'}{2\pi} \int_0^{2\pi} d\theta \frac{1}{x(\theta)} \quad \text{with} \quad x^2 = R^2 + r^2 - 2Rr \cos \theta \quad (1.50)$$

We use the fact that Mercury is much closer to the Sun than the other planets and Taylor expand the integral in  $r^2/R^2$ . To leading order we have

$$V_{\text{ring}}(r) = -\frac{GM'}{R} \left[ 1 + \frac{1}{4} \left( \frac{r}{R} \right)^2 + \dots \right]$$

Dropping constant terms, we learn that the effective potential (per unit mass) experienced by Mercury is, to leading order,

$$V_{\text{eff}}(r) = -\frac{GM}{r} + \frac{l^2}{2r^2} - \sum_i \frac{GM'_i}{4} \frac{r^2}{R_i^3} + \dots$$

where we've included the angular momentum barrier and the sum is over all the outer planets. In what follows, we must assume that the  $r^2$  correction term is suitably small so that it doesn't destabilise the existence of orbits. Obviously, this is indeed the case for Mercury.

Now we can follow our calculation for the perihelion precession in general relativity. Conservation of energy tells us

$$\frac{1}{2} \dot{r}^2 + V_{\text{eff}}(r) = E$$

Working with everyone's favourite orbit variable,  $u = 1/r$ , viewed as  $u = u(\phi)$ , the general relativistic equation (1.47) is replaced by

$$\frac{d^2 u}{d\phi^2} + u - \frac{GM}{l^2} = -\alpha \frac{(GM)^4}{l^8 u^3} \quad (1.51)$$

where this time our small dimensionless parameter is

$$\alpha = \frac{l^6}{2G^3M^4} \sum_i \frac{M'_i}{R_i^3} = \frac{(1-e)^3}{2} \sum_i \frac{M'_i}{M} \left( \frac{r_+}{R_i} \right)^3$$

where, in the second equality, we've used (1.49); here  $M$  is the mass of the Sun,  $r_+$  is the outermost radius of Mercury's orbit, and  $e \approx 0.2$  is the eccentricity of Mercury's orbit. We safely have  $\alpha \ll 1$  and so we look for series solutions of the form

$$u = u_0 + \alpha u_1 + \alpha^2 u_2 + \dots$$

We've already met the leading order solution,  $u_0(\phi) = (GM/l^2)(1 + e \cos \phi)$  with  $e$  the eccentricity of the planet's orbit. Feeding this into (1.51), we get an equation for the first correction

$$\frac{d^2 u_1}{d\phi^2} + u_1 = -\frac{(GM)^4}{l^8} \frac{1}{u_0^3} = -\frac{GM}{l^2} \frac{1}{(1 + e \cos \phi)^3}$$

This equation is somewhat harder to solve than the general relativistic counterpart. To proceed, we will assume that the eccentricity is small,  $e \ll 1$ , and solve the equation to leading order in  $e$ . Then this equation becomes

$$\frac{d^2 u_1}{d\phi^2} + u_1 = -\frac{GM}{l^2} (1 - 3e \cos \phi)$$

which has the solution

$$u_1 = \frac{GM}{l^2} \left( -1 + \frac{3e}{2} \phi \sin \phi \right)$$

The precession of the perihelion occurs when

$$\frac{du}{d\phi} = 0 \quad \Rightarrow \quad -e \sin \phi + \frac{3e\alpha}{2} (\sin \phi + \phi \cos \phi) = 0$$

As in the relativistic computation, this is solved by  $\phi = 0$  and by  $\phi = 2\pi + \delta$  where, to leading order, the shift of the perihelion is given by

$$\delta = 3\pi\alpha = \frac{3\pi}{2} \sum_i \frac{M'_i}{M} \left( \frac{r_0}{R_i} \right)^3$$

with  $r_0 = (1 - e)r_+$ . Once again, we can put the numbers in. The mass of the Sun is  $M = M_\odot \approx 2 \times 10^{30}$  kg. The formula is very sensitive to the radius of Mercury's orbit: we use  $r_0 \approx 5.64 \times 10^{10}$  m. The relevant data for the other planets is then

Planet	Mass ( $10^{24}$ kg)	Distance ( $10^{11}$ m)	$\frac{M}{M_{\odot}} \left(\frac{r_0}{R}\right)^3$
Venus	4.9	1.1	$3.6 \times 10^{-7}$
Earth	6.0	1.5	$1.7 \times 10^{-7}$
Mars	0.64	2.3	$5.1 \times 10^{-9}$
Jupiter	1900	7.8	$3.9 \times 10^{-7}$
Saturn	570	14	$2.0 \times 10^{-8}$

A quick glance at this table shows that the largest contributions come from Jupiter (because of its mass) and Venus (because of its proximity), with the Earth in third place. (The contributions from Uranus, Neptune and Pluto are negligible.)

Adding these contributions, we find  $\delta \approx 40 \times 10^{-7}$  radians per orbit. This corresponds to  $344''$  per century, significantly larger than the  $43''$  per century arising from general relativity but not close to the correct Newtonian value of  $532''$ .

### Higher Order Contributions

Our analysis above gave us a result of  $380''$  per century for the perihelion shift of Mercury. A more precise analysis gives  $532''$  coming from the Newtonian pull of the other planets.

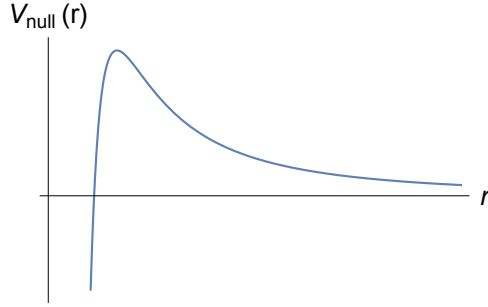
We made a number of different approximations in the discussion above. But the one that introduced the biggest error turns out to be truncating the ring potential (1.50) at leading order in  $r/R$ . This, it turns out, is particularly bad for Venus since its orbit compared to Mercury is only  $(r_0/R) \approx 0.5$ . To do better, we can expand the potential (1.50) to higher orders. We have

$$\begin{aligned}
 V_{\text{ring}}(r) &= -\frac{GM'}{2\pi R} \int_0^{2\pi} d\theta \frac{1}{\sqrt{R^2 + r^2 - 2Rr \cos \theta}} \\
 &= -\frac{GM'}{R} \left[ 1 + \frac{1}{4} \left(\frac{r}{R}\right)^2 + \frac{9}{64} \left(\frac{r}{R}\right)^4 + \frac{25}{256} \left(\frac{r}{R}\right)^6 + \dots \right]
 \end{aligned}$$

An identical calculation to the one above now gives a corresponding perturbative expansion for the perihelion shift,

$$\delta = \pi \sum_i \frac{M'_i}{M} \left[ \frac{3}{2} \left(\frac{r_0}{R_i}\right)^3 + \frac{45}{16} \left(\frac{r_0}{R_i}\right)^5 + \frac{525}{128} \left(\frac{r_0}{R_i}\right)^7 + \dots \right]$$

with  $r_0 = (1 - e)r_+$  the mean orbit of Mercury. The extra terms give significant contributions for Venus, and smaller for Earth. Using the value of  $r_0 \approx 5.64 \times 10^{10}$  m and



**Figure 6.** The effective potential for null geodesics in the Schwarzschild metric.

the slightly more accurate  $R' \approx 10.6 \times 10^{10}$  m for Venus, the sum of the contributions gives  $\delta \approx 59 \times 10^{-7}$  radians per orbit, or  $507''$  per century, somewhat closer to the recognised value of  $532''$  per century but still rather short.

### 1.3.5 Light Bending

It is straightforward to extend the results above to determine the null geodesics in the Schwarzschild metric. We continue to use the equations of motion derived from  $S_{\text{useful}}$  in (1.35). But this time we replace the constraint (1.38) with the null version (1.34), which reads

$$-A(r)c^2\dot{t}^2 + A^{-1}(r)\dot{r}^2 + r^2\dot{\phi}^2 = 0$$

The upshot is that we can again reduce the problem to radial motion,

$$\frac{1}{2}\dot{r}^2 + V_{\text{null}}(r) = \frac{1}{2}\frac{E^2}{c^2} \quad (1.52)$$

but now with the effective potential (1.40) replaced by

$$V_{\text{null}}(r) = \frac{l^2}{2r^2} \left( 1 - \frac{2GM}{rc^2} \right)$$

A typical potential is shown in Figure 6. Note that, as  $r \rightarrow \infty$ , the potential asymptotes to zero from above, while  $V_{\text{null}} \rightarrow -\infty$  as  $r \rightarrow 0$ . The potential has a single maximum at

$$V'_{\text{null}}(r_{\star}) = -\frac{l^2}{r_{\star}^3} + \frac{3GMl^2}{r_{\star}^4 c^2} = 0 \quad \Rightarrow \quad r_{\star} = \frac{3GM}{c^2} \quad (1.53)$$

We learn that there is a distance,  $r_{\star}$ , at which light can orbit a black hole. This is known as the *photon sphere*. The fact that this sits on a maximum of the potential

means that this orbit is unstable. In principle, focussing effects mean that much of the light emitted from an accretion disc around a non-rotating black hole emerges from the photon sphere. In practice, it seems likely that photograph of the Event Horizon Telescope does not have the resolution to see this.

The fate of other light rays depends on the relative value of their energy  $E$  and angular momentum  $l$ . To see this, note that the maximum value of the potential is

$$V_{\text{null}}(r_*) = \frac{l^2}{54} \frac{c^4}{G^2 M^2}$$

The physics depends on how this compares to the right-hand side of (1.52),  $E^2/2c^2$ . There are two possibilities

- $E < lc^3/\sqrt{27}GM$ : In this case, the energy of light is lower than the angular momentum barrier. This means that light emitted from  $r < r_*$  cannot escape to infinity; it will orbit the star, before falling back towards the origin. The flip side is that light coming from infinity will not fall into the star; instead it will bounce off the angular momentum barrier and return to infinity. In other words, the light will be scattered. We will compute this in more detail below.
- $E > lc^3/\sqrt{27}GM$ : Now the energy of the light is greater than the angular momentum barrier. This means that light emitted from  $r < r_*$  can escape to infinity. (We will see in Section 6 that this is only true for light in the region  $R_s < r < r_*$ .) Meanwhile, light coming in from infinity is captured by the black hole and asymptotes to  $r \rightarrow 0$ .

To understand the trajectories of light-rays in more detail, we again adopt the inverse parameter  $u = 1/r$ . The equation of motion (1.52) then becomes

$$\left(\frac{du}{d\phi}\right)^2 + u^2 \left(1 - \frac{2GM}{c^2}u\right) = \frac{E^2}{l^2 c^2}$$

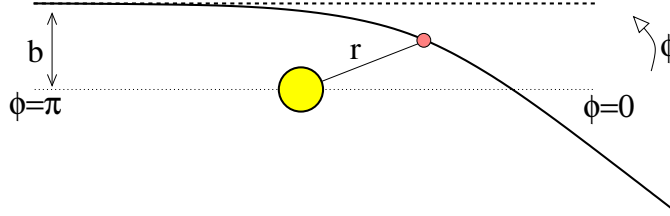
If we now differentiate again, we get

$$\frac{d^2u}{d\phi^2} + u = \frac{3GM}{c^2}u^2 \tag{1.54}$$

We will again work perturbatively. First, suppose that we ignore the  $GM$  term on the right-hand side. We have

$$\frac{d^2u}{d\phi^2} + u = 0 \quad \Rightarrow \quad u = \frac{1}{b} \sin \phi$$

for constant  $b$ . The meaning of this solution becomes clearer if we write it as  $r \sin \phi = b$ : this is the equation of a horizontal straight line, a distance  $b$  above the origin as shown by the dotted line in Figure 7. The distance  $b$  is called the *impact parameter*.



**Figure 7.** Light bending in the Schwarzschild metric.

We will solve the full equation (1.54) perturbatively in the small parameter

$$\tilde{\beta} = \frac{GM}{c^2 b}$$

We then look for solutions of the form

$$u = u_0 + \tilde{\beta} u_1 + \dots$$

We start with the straight line solution  $u_0 = (1/b) \sin \phi$ . At leading order, we then have

$$\frac{d^2 u_1}{d\phi^2} + u_1 = \frac{3 \sin^2 \phi}{b} = \frac{3(1 - \cos 2\phi)}{2b}$$

The general solution is

$$u_1 = A \cos \phi + B \sin \phi + \frac{1}{2b} (3 + \cos 2\phi)$$

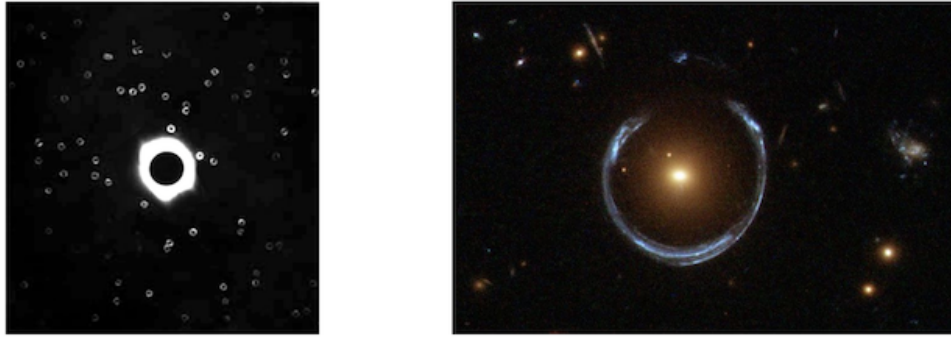
where the first two terms are the complementary solution, with  $A$  and  $B$  integration constants. We pick them so that the initial trajectory at  $\phi = \pi$  agrees with the straight line  $u_0$ . This holds if we choose  $B = 0$  and  $A = 2/b$ , so that  $u_1 \rightarrow 0$  as  $\phi \rightarrow \pi$ . To leading order in  $\tilde{\beta}$ , the solution is then

$$u = \frac{1}{b} \sin \phi + \frac{GM}{2b^2 c^2} (3 + 4 \cos \phi + \cos 2\phi)$$

The question now is: at what angle does the particle escape to  $r = \infty$  or, equivalently,  $u = 0$ ? Before we made the correction this happened at  $\phi = 0$ . Within our perturbative approach, we can approximate  $\sin \phi \approx \phi$  and  $\cos \phi \approx 1$  to find that the particle escapes at

$$\phi \approx -\frac{4GM}{bc^2} \tag{1.55}$$

This light bending is known as *gravitational lensing*.



**Figure 8.** Gravitational lensing, as seen by Eddington’s 1919 eclipse expedition on the left. And as seen by the Hubble space telescope on the right.

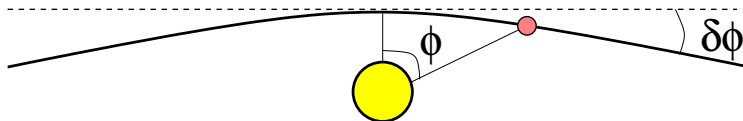
For the Sun,  $GM_{\odot}/c^2 \approx 1.5$  km. If light rays just graze the surface, then the impact parameter  $b$  coincides with the radius of the Sun,  $R_{\odot} \approx 7 \times 10^5$  km. This gives a scattering angle of  $\phi \approx 8.6 \times 10^{-5}$  radians, or  $\phi \approx 1.8''$ .

There is a difficulty in testing this prediction: things behind the Sun are rarely visible. However, Nature is kind to us because the size of the moon as seen in the sky is more or less the same as the size of the Sun. (This random coincidence would surely make our planet a popular tourist destination for alien hippies if only it wasn’t such a long way to travel.) This means that during a solar eclipse the light from the Sun is blocked, allowing us to measure the positions of stars whose light passes nearby the Sun. This can then be compared to the usual positions of these stars.

This measurement was first carried out in May 1919, soon after cessation of war, in two expeditions led by Arthur Eddington, one to the island of Principe and the other to Brazil. The data is shown in the figure above. In the intervening century, we have much more impressive evidence of light bending, in which clusters of galaxies distort the light from a background source, often revealing a distinctive ring-like pattern as shown in the right-hand figure.

### Newtonian Scattering of Light

Before we claim success, we should check to see if the relativistic result (1.55) differs from the Newtonian prediction for light bending. Strictly speaking, there’s an ambiguity in the Newtonian prediction for the gravitational force on a massless particle. However, we can invoke the principle of equivalence which tells us that trajectories are independent of the mass. We then extrapolate this result, strictly derived for massive particles, to the massless case.



**Figure 9.** The scattering of light using Newtonian gravity.

Scattering under Newtonian gravity follows a hyperbola (1.43)

$$\frac{1}{r} = \frac{GM}{l^2}(1 + e \cos \phi)$$

with  $e > 1$ . The parameterisation of the trajectory is a little different from the relativistic result, as the light ray asymptotes to infinity at  $\cos \phi = -1/e$ . For  $e \gg 1$ , where the trajectory is close to a straight line, the asymptotes occur at  $\phi = \pm(\pi + \delta\phi)$  as shown in Figure 9. The scattering angle is then  $2\delta\phi$ . This is what we wish to compute.

Using (1.41), the speed of light along the trajectory is

$$\dot{r} = -l \frac{du}{d\phi} = \frac{GM}{l} e \sin \phi$$

This is one of the pitfalls of applying Newtonian methods to light bending: we will necessarily find that the speed of light changes as it moves in a gravitational field. The best we can do is ensure that light travels at speed  $c$  asymptotically, when  $\cos \phi = -1/e$  and  $\sin \phi = \sqrt{1 - 1/e^2}$ . This gives

$$c^2 = \frac{G^2 M^2}{l^2} (e^2 - 1)$$

Meanwhile the angular momentum is  $l = bc$ , with  $b$  the impact parameter. Rearranging, we have

$$e^2 = \frac{b^2 c^4}{G^2 M^2} + 1 \quad \Rightarrow \quad e \approx \frac{bc^2}{GM}$$

where, in the second equation, we have used the fact that we are interested in trajectories close to a straight line with  $e \gg 1$ . As we mentioned above, the trajectory asymptotes to infinity at  $\cos \phi = -1/e$ . This occurs at  $\phi = \pi/2 + \delta\phi$  and  $\phi = -\pi/2 - \delta\phi$  with

$$\delta\phi \approx \frac{1}{e} \approx \frac{GM}{bc^2}$$

The resulting scattering angle is

$$2\delta\phi \approx \frac{2GM}{bc^2}$$

We see that this is a factor of 2 smaller than the relativistic prediction (1.55)

The fact that relativistic light bending is twice as large as the Newtonian answer can be traced to the fact that both  $g_{00}$  and  $g_{rr}$  components of the Schwarzschild metric are non-vanishing. In some sense, the Newtonian result comes from the  $g_{00}$  term, while the contribution from  $g_{rr}$  is new. We'll discuss this more in Section [5.1](#) where we explain how to derive Newtonian gravity from general relativity.