

Topics in Quantum Mechanics

University of Cambridge Part II Mathematical Tripos

David Tong

*Department of Applied Mathematics and Theoretical Physics,
Centre for Mathematical Sciences,
Wilberforce Road,
Cambridge, CB3 0BA, UK*

<http://www.damtp.cam.ac.uk/user/tong/topicsinqm.html>
d.tong@damtp.cam.ac.uk

Recommended Books and Resources

There are many good books on quantum mechanics. Here's a selection that I like:

- Griffiths, *Introduction to Quantum Mechanics*

An excellent way to ease yourself into quantum mechanics, with uniformly clear explanations. For this course, it covers both approximation methods and scattering.

- Shankar, *Principles of Quantum Mechanics*
- James Binney and David Skinner, *The Physics of Quantum Mechanics*
- Weinberg, *Lectures on Quantum Mechanics*

These are all good books, giving plenty of detail and covering more advanced topics. Shankar is expansive, Binney and Skinner clear and concise. Weinberg likes his own notation more than you will like his notation, but it's worth persevering.

- John Preskill, [Course on Quantum Computation](#)

Preskill's online lecture course has become the default resource for topics on quantum foundations.

A number of lecture notes are available on the web. Links can be found on the course webpage: <http://www.damtp.cam.ac.uk/user/tong/topicsinqm.html>

Contents

0. Introduction	1
1. Discrete Symmetries	3
1.1 Parity	3
1.1.1 Parity as a Quantum Number	5
1.1.2 Intrinsic Parity	9
1.2 Time Reversal Invariance	12
1.2.1 Time Reversal is an Anti-Unitary Operator	15
1.2.2 An Example: Spinless Particles	18
1.2.3 Another Example: Spin	20
1.2.4 Kramers Degeneracy	22
2. Approximation Methods	24
2.1 The Variational Method	24
2.1.1 An Upper Bound on the Ground State	24
2.1.2 An Example: The Helium Atom	27
2.1.3 Do Bound States Exist?	31
2.1.4 An Upper Bound on Excited States	36
2.2 WKB	37
2.2.1 The Semi-Classical Expansion	37
2.2.2 A Linear Potential and the Airy Function	41
2.2.3 Bound State Spectrum	45
2.2.4 Bohr-Sommerfeld Quantisation	46
2.2.5 Tunnelling out of a Trap	47
2.3 Changing Hamiltonians, Fast and Slow	50
2.3.1 The Sudden Approximation	50
2.3.2 An Example: Quantum Quench of a Harmonic Oscillator	51
2.3.3 The Adiabatic Approximation	52
2.3.4 Berry Phase	54
2.3.5 An Example: A Spin in a Magnetic Field	57
2.3.6 The Born-Oppenheimer Approximation	60
2.3.7 An Example: Molecules	62

3. Atoms	64
3.1 Hydrogen	65
3.1.1 A Review of the Hydrogen Atom	65
3.1.2 Relativistic Motion	68
3.1.3 Spin-Orbit Coupling and Thomas Precession	71
3.1.4 Zitterbewegung and the Darwin Term	76
3.1.5 Finally, Fine-Structure	78
3.1.6 Hyperfine Structure	80
3.1.7 Atoms in an Expanding Universe	84
3.2 Atomic Structure	86
3.2.1 A Closer Look at the Periodic Table	87
3.2.2 Helium and the Exchange Energy	91
3.2.3 An Instability of (Very) Large Nuclei	95
3.3 Self-Consistent Field Method	96
3.3.1 The Hartree Method	97
3.3.2 The Slater Determinant	100
3.3.3 The Hartree-Fock Method	102
4. Atoms in Electromagnetic Fields	106
4.1 The Stark Effect	106
4.1.1 The Linear Stark Effect	107
4.1.2 The Quadratic Stark Effect	109
4.1.3 A Little Nazi-Physics History	111
4.2 The Zeeman Effect	111
4.2.1 Strong(ish) Magnetic Fields	113
4.2.2 Weak Magnetic Fields	114
4.2.3 The Discovery of Spin	117
4.3 Shine a Light	118
4.3.1 Rabi Oscillations	119
4.3.2 Spontaneous Emission	123
4.3.3 Selection Rules	127
4.4 Photons	130
4.4.1 The Hilbert Space of Photons	130
4.4.2 Coherent States	132
4.4.3 The Jaynes-Cummings Model	133

5. Quantum Foundations	140
5.1 Entanglement	140
5.1.1 The Einstein, Podolsky, Rosen “Paradox”	141
5.1.2 Bell’s Inequality	143
5.1.3 CHSH Inequality	147
5.1.4 Entanglement Between Three Particles	148
5.1.5 The Kochen-Specker Theorem	150
5.2 Entanglement is a Resource	152
5.2.1 The CHSH Game	152
5.2.2 Dense Coding	154
5.2.3 Quantum Teleportation	156
5.2.4 Quantum Key Distribution	159
5.3 Density Matrices	161
5.3.1 The Bloch Sphere	164
5.3.2 Entanglement Revisited	166
5.3.3 Entropy	171
5.4 Measurement	173
5.4.1 Projective Measurements	173
5.4.2 Generalised Measurements	175
5.4.3 The Fate of the State	178
5.5 Open Systems	180
5.5.1 Quantum Maps	181
5.5.2 Decoherence	183
5.5.3 The Lindblad Equation	186
6. Scattering Theory	189
6.1 Scattering in One Dimension	189
6.1.1 Reflection and Transmission Amplitudes	190
6.1.2 Introducing the S-Matrix	195
6.1.3 A Parity Basis for Scattering	196
6.1.4 Bound States	200
6.1.5 Resonances	202
6.2 Scattering in Three Dimensions	206
6.2.1 The Cross-Section	206
6.2.2 The Scattering Amplitude	209
6.2.3 Partial Waves	211
6.2.4 The Optical Theorem	214
6.2.5 An Example: A Hard Sphere and Spherical Bessel Functions	216

6.2.6	Bound States	219
6.2.7	Resonances	223
6.3	The Lippmann-Schwinger Equation	225
6.3.1	The Born Approximation	230
6.3.2	The Yukawa Potential and the Coulomb Potential	231
6.3.3	The Born Expansion	233
6.4	Rutherford Scattering	234
6.4.1	The Scattering Amplitude	236
6.5	Scattering Off a Lattice	237
6.5.1	The Bragg Condition	239
6.5.2	The Structure Factor	241
6.5.3	The Debye-Waller Factor	242

Acknowledgements

The Cambridge mathematics tripos includes a course called “*Applications of Quantum Mechanics*”. It is something of a hybrid, containing some topics from these notes (the Variational Principle, and Scattering Theory), together with an introduction to Solid State Physics. I have chosen to split these into two, more traditionally-titled sets of notes, with [Lectures on Solid State Physics](#) carved off separately.

If you’re a Cambridge student, the relevant chapters making up the lectures on Applications of Quantum Mechanics can be [found here](#).

0. Introduction

“The true meaning of quantum mechanics can be found in the answers it gives about the world we inhabit.”

Me, in a previous set of lecture notes.

Our previous courses on quantum mechanics were largely focussed on understanding the mathematical formalism of the subject. The purpose of this course is to put this understanding to use.

The applications of quantum mechanics are many and varied, and vast swathes of modern physics fall under this rubric. Many of these applications naturally fall into different lectures, such as [Solid State Physics](#) or [Statistical Physics](#) or, if we include relativity into the mix, [Particle Physics](#) and [Quantum Field Theory](#). In these lectures we cover a number of topics that didn't have such a natural home. This means that we're left with something of a mishmash of topics.

The first two chapters describe tools that are useful in the study of many different quantum systems: they cover the role of discrete symmetries in quantum mechanics, and the use of approximation methods to solve quantum systems. Subsequent chapters are more focussed on specific quantum systems.

We devote a significant amount of time to *atomic physics*. Current research in atomic physics is largely devoted to exquisitely precise manipulation of cold atoms, bending them to our will. Here, our focus is more old-fashioned and we look only at the foundations of the subject, including the detailed spectrum of the hydrogen atom, and a few tentative steps towards understanding the structure of many-electron atoms. We also describe the various responses of atoms to electromagnetic prodding.

We devote one chapter of these notes to revisiting some of the foundational aspects of quantum mechanics, starting with the important role played by entanglement as a way to distinguish between a quantum and classical world. We will provide a more general view of the basic ideas of states and measurements, as well as an introduction to the quantum mechanics of open systems.

The final topic *scattering theory*. In the past century, physicists have developed a foolproof and powerful method to understand everything and anything: you take the object that you're interested in and you throw something at it. This technique was pioneered by Rutherford who used it to understand the structure of the atom. It was used by Franklin, Crick and Watson to understand the structure of DNA. And, more

recently, it was used at the LHC to demonstrate the existence of the Higgs boson. In fact, throwing stuff at other stuff is the single most important experimental method known to science. It underlies much of what we know about condensed matter physics and all of what we know about high-energy physics.

In many ways, these lectures are where theoretical physics starts to fracture into separate sub-disciplines. Yet areas of physics which study systems separated by orders of magnitude — from the big bang, to stars, to materials, to information, to atoms and beyond — all rest on a common language and background. These lectures build this shared base of knowledge.

1. Discrete Symmetries

In this section, we discuss the implementation of discrete symmetries in quantum mechanics. Our symmetries of choice are *parity*, a spatial reflection, and *time reversal*.

1.1 Parity

A cartoon picture of parity is to take a state and turn it into its image as seen in a mirror. This is best viewed as an action on space itself. In three spatial dimensions, we usually take parity to act as

$$P : \mathbf{x} \mapsto -\mathbf{x} \tag{1.1}$$

More generally, in d spatial dimensions the parity operator is a linear map on the d spatial coordinates such that $P \in O(d)$ and $\det P = -1$. This means, in particular, that the definition (1.1) is good whenever d is odd, but not good when d is even where it coincides with a rotation. A definition which works in all dimensions is simply $P : x^1 \mapsto -x^1$ and $P : x^i \mapsto x^i$ for all $i \neq 1$, which differs from (1.1) by a spatial rotation.

Here we will restrict attention to $d = 1$ and $d = 3$, where the definition (1.1) is the standard one. We can use this to tell us how the classical state of a particle changes. Recall that, classically, the state of a particle is defined by a point (\mathbf{x}, \mathbf{p}) in phase space. Since $\mathbf{p} = m\dot{\mathbf{x}}$, parity must act as

$$P : (\mathbf{x}, \mathbf{p}) \mapsto (-\mathbf{x}, -\mathbf{p}) \tag{1.2}$$

Here our interest lies in quantum mechanics so we want to introduce a *parity operator* which acts on the Hilbert space. We call this operator π . It is natural to define π by its action on the position basis,

$$\pi|\mathbf{x}\rangle = |-\mathbf{x}\rangle \tag{1.3}$$

This means that, when acting on wavefunctions,

$$\pi : \psi(\mathbf{x}) \mapsto \psi(-\mathbf{x})$$

Note that, in contrast to continuous symmetries, there is no one-parameter family of transformations. You don't get to act by a little bit of parity: you either do it or you don't. Recall that for continuous symmetries, the action on the Hilbert space is implemented by a unitary operator U while its infinitesimal form $U \approx 1 + i\epsilon T$ (with ϵ

small) yields the Hermitian operator T called the “generator”. In contrast, the parity operator π is both unitary and Hermitian. This follows from

$$\pi^\dagger \pi = 1 \quad \text{and} \quad \pi^2 = 1 \quad \Rightarrow \quad \pi = \pi^\dagger = \pi^{-1} \quad (1.4)$$

Given the action of parity on the classical state (1.2), we should now derive how it acts on any other states, for example the momentum basis $|\mathbf{p}\rangle$. It’s not difficult to check that (1.3) implies

$$\pi|\mathbf{p}\rangle = |-\mathbf{p}\rangle$$

as we might expect from our classical intuition. This essentially follows because $\mathbf{p} = -i\hbar\partial/\partial\mathbf{x}$ in the position representation. Alternatively, you can see it from the form of the plane waves.

The Action of Parity on Operators

We can also define the parity operator by its action on the operators. From our discussion above, we have

$$\pi\mathbf{x}\pi^\dagger = -\mathbf{x} \quad \text{and} \quad \pi\mathbf{p}\pi^\dagger = -\mathbf{p}$$

Using this, together with (1.4), we can deduce the action of parity on the angular momentum operator $\mathbf{L} = \mathbf{x} \times \mathbf{p}$,

$$\pi\mathbf{L}\pi^\dagger = +\mathbf{L} \quad (1.5)$$

We can also ask how parity acts on the spin operator \mathbf{S} . Because this is another form of angular momentum, we take

$$\pi\mathbf{S}\pi^\dagger = +\mathbf{S} \quad (1.6)$$

This ensures that the total angular momentum $\mathbf{J} = \mathbf{L} + \mathbf{S}$ also transforms as $\pi\mathbf{J}\pi^\dagger = +\mathbf{J}$.

In general, an object \mathbf{V} which transforms under both rotations and parity in the same way as \mathbf{x} , so that $\pi\mathbf{V}\pi^\dagger = -\mathbf{V}$, is called a *vector*. (You may have heard this name before!) In contrast, an object like angular momentum which rotates like \mathbf{x} but transforms under parity as $\pi\mathbf{V}\pi = +\mathbf{V}$ is called a *pseudo-vector*.

Similarly, an object K which is invariant under both rotations and parity, so that $\pi K\pi^\dagger = K$ is called a *scalar*. However, if it is invariant under rotations but odd under parity, so $\pi K\pi^\dagger = -K$, is called a *pseudo-scalar*. An example of a pseudo-scalar in quantum mechanics is $\mathbf{p} \cdot \mathbf{S}$.

Although we've introduced these ideas in the context of quantum mechanics, they really descend from classical mechanics. There too, \mathbf{x} and \mathbf{p} are examples of vectors: they flip sign in a mirror. Meanwhile, $\mathbf{L} = \mathbf{x} \times \mathbf{p}$ is a pseudo-vector: it remains pointing in the same direction in a mirror. In electromagnetism, the electric field \mathbf{E} is a vector, while the magnetic field \mathbf{B} is a pseudo-vector,

$$P : \mathbf{E} \mapsto -\mathbf{E} \quad , \quad P : \mathbf{B} \mapsto +\mathbf{B}$$

1.1.1 Parity as a Quantum Number

The fact that the parity operator is Hermitian means that it is, technically, an observable. More pertinently, we can find eigenstates of the parity operator

$$\pi|\psi\rangle = \eta_\psi|\psi\rangle$$

where η_ψ is called the *parity* of the state $|\psi\rangle$. Using the fact that $\pi^2 = 1$, we have

$$\pi^2|\psi\rangle = \eta_\psi^2|\psi\rangle = |\psi\rangle \quad \Rightarrow \quad \eta_\psi = \pm 1$$

So the parity of a state can only take two values. States with $\eta_\psi = +1$ are called *parity even*; those with $\eta_\psi = -1$ *parity odd*.

The parity eigenstates are particularly useful when parity commutes with the Hamiltonian,

$$\pi H \pi^\dagger = H \quad \Leftrightarrow \quad [\pi, H] = 0$$

In this case, the energy eigenstates can be assigned definite parity. This follows immediately when the energy level is non-degenerate. But even when the energy level is degenerate, general theorems of linear algebra ensure that we can always pick a basis within the eigenspace which have definite parity.

An Example: The Harmonic Oscillator

As a simple example, let's consider the one-dimensional harmonic oscillator. The Hamiltonian is

$$H = \frac{1}{2m}p^2 + \frac{1}{2}m\omega^2x^2$$

The simplest way to build the Hilbert space is to introduce raising and lowering operators $a \sim (x + ip/m\omega)$ and $a^\dagger \sim (x - ip/m\omega)$ (up to a normalisation constant). The ground state $|0\rangle$ obeys $a|0\rangle = 0$ while higher states are built by $|n\rangle \sim (a^\dagger)^n|0\rangle$ (again, ignoring a normalisation constant).

The Hamiltonian is invariant under parity: $[\pi, H] = 0$, which means that all energy eigenstates must have a definite parity. Since the creation operator a^\dagger is linear in x and p , we have

$$\pi a^\dagger \pi = -a^\dagger$$

This means that the parity of the state $|n + 1\rangle$ is

$$\pi|n + 1\rangle = \pi a^\dagger|n\rangle = -a^\dagger \pi|n\rangle \quad \Rightarrow \quad \eta_{n+1} = -\eta_n$$

We learn that the excited states alternate in their parity. To see their absolute value, we need only determine the parity of the ground state. This is

$$\psi_0(x) = \langle x|0\rangle \sim \exp\left(-\frac{m\omega x^2}{2\hbar}\right)$$

Since the ground state doesn't change under reflection we have $\eta_0 = +1$ and, in general, $\eta_n = (-1)^n$.

Another Example: Three-Dimensional Potentials

In three dimensions, the Hamiltonian takes the form

$$H = -\frac{\hbar^2}{2m}\nabla^2 + V(\mathbf{x}) \tag{1.7}$$

This is invariant under parity whenever we have a central force, with the potential depending only on the distance from the origin: $V(\mathbf{x}) = V(r)$. In this case, the energy eigenstates are labelled by the triplet of quantum numbers n, l, m that are familiar from the hydrogen atom, and the wavefunctions take the form

$$\psi_{n,l,m}(\mathbf{x}) = R_{n,l}(r)Y_{l,m}(\theta, \phi) \tag{1.8}$$

How do these transform under parity? First note that parity only acts on the spherical harmonics $Y_{l,m}(\theta, \phi)$. In spherical polar coordinates, parity acts as

$$P : (r, \theta, \phi) \mapsto (r, \pi - \theta, \phi + \pi)$$

The action of parity of the wavefunctions therefore depends on how the spherical harmonics transform under this change of coordinates. Up to a normalisation, the spherical harmonics are given by

$$Y_{l,m} \sim e^{im\phi} P_l^m(\cos \theta)$$

where $P_l^m(x)$ are the associated Legendre polynomials. As we will now argue, the transformation under parity is

$$P : Y_{l,m}(\theta, \phi) \mapsto Y_{l,m}(\pi - \theta, \phi + \pi) = (-1)^l Y_{l,m}(\theta, \phi) \quad (1.9)$$

This means that the wavefunction transforms as

$$P : \psi_{n,l,m}(\mathbf{x}) \mapsto \psi_{n,l,m}(-\mathbf{x}) = (-1)^l \psi_{n,l,m}(\mathbf{x})$$

Equivalently, written in terms of the state $|n, l, m\rangle$, where $\psi_{n,l,m}(\mathbf{x}) = \langle \mathbf{x} | n, l, m \rangle$, we have

$$\pi |n, l, m\rangle = (-1)^l |n, l, m\rangle \quad (1.10)$$

It remains to prove the parity of the spherical harmonic (1.9). There's a trick here. We start by considering the case $l = m$ where the spherical harmonics are particularly simple. Up to a normalisation factor, they take the form

$$Y_{l,l}(\theta, \phi) \sim e^{il\phi} \sin^l \theta$$

So in this particular case, we have

$$P : Y_{l,l}(\theta, \phi) \mapsto Y_{l,l}(\pi - \theta, \phi + \pi) = e^{il\phi} e^{il\pi} \sin^l(\pi - \theta) = (-1)^l Y_{l,l}(\theta, \phi)$$

confirming (1.9). To complete the result, we show that the parity of a state cannot depend on the quantum number m . This follows from the transformation of angular momentum (1.5) which can also be written as $[\pi, \mathbf{L}] = 0$. But recall that we can change the quantum number m by acting with the raising and lowering operators $L_{\pm} = L_x \pm iL_y$. So, for example,

$$\pi |n, l, l-1\rangle = \pi L_- |n, l, l\rangle = L_- \pi |n, l, l\rangle = (-1)^l L_- |n, l, l\rangle = (-1)^l |n, l, l-1\rangle$$

Repeating this argument shows that (1.10) holds for all m .

Parity and Spin

We can also ask how parity acts on the spin states, $|s, m_s\rangle$ of a particle. We know from (1.6) that the operator \mathbf{S} is a pseudo-vector, and so obeys $[\pi, \mathbf{S}] = 0$. The same argument that we used above for angular momentum \mathbf{L} can be re-run here to tell us that the parity of the state cannot depend on the quantum number m_s . It can, however, depend on the spin s ,

$$\pi |s, m_s\rangle = \eta_s |s, m_s\rangle$$

What determines the value of η_s ? Well, in the context of quantum mechanics nothing determines η_s ! In most situations we are dealing with a bunch of particles all of the same spin (e.g. electrons, all of which have $s = \frac{1}{2}$). Whether we choose $\eta_s = +1$ or $\eta_s = -1$ has no ultimate bearing on the physics. Given that it is arbitrary, we usually pick $\eta_s = +1$.

There is, however, a caveat to this story. Within the framework of quantum field theory it does make sense to assign different parity transformations to different particles. This is equivalent to deciding whether $\eta_s = 1$ or $\eta_s = -1$ for each particle. We will discuss this in Section 1.1.2.

What is Parity Good For?

We've learned that if we have a Hamiltonian that obeys $[\pi, H] = 0$, then we can assign each energy eigenstate a sign, ± 1 , corresponding to whether it is even or odd under parity. But, beyond gaining a rough understanding of what wavefunction in one-dimension look like, we haven't yet said why this is a useful thing to do. Here we advertise some later results that will hinge on this:

- There are situations where one starts with a Hamiltonian that is invariant under parity and adds a parity-breaking perturbation. The most common situation is to take an electron with Hamiltonian (1.7) and turn on a constant electric field \mathbf{E} , so the new Hamiltonian reads

$$H = -\frac{\hbar^2}{2m}\nabla^2 + V(r) - e\mathbf{x} \cdot \mathbf{E}$$

This no longer preserves parity. For small electric fields, we can solve this using perturbation theory. However, this is greatly simplified by the fact that the original eigenstates have a parity quantum number. Indeed, in nearly all situations first-order perturbation theory can be shown to vanish completely. We will describe this in some detail in Section 4.1 where we look at a hydrogen atom in an electric field and the resulting *Stark effect*.

- In atomic physics, electrons sitting in higher states will often drop down to lower states, emitting a photon as they go. This is the subject of *spectroscopy*. It was one of the driving forces behind the original development of quantum mechanics and will be described in some detail in Section 4.3. But it turns out that an electron in one level can't drop down to any of the lower levels: there are *selection rules* which say that only certain transitions are allowed. These selection rules follow from the "conservation of parity". The final state must have the same parity as the initial state.

- It is often useful to organise degenerate energy levels into a basis of parity eigenstates. If nothing else, it tends to make calculations much more straightforward. We will see an example of this in Section 6.1.3 where we discuss scattering in one dimension.

1.1.2 Intrinsic Parity

There is a sense in which every kind particle can be assigned a parity ± 1 . This is called *intrinsic parity*. To understand this, we really need to move beyond the framework of non-relativistic quantum mechanics and into the framework of *quantum field theory*

The key idea of quantum field theory is that the particles are ripples of an underlying field, tied into little bundles of energy by quantum mechanics. Whereas in quantum mechanics, the number of particles is fixed, in quantum field theory the Hilbert space (sometimes called a *Fock space*) contains states with different particle numbers. This allows us to describe various phenomena where we smash two particles together and many emerge.

In quantum field theory, every particle is described by some particular state in the Hilbert space. And, just as we assigned a parity eigenvalue to each state above, it makes sense to assign a parity eigenvalue to each kind of particle.

To determine the total parity of a configuration of particles in their centre-of-momentum frame, we multiply the intrinsic parities together with the angular momentum parity. For example, if two particles A and B have intrinsic parity η_A and η_B and relative angular momentum L , then the total parity is

$$\eta = \eta_A \eta_B (-1)^L$$

To give some examples: by convention, the most familiar spin- $\frac{1}{2}$ particles all have even parity:

$$\begin{aligned} \text{electron : } & \eta_e = +1 \\ \text{proton : } & \eta_p = +1 \\ \text{neutron : } & \eta_n = +1 \end{aligned}$$

Each of these has an anti-particle. (The anti-electron is called the positron; the others have the more mundane names anti-proton and anti-neutron). Anti-particles always have opposite quantum numbers to particles and parity is no exception: they all have $\eta = -1$.

All other particles are also assigned an intrinsic parity. As long as the underlying Hamiltonian is invariant under parity, all processes must conserve parity. This is a useful handle to understand what processes are allowed. It is especially useful when discussing the strong interactions where the elementary quarks can bind into a bewildering number of other particles – protons and neutrons, but also pions and kaons and etas and rho mesons and omegas and sigmas and deltas. As you can see, the names are not particularly imaginative. There are hundreds of these particles. Collectively they go by the name *hadrons*.

Often the intrinsic parity of a given hadron can be determined experimentally by observing a decay process. Knowing that parity is conserved uniquely fixes the parity of the particle of interest. Other decay processes must then be consistent with this.

An Example: $\pi^- d \rightarrow nn$

The simplest of the hadrons are a set of particles called *pions*. We now know that each contains a quark-anti-quark pair. Apart from the proton and neutron, these are the longest lived of the hadrons.

The pions come in three types: neutral, charge +1 and charge -1 (in units where the electron has charge -1). They are labelled π^0 , π^+ and π^- respectively. The π^- is observed experimentally to decay when it scatters off a deuteron, d , which is stable bound state of a proton and neutron. (We showed the existence of a such a bound state in Section 2.1.3 as an application of the variational method.) After scattering off a deuteron, the end product is two neutrons. We write this process rather like a chemical reaction



From this, we can determine the intrinsic parity of the pion. First, we need some facts. The pion has spin $s_\pi = 0$ and the deuteron has spin $s_d = 1$; the constituent proton and neutron have no orbital angular momentum so the total angular momentum of the deuteron is also $J = 1$. Finally, the pion scatters off the deuteron in the s-wave, meaning that the combined $\pi^- d$ system that we start with has vanishing orbital angular momentum. From all of this, we know that the total angular momentum of the initial state is $J = 1$.

Since angular momentum is conserved, the final nn state must also have $J = 1$. Each individual neutron has spin $s_n = \frac{1}{2}$. But there are two possibilities to get $J = 1$:

- The spins could be anti-aligned, so that $S = 0$. Now the orbital angular momentum must be $L = 1$.

- The spins could be aligned, so that the total spin is $S = 1$. In this case the orbital angular momentum of the neutrons could be $L = 0$ or $L = 1$ or $L = 2$. Recall that the total angular momentum $\mathbf{J} = \mathbf{L} + \mathbf{S}$ ranges from $|L - S|$ to $L + S$ and so for each of $L = 0, 1$ and 2 it contains the possibility of a $J = 1$ state.

How do we distinguish between these? It turns out that only one of these possibilities is consistent with the fermionic nature of the neutrons. Because the end state contains two identical fermions, the overall wavefunction must be anti-symmetric under exchange. Let's first consider the case where the neutron spins are anti-aligned, so that their total spin is $S = 0$. The spin wavefunction is

$$|S = 0\rangle = \frac{|\uparrow\rangle|\downarrow\rangle - |\downarrow\rangle|\uparrow\rangle}{\sqrt{2}}$$

which is anti-symmetric. This means that the spatial wavefunction must be symmetric. But this requires that the total angular momentum is even: $L = 0, 2, \dots$. We see that this is inconsistent with the conservation of angular momentum. We can therefore rule out the spin $S = 0$ scenario.

(An aside: the statement that wavefunctions are symmetric under interchange of particles only if L is even follows from the transformation of the spherical harmonics under parity (1.9). Now the polar coordinates (r, θ, ϕ) parameterise the *relative* separation between particles. Interchange of particles is then implemented by $(r, \theta, \phi) \rightarrow (r, \pi - \theta, \phi + \pi)$.)

Let's now move onto the second option where the total spin of neutrons is $S = 1$. Here the spin wavefunctions are symmetric, with the three choices depending on the quantum number $m_s = -1, 0, +1$,

$$|S = 1, 1\rangle = |\uparrow\rangle|\uparrow\rangle \quad , \quad |S = 1, 0\rangle = \frac{|\uparrow\rangle|\downarrow\rangle + |\downarrow\rangle|\uparrow\rangle}{\sqrt{2}} \quad , \quad |S = 1, -1\rangle = |\downarrow\rangle|\downarrow\rangle$$

Once again, the total wavefunction must be anti-symmetric, which means that the spatial part must be anti-symmetric. This, in turn, requires that the orbital angular momentum of the two neutrons is odd: $L = 1, 3, \dots$. Looking at the options consistent with angular momentum conservation, we see that only the $L = 1$ state is allowed.

Having figured out the angular momentum, we're now in a position to discuss parity. The parity of each neutron is $\eta_n = +1$. The parity of the proton is also $\eta_p = +1$ and since these two particles have no angular momentum in their deuteron bound state, we have $\eta_d = \eta_n \eta_p = +1$. Conservation of parity then tells us

$$\eta_\pi \eta_d = (\eta_n)^2 (-1)^L \quad \Rightarrow \quad \eta_\pi = -1$$

Parity and the Fundamental Forces

Above, I said that parity is conserved if the underlying Hamiltonian is invariant under parity. So one can ask: are the fundamental laws of physics, at least as we currently know them, invariant under parity? The answer is: some of them are. But not all.

In our current understanding of the laws of physics, there are five different ways in which particles can interact: through gravity, electromagnetism, the weak nuclear force, the strong nuclear force and, finally, through the Higgs field. The first four of these are usually referred to as “fundamental forces”, while the Higgs field is kept separate. For what it’s worth, the Higgs has more in common with three of the forces than gravity does and one could make an argument that it too should be considered a “force”.

Of these five interactions, four appear to be invariant under parity. The misfit is the weak interaction. This is not invariant under parity, which means that any process which occur through the weak interaction — such as beta decay — need not conserve parity. Violation of parity in experiments was first observed by Chien-Shiung Wu in 1956.

To the best of our knowledge, the Hamiltonians describing the other four interactions are invariant under parity. In many processes – including the pion decay described above – the strong force is at play and the weak force plays no role. In these cases, parity is conserved.

1.2 Time Reversal Invariance

Time reversal holds a rather special position in quantum mechanics. As we will see, it is not like other symmetries.

The idea of time reversal is simple: take a movie of the system in motion and play it backwards. If the system is invariant under the symmetry of time reversal, then the dynamics you see on the screen as the movie runs backwards should also describe a possible evolution of the system. Mathematically, this means that we should replace $t \mapsto -t$ in our equations and find another solution.

Classical Mechanics

Let’s first look at what this means in the context of classical mechanics. As our first example, consider the Newtonian equation of motion for a particle of mass m moving in a potential V ,

$$m\ddot{\mathbf{x}} = -\nabla V(\mathbf{x})$$

Such a system is invariant under time reversal: if $\mathbf{x}(t)$ is a solution, then so too is $\mathbf{x}(-t)$.

As a second example, consider the same system but with the addition of a friction term. The equation of motion is now

$$m\ddot{\mathbf{x}} = -\nabla V(\mathbf{x}) - \gamma\dot{\mathbf{x}}$$

This system is no longer time invariant. Physically, this should be clear: if you watch a movie of some guy sliding along in his socks until he comes to rest, it's pretty obvious if it's running forward in time or backwards in time. Mathematically, if $\mathbf{x}(t)$ is a solution, then $\mathbf{x}(-t)$ fails to be a solution because the equation of motion includes a term that is first order in the time derivative.

At a deeper level, the first example above arises from a Hamiltonian while the second example, involving friction, does not. One might wonder if all Hamiltonian systems are time reversal invariant. This is not the case. As our final example, consider a particle of charge q moving in a magnetic field. The equation of motion is

$$m\ddot{\mathbf{x}} = q\dot{\mathbf{x}} \times \mathbf{B} \tag{1.11}$$

Once again, the equation of motion includes a term that is first order in time derivatives, which means that the time reversed motion is not a solution. This time it occurs because particles always move with a fixed handedness in the presence of a magnetic field: they either move clockwise or anti-clockwise in the plane perpendicular to \mathbf{B} .

Although the system described by (1.11) is not invariant under time reversal, if you're shown a movie of the solution running backwards in time, then it won't necessarily be obvious that this is unphysical. This is because the trajectory $\mathbf{x}(-t)$ does solve (1.11) if we also replace the magnetic field \mathbf{B} with $-\mathbf{B}$. For this reason, we sometimes say that the background magnetic field flips sign under time reversal. (Alternatively, we could choose to keep \mathbf{B} unchanged, but flip the sign of the charge: $q \mapsto -q$. The standard convention, however, is to keep charges unchanged under time reversal.)

We can gather together how various quantities transform under time reversal, which we'll denote as T . Obviously $T : t \mapsto -t$. Meanwhile, the standard dynamical variables, which include position \mathbf{x} and momentum $\mathbf{p} = m\dot{\mathbf{x}}$, transform as

$$T : \mathbf{x}(t) \mapsto \mathbf{x}(-t) \quad , \quad T : \mathbf{p}(t) \mapsto -\mathbf{p}(-t) \tag{1.12}$$

Finally, as we've seen, it can also be useful to think about time reversal as acting on background fields. The electric field \mathbf{E} and magnetic field \mathbf{B} transform as

$$T : \mathbf{E} \mapsto \mathbf{E} \quad , \quad T : \mathbf{B} \mapsto -\mathbf{B}$$

These simple considerations will be useful as we turn to quantum mechanics.

Quantum Mechanics

We'll now try to implement these same ideas in quantum mechanics. As we will see, there is something of a subtlety. This is first apparent if we look at the time-dependent Schrödinger equation,

$$i\hbar \frac{\partial \psi}{\partial t} = H\psi \quad (1.13)$$

We'll assume that the Hamiltonian H is invariant under time reversal. (For example, $H = \mathbf{p}^2/2m + V(\mathbf{x})$.) One might naively think that the wavefunction should evolve in a manner compatible with time reversal. However, the Schrödinger equation is first order in time derivatives and this tells us something which seems to go against this intuition: if $\psi(t)$ is a solution then $\psi(-t)$ is not, in general, another solution.

To emphasise this, note that the Schrödinger equation is not very different from the heat equation,

$$\frac{\partial \psi}{\partial t} = \kappa \nabla^2 \psi$$

This equation clearly isn't time reversal invariant, a fact which underlies the entire subject of thermodynamics. The Schrödinger equation (1.13) only differs by a factor of i . How does that save us? Well, it ensures that if $\psi(t)$ is a solution, then $\psi^*(-t)$ is also a solution. This, then, is the action of time reversal on the wavefunction,

$$T : \psi(t) \mapsto \psi^*(-t) \quad (1.14)$$

The need to include the complex conjugation is what distinguishes time reversal from other symmetries that we have met.

How do we fit this into our general scheme to describe the action of symmetries on operators and states? We're looking for an operator Θ such that the time reversal maps any state $|\psi\rangle$ to

$$T : |\psi\rangle \mapsto \Theta|\psi\rangle$$

Let's think about what properties we want from the action of Θ . Classically, the action of time reversal on the state of a system leaves the positions unchanged, but flips the sign of all the momenta, as we saw in (1.12). Roughly speaking, we want Θ to do the same thing to the quantum state. How can we achieve this?

Let's first recall how we run a state forwards in time. The solution to (1.13) tells us that a state $|\psi(0)\rangle$ evolves into a state $|\psi(t)\rangle$ by the usual unitary evolution

$$|\psi(t)\rangle = e^{-iHt/\hbar} |\psi(0)\rangle$$

Suppose now that we instead take the time reversed state $\Theta|\psi(0)\rangle$ and evolve this forward in time. If the Hamiltonian itself is time reversal invariant, the resulting state should be the time reversal of taking $|\psi(0)\rangle$ and evolving it *backwards* in time. (Or, said another way, it should be the time reversal of $|\psi(t)\rangle$, which is the same thing as $\Theta|\psi(-t)\rangle$.) While that's a mouthful in words, it's simple to write in equations: we want Θ to satisfy

$$\Theta e^{+iHt/\hbar} |\psi(0)\rangle = e^{-iHt/\hbar} \Theta |\psi(0)\rangle$$

Expanding this out for infinitesimal time t , we get the requirement

$$\Theta iH = -iH\Theta \tag{1.15}$$

Our job is to find a Θ obeying this property.

At this point there's a right way and a wrong way to proceed. I'll first describe the wrong way because it's the most tempting path to take. It's natural to manipulate (1.15) by cancelling the factor of i on both sides to leave us with

$$\Theta H + H\Theta = 0 \quad ? \tag{1.16}$$

Although natural, this is wrong! It's simple to see why. Suppose that we have an eigenstate $|\psi\rangle$ obeying $H|\psi\rangle = E|\psi\rangle$. Then (1.16) tells us that $H\Theta|\psi\rangle = -\Theta H|\psi\rangle = -E|\psi\rangle$. So every state of energy E must be accompanied by a time-reversed state of energy $-E$. But that's clearly nonsense. We know it's not true of the harmonic oscillator.

So what did we do wrong? Well, the incorrect step was seemingly the most innocuous one: we are not allowed to cancel the factors of i on either side of (1.15). To see why, we need to step back and look at a little linear algebra.

1.2.1 Time Reversal is an Anti-Unitary Operator

Usually in quantum mechanics we deal with linear operators acting on the Hilbert space. The linearity means that the action of an operator A on superpositions of states is

$$A(\alpha|\psi_1\rangle + \beta|\psi_2\rangle) = \alpha A|\psi_1\rangle + \beta A|\psi_2\rangle$$

with $\alpha, \beta \in \mathbf{C}$. In contrast, an *anti-linear* operator B obeys the modified condition

$$B(\alpha|\psi_1\rangle + \beta|\psi_2\rangle) = \alpha^*B|\psi_1\rangle + \beta^*B|\psi_2\rangle \quad (1.17)$$

This complex conjugation is reminiscent of the transformation of the wavefunction (1.14) under time reversal. Indeed, we will soon see how they are related.

The strange action (1.17) means that an anti-linear operator B doesn't even commute with a constant $\alpha \in \mathbf{C}$ (which, here, we view as a particular simple operator which multiplies each state by α). Instead, when B is anti-linear we have

$$B\alpha = \alpha^*B$$

But this is exactly what we need to resolve the problem that we found above. If we take Θ to be an anti-linear operator then the factor of i on the left-hand-side of (1.15) is complex conjugated when we pull it through Θ . This extra minus sign means that instead of (1.16), we find

$$[\Theta, H] = 0 \quad (1.18)$$

This looks more familiar. Indeed, we saw earlier that this usually implies we have a conserved quantity in the game. However, that will turn out not to be the case here: conserved quantities only arise when linear operators commute with H . Nonetheless, we will see that there are also some interesting consequences of (1.18) for time-reversal.

We see above that we dodge a bullet if time reversal is enacted by an anti-linear operator Θ . There is another, more direct, way to see that this has to be the case. This arises by considering its action on the operators \mathbf{x} , and \mathbf{p} . In analogy with the classical action (1.12), we require

$$\Theta\mathbf{x}\Theta^{-1} = \mathbf{x} \quad , \quad \Theta\mathbf{p}\Theta^{-1} = -\mathbf{p} \quad (1.19)$$

However, quantum mechanics comes with a further requirement: the commutation relations between these operators should be preserved under time reversal. In particular, we must have

$$[x_i, p_j] = i\hbar\delta_{ij} \quad \Rightarrow \quad \Theta[x_i, p_j]\Theta^{-1} = \Theta(i\hbar\delta_{ij})\Theta^{-1}$$

We see that the transformations (1.19) are not consistent with the commutation relations if Θ is a linear operator. But the fact that it is an anti-linear operator saves us: the factor of i sandwiched between operators on the right-hand side is conjugated and the equation becomes $\Theta[x_i, p_j]\Theta^{-1} = -i\hbar\delta_{ij}$ which is happily consistent with (1.19).

Linear Algebra with Anti-Linear Operators

Time reversal is described by an anti-linear operator Θ . This means that we're going to have to spend a little time understanding the properties of these unusual operators.

We know that Θ acts on the Hilbert space \mathcal{H} as (1.17). But how does it act on the dual Hilbert space of bras? Recall that, by definition, each element $\langle\phi|$ of the dual Hilbert space should be thought of as a linear map $\langle\phi| : \mathcal{H} \mapsto \mathbf{C}$. For a linear operator A , this is sufficient to tell us how to think of A acting on the dual Hilbert space. The dual state $\langle\phi|A$ is defined by

$$(\langle\phi|A)|\psi\rangle = \langle\phi|(A|\psi\rangle) \quad (1.20)$$

This definition has the consequence that we can just drop the brackets and talk about $\langle\phi|A|\psi\rangle$ since it doesn't matter whether we interpret this as A acting on to the right or left.

In contrast, things are more fiddly if we're dealing with an anti-linear operator B . We would like to define $\langle\phi|B$. The problem is that we want $\langle\phi|B$ to lie in the dual Hilbert space which, by definition, means that it must be a linear operator even if B is an anti-linear operator. But if we just repeat the definition (1.20) then it's simple to check that $\langle\phi|B$ inherits anti-linear behaviour from B and so does not lie in the dual Hilbert space. To remedy this, we modify our definition of $\langle\phi|B$ for anti-linear operators to

$$(\langle\phi|B)|\psi\rangle = [\langle\phi|(B|\psi\rangle)]^* \quad (1.21)$$

This means, in particular, that for an anti-linear operator we should never write $\langle\phi|B|\psi\rangle$ because we get different answers depending on whether B acts on the ket to the right or on the bra to the left. This is, admittedly, fiddly. Ultimately the Dirac bra-ket notation is not so well suited to anti-linear operators.

Our next task is to define the adjoint operators. Recall that for a linear operator A , the adjoint A^\dagger is defined by the requirement

$$\langle\phi|A^\dagger|\psi\rangle = \langle\psi|A|\phi\rangle^*$$

What do we do for an anti-linear operator B ? The correct definition is now

$$\langle\phi|(B^\dagger|\psi\rangle) = [(\langle\psi|B)|\phi\rangle]^* = \langle\psi|(B|\phi\rangle) \quad (1.22)$$

This ensures that B^\dagger is also anti-linear. Finally, we say that an anti-linear operator B is *anti-unitary* if it also obeys

$$B^\dagger B = B B^\dagger = 1$$

Anti-Unitary Operators Conserve Probability

We have already seen that time reversal should be anti-linear. It must also be anti-unitary. This will ensure that probabilities are conserved under time reversal. To see this, consider the states $|\phi'\rangle = \Theta|\phi\rangle$ and $|\psi'\rangle = \Theta|\psi\rangle$. Then, using our definitions above, we have

$$\langle\phi'|\psi'\rangle = (\langle\phi|\Theta^\dagger)(\Theta|\psi\rangle) = [\langle\phi|(\Theta^\dagger\Theta|\psi\rangle)]^* = \langle\phi|\psi\rangle^*$$

We see that the phase of the amplitude changes under time reversal, but the probability, which is $|\langle\phi|\psi\rangle|^2$, remains unchanged.

1.2.2 An Example: Spinless Particles

So far, we've only described the properties required of the time reversal operator Θ . Now let's look at some specific examples. We start with a single particle, governed by the Hamiltonian

$$H = \frac{\mathbf{p}^2}{2m} + V(\mathbf{x})$$

To describe any operator, it's sufficient to define how it acts on a basis of states. The time reversal operator is no different and, for the present example, it's sensible to choose the basis of eigenstates $|\mathbf{x}\rangle$. Because Θ is anti-linear, it's important that we pick some fixed choice of phase for each $|\mathbf{x}\rangle$. (The exact choice doesn't matter; just as long as we make one.) Then we define the time reversal operator to be

$$\Theta|\mathbf{x}\rangle = |\mathbf{x}\rangle \tag{1.23}$$

If Θ were a linear operator, this definition would mean that it must be equal to the identity. But instead Θ is anti-linear and its action on states which differ by a phase from our choice of basis $|\mathbf{x}\rangle$ is non-trivial

$$\Theta\alpha|\mathbf{x}\rangle = \alpha^*|\mathbf{x}\rangle$$

In this case, the adjoint operator is simple $\Theta^\dagger = \Theta$. Indeed, it's simple to see that $\Theta^2 = 1$, as is required by unitarity.

Let's see what we can derive from this. First, we can expand a general state $|\psi\rangle$ as

$$|\psi\rangle = \int d^3x |\mathbf{x}\rangle\langle\mathbf{x}|\psi\rangle = \int d^3x \psi(\mathbf{x})|\mathbf{x}\rangle$$

where $\psi(\mathbf{x}) = \langle \mathbf{x} | \psi \rangle$ is the wavefunction in position variables. Time reversal acts as

$$\Theta|\psi\rangle = \int d^3x \Theta\psi(\mathbf{x})|\mathbf{x}\rangle = \int d^3x \psi^*(\mathbf{x})\Theta|\mathbf{x}\rangle = \int d^3x \psi^*(\mathbf{x})|\mathbf{x}\rangle$$

We learn that time reversal acts on the wavefunction as complex conjugation: $T : \psi(\mathbf{x}) \mapsto \psi^*(\mathbf{x})$. But this is exactly what we first saw in (1.14) from looking at the Schrödinger equation. We can also specialise to momentum eigenstates $|\mathbf{p}\rangle$. These can be written as

$$|\mathbf{p}\rangle = \int d^3x e^{i\mathbf{p}\cdot\mathbf{x}}|\mathbf{x}\rangle$$

Acting with time reversal, this becomes

$$\Theta|\mathbf{p}\rangle = \int d^3x \Theta e^{i\mathbf{p}\cdot\mathbf{x}}|\mathbf{x}\rangle = \int d^3x e^{-i\mathbf{p}\cdot\mathbf{x}}|\mathbf{x}\rangle = |-\mathbf{p}\rangle$$

which confirms our intuition that acting with time reversal on a state should leave positions invariant, but flip the momenta.

Importantly, invariance under time reversal doesn't lead to any degeneracy of the spectrum in this system. Instead, it's not hard to show that one can always pick the phase of an energy eigenstate such that it is also an eigenstate of Θ . Ultimately, this is because of the relation $\Theta^2 = 1$. (This statement will become clearer in the next section where we'll see a system that does exhibit a degeneracy.)

We can tell this same story in terms of operators. These can be expanded in terms of eigenstates, so we have

$$\hat{\mathbf{x}} = \int d^3x \mathbf{x}|\mathbf{x}\rangle\langle\mathbf{x}| \quad \Rightarrow \quad \Theta\hat{\mathbf{x}}\Theta = \int d^3x \mathbf{x}\Theta|\mathbf{x}\rangle\langle\mathbf{x}|\Theta = \hat{\mathbf{x}}$$

and

$$\hat{\mathbf{p}} = \int d^3p \mathbf{p}|\mathbf{p}\rangle\langle\mathbf{p}| \quad \Rightarrow \quad \Theta\hat{\mathbf{p}}\Theta = \int d^3p \mathbf{p}\Theta|\mathbf{p}\rangle\langle\mathbf{p}|\Theta = -\hat{\mathbf{p}}$$

where, in each case, we've reverted to putting a hat on the operator to avoid confusion. We see that this reproduces our expectation (1.19).

Before we proceed, it will be useful to discuss one last property that arises when $V(\mathbf{x}) = V(|\mathbf{x}|)$ is a central potential. In this case, the orbital angular momentum $\mathbf{L} = \mathbf{x} \times \mathbf{p}$ is also conserved. From (1.19), we know that \mathbf{L} should be odd under time reversal, meaning

$$\Theta\mathbf{L}\Theta^{-1} = -\mathbf{L} \tag{1.24}$$

We can also see how it acts on states. For a central potential, the energy eigenstates can be written in polar coordinates as

$$\psi_{nlm}(\mathbf{x}) = R_{nl}(r)Y_{lm}(\theta, \phi)$$

The radial wavefunction $R_{nl}(r)$ can always be taken to be real. Meanwhile, the spherical harmonics take the form $Y_{lm}(\theta, \phi) = e^{im\phi}P_l^m(\cos\theta)$ with P_l^m an associated Legendre polynomial. From their definition, we find that these obey

$$\psi_{nlm}^*(\mathbf{x}) = (-1)^m\psi_{nl,-m}(\mathbf{x}) \quad (1.25)$$

Clearly this is consistent with $\Theta^2 = 1$.

1.2.3 Another Example: Spin

Here we describe a second example that is both more subtle and more interesting: it is a particle carrying spin- $\frac{1}{2}$. To highlight the physics, we can forget about the position degrees of freedom and focus solely on the spin.

Spin provides another contribution to angular momentum. This means that the spin operator \mathbf{S} should be odd under time reversal, just like the orbital angular momentum (1.24)

$$\Theta\mathbf{S}\Theta^{-1} = -\mathbf{S} \quad (1.26)$$

For a spin- $\frac{1}{2}$ particle, we have $\mathbf{S} = \frac{\hbar}{2}\boldsymbol{\sigma}$ with $\boldsymbol{\sigma}$ the vector of Pauli matrices. The Hilbert space is just two-dimensional and we take the usual basis of eigenvectors of S_z , chosen with a specific phase

$$|+\rangle = \begin{pmatrix} 1 \\ 0 \end{pmatrix} \quad \text{and} \quad |-\rangle = \begin{pmatrix} 0 \\ 1 \end{pmatrix}$$

so that $S_z|\pm\rangle = \pm\frac{\hbar}{2}|\pm\rangle$. Our goal is to understand how the operator Θ acts on these states. We will simply state the correct form and then check that it does indeed reproduce (1.26). The action of time reversal is

$$\Theta|+\rangle = i|-\rangle \quad , \quad \Theta|-\rangle = -i|+\rangle \quad (1.27)$$

Let's look at some properties of this. First, consider the action of Θ^2 ,

$$\begin{aligned} \Theta^2|+\rangle &= \Theta(i|-\rangle) = -i\Theta|-\rangle = -|+\rangle \\ \Theta^2|-\rangle &= \Theta(-i|+\rangle) = i\Theta|+\rangle = -|-\rangle \end{aligned}$$

We see that

$$\Theta^2 = -1 \tag{1.28}$$

This is in contrast to the action of time reversal for a particle without spin (1.23). We will see shortly the consequences of $\Theta^2 = -1$.

Since there's a lot of i 's floating around, let's go slowly and use this as an opportunity to flesh out other properties of Θ . From (1.21), the action of Θ on the bras is

$$\langle +|\Theta = i\langle -| \quad , \quad \langle -|\Theta = -i\langle +|$$

Meanwhile, from (1.22), the adjoint operator Θ^\dagger is defined as

$$\Theta^\dagger|+\rangle = -i|-\rangle \quad , \quad \Theta^\dagger|-\rangle = i|+\rangle$$

We see that $\Theta^\dagger = -\Theta$ which, given (1.28), ensures that Θ is anti-unitary.

Now we can look at the action of Θ on the various spin operators. Expanding each in our chosen basis, and using the results above, we find

$$\begin{aligned} S_x &= |+\rangle\langle -| + |-\rangle\langle +| \quad \Rightarrow \quad \Theta S_x \Theta^\dagger = -S_x \\ S_z &= |+\rangle\langle +| - |-\rangle\langle -| \quad \Rightarrow \quad \Theta S_z \Theta^\dagger = -S_z \\ S_y &= -i|+\rangle\langle -| + i|-\rangle\langle +| \quad \Rightarrow \quad \Theta S_y \Theta^\dagger = -S_y \end{aligned}$$

as required.

Time Reversal for General Spin

We can generalise this discussion to a general particle carrying general spin s . (The formulae below also work for any angular momentum). The Hilbert space now has dimension $2s + 1$, and is spanned by the eigenstates of S_z

$$S_z|m\rangle = m\hbar|m\rangle \quad m = -s, \dots, s$$

We again require that the spin operators transform as (1.26) under time reversal. We can rewrite this requirement as $\Theta \mathbf{S} = -\mathbf{S} \Theta$. When applied to the eigenstates of S_z , this tells us

$$S_z \Theta|m\rangle = -\Theta S_z|m\rangle = -m\hbar \Theta|m\rangle$$

which is the statement that $\Theta|m\rangle$ is an eigenstate of S_z with eigenvalue $-m\hbar$. But the eigenstates of S_z are non-degenerate, so we must have

$$\Theta|m\rangle = \alpha_m| -m\rangle$$

for some choice of phase α_m which, as the notation shows, can depend on m .

There's a clever trick for figuring out how α_m depends on m . Consider the raising and lowering spin operators $S_{\pm} = S_x \pm iS_y$. The action of time reversal is

$$\Theta S_{\pm} \Theta^{\dagger} = \Theta (S_x \pm iS_y) \Theta^{\dagger} = -S_x \pm iS_y = -S_{\mp} \quad (1.29)$$

Now consider the action of S_+ on $\Theta|m\rangle$,

$$S_+ \Theta|m\rangle = \alpha_m S_+ |-m\rangle = \alpha_m \hbar \sqrt{(s+m)(s-m+1)} |-m+1\rangle$$

Alternatively, we can use (1.29) to write

$$\begin{aligned} S_+ \Theta|m\rangle &= -\Theta S_- |m\rangle = -\hbar \sqrt{(s+m)(s-m+1)} \Theta|m-1\rangle \\ &= -\alpha_{m-1} \hbar \sqrt{(s+m)(s-m+1)} |-m+1\rangle \end{aligned}$$

We learn that

$$\alpha_m = -\alpha_{m-1}$$

The simplest choice is $\alpha_m = (-1)^m$. Because m can be either integer or half-integer, we will write this as

$$\Theta|m\rangle = i^{2m} |-m\rangle$$

This agrees with our earlier results, (1.25) for orbital angular momentum and (1.27) for spin- $\frac{1}{2}$. For now, the most important lesson to take from this is

$$\begin{aligned} \Theta^2 &= 1 && \text{integer spin} \\ \Theta^2 &= -1 && \text{half-integer spin} \end{aligned}$$

This result is quite deep. Ultimately it is associated to the fact that spin-half particles transform in the double cover of the rotation group, so that states pick up a minus sign when rotated by 2π . As we now show, it has consequence.

1.2.4 Kramers Degeneracy

It is not surprising that acting with time reversal twice brings us back to the same state. It is, however, surprising that sometimes we can return with a minus sign. As we have seen, this doesn't happen for spinless particles, nor for particles with integer spin: in both of these situations we have $\Theta^2 = 1$. However, when dealing with particles with half-integer spin, we instead have $\Theta^2 = -1$.

Time reversal with $\Theta^2 = 1$ does not automatically lead to any further degeneracy of the spectrum. (We will, however, see a special case when we discuss the Stark effect in Section 4.1 where a degeneracy does arise.) In contrast, when $\Theta^2 = -1$, there is always a degeneracy.

To see this degeneracy, we argue by contradiction. Suppose that the spectrum is non-degenerate, so that there is a state such that

$$\Theta|\psi\rangle = \alpha|\psi\rangle$$

for some phase α . Then acting twice, we have

$$\Theta^2|\psi\rangle = \alpha^*\Theta|\psi\rangle = |\alpha|^2|\psi\rangle = |\psi\rangle$$

This means that a non-degenerate spectrum can only arise when $\Theta^2 = +1$.

In contrast, whenever we have a time-reversal system with $\Theta^2 = -1$, all energy eigenstates must come in degenerate pairs. This is known as *Kramers degeneracy*.

For the simple spin $\frac{1}{2}$ system that we described in Section 1.2.3, the degeneracy is trivial: it is simply the statement that $|+\rangle$ and $|-\rangle$ have the same energy whenever the Hamiltonian is invariant under time reversal. If we want to split the energy levels, we need to add a term to the Hamiltonian like $H = \mathbf{B} \cdot \mathbf{S}$ which breaks time reversal. (Indeed, this ties in nicely with our classical discussion where we saw that the magnetic field breaks time reversal, changing as $\mathbf{B} \mapsto -\mathbf{B}$.)

In more complicated systems, Kramer's degeneracy can be a very powerful statement. For example, we know that electrons carry spin $\frac{1}{2}$. The degeneracy ensures that in *any* time reversal invariant system which involves an odd number of electrons, all energy levels are doubly degenerate. This simple statement plays an important role in the subject of *topological insulators* in condensed matter physics.

2. Approximation Methods

Physicists have a dirty secret: we're not very good at solving equations. More precisely, humans aren't very good at solving equations. We know this because we have computers and they're much better at solving things than we are.

We usually do a good job of hiding this secret when teaching physics. In quantum physics we start with examples like the harmonic oscillator or the hydrogen atom and then proudly demonstrate how clever we all are by solving the Schrödinger equation exactly. But there are very very few examples where we can write down the solution in closed form. For the vast majority of problems, the answer is something complicated that isn't captured by some simple mathematical formula. For these problems we need to develop different tools.

You already met one of these tools in an earlier course: it's called *perturbation theory* and it's useful whenever the problem we want to solve is, in some sense, close to one that we've already solved. This works for a surprisingly large number of problems. Indeed, one of the arts of theoretical physics is making everything look like a coupled harmonic oscillator so that you can use perturbation theory. But there are also many problems for which perturbation theory fails dismally and we need to find another approach. In general, there's no panacea, no universal solution to all problems in quantum mechanics. Instead, the best we can hope for is to build a collection of tools. Then, whenever we're faced with a new problem we can root around in our toolbox, hoping to find a method that works. The purpose of this chapter is to stock up your toolbox.

2.1 The Variational Method

The *variational method* provides a simple way to place an upper bound on the ground state energy of any quantum system and is particularly useful when trying to demonstrate that bound states exist. In some cases, it can also be used to estimate higher energy levels too.

2.1.1 An Upper Bound on the Ground State

We start with a quantum system with Hamiltonian H . We will assume that H has a discrete spectrum

$$H|n\rangle = E_n|n\rangle \quad n = 0, 1, \dots$$

with the energy eigenvalues ordered such that $E_n \leq E_{n+1}$. The simplest application of the variational method places an upper bound on the value of the ground state energy E_0 .

Theorem: Consider an arbitrary state $|\psi\rangle$. The expected value of the energy obeys the inequality

$$\langle E \rangle = \langle \psi | H | \psi \rangle \geq E_0$$

Proof: The proposed claim is, hopefully, intuitive and the proof is straightforward. We expand $|\psi\rangle = \sum_n a_n |n\rangle$ with $\sum_n |a_n|^2 = 1$ to ensure that $\langle \psi | \psi \rangle = 1$. Then

$$\begin{aligned} \langle E \rangle &= \sum_{n,m=0}^{\infty} a_m^* a_n \langle m | H | n \rangle = \sum_{n,m=0}^{\infty} a_m^* a_n E_n \delta_{mn} \\ &= \sum_{n=0}^{\infty} |a_n|^2 E_n = E_0 \sum_{n=0}^{\infty} |a_n|^2 + \sum_{n=0}^{\infty} |a_n|^2 (E_n - E_0) \geq E_0 \end{aligned}$$

In the case of a non-degenerate ground state, we have equality only if $a_0 = 1$ which implies $a_n = 0$ for all $n \neq 0$. \square

Now consider a family of states, $|\psi(\alpha)\rangle$, depending on some number of parameters α_i . If we like, we can relax our assumption that the states are normalised and define

$$E(\alpha) = \frac{\langle \psi(\alpha) | H | \psi(\alpha) \rangle}{\langle \psi(\alpha) | \psi(\alpha) \rangle}$$

This is sometimes called the *Rayleigh-Ritz quotient*. We still have

$$E(\alpha) \geq E_0 \quad \text{for all } \alpha$$

The most stringent bound on the ground state energy comes from the minimum value of $E(\alpha)$ over the range of α . This, of course, obeys

$$\left. \frac{\partial E}{\partial \alpha_i} \right|_{\alpha=\alpha_*} = 0$$

giving us the upper bound $E_0 \leq E(\alpha_*)$. This is the essence of the variational method.

The variational method does not tell us how far above the ground state $E(\alpha_*)$ lies. It would be much better if we could also get a lower bound for E_0 so that we can say for sure that ground state energy sits within a particular range. However, for particles moving in a general potential $V(\mathbf{x})$, the only lower bound that is known is $E_0 > \min V(\mathbf{x})$. Since we're often interested in potentials like $V(\mathbf{x}) \sim -1/r$, which have no lower bound this is not particularly useful.

Despite these limitations, when used cleverly by choosing a set of states $|\psi(\alpha)\rangle$ which are likely to be fairly close to the ground state, the variational method can give remarkably accurate results.

An Example: A Quartic Potential

Consider a particle moving in one-dimension in a quartic potential. The Hamiltonian, written in units where everything is set to one, is

$$H = -\frac{d^2}{dx^2} + x^4$$

Unlike the harmonic oscillator, this problem does not have simple solution. Nonetheless, it is easy to solve numerically where one finds

$$E_0 \approx 1.06$$

Let's see how close we get with the variational method. We need to cook up a trial wavefunction which we think might look something like the true ground state. The potential is shown on the right and, on general grounds, the ground state wavefunction should have support where the potential is smallest; an example is shown in orange. All we need to do is write down a function which has vaguely this shape. We will take

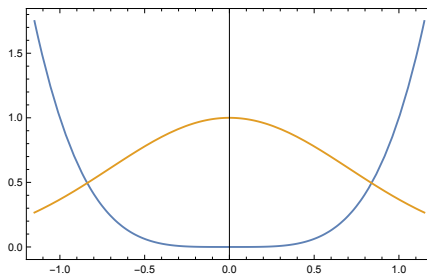


Figure 1:

$$\psi(x; \alpha) = \left(\frac{\alpha}{\pi}\right)^{1/4} e^{-\alpha x^2/2}$$

where the factor in front ensures that this wavefunction is normalised. You can check that this isn't an eigenstate of the Hamiltonian. But it does have the expected crude features of the ground state: e.g. it goes up in the middle and has no nodes. (Indeed, it's actually the ground state of the harmonic oscillator). The expected energy is

$$E(\alpha) = \sqrt{\frac{\alpha}{\pi}} \int dx (\alpha - \alpha^2 x^2 + x^4) e^{-\alpha x^2} = \frac{\alpha}{2} + \frac{3}{4\alpha^2}$$

The minimum value occurs at $\alpha_*^3 = 3$, giving

$$E(\alpha_*) \approx 1.08$$

We see that our guess does pretty well, getting within 2% of the true value. You can try other trial wavefunctions which have the same basic shape and see how they do.

How Accurate is the Variational Method?

Formally, we can see why a clever application of the variational method will give a good estimate of the ground state energy. Suppose that the trial wavefunction which minimizes the energy differs from the true ground state by

$$|\psi(\alpha_*)\rangle = \frac{1}{\sqrt{1 + \epsilon^2}} (|0\rangle + \epsilon|\phi\rangle)$$

where $|\phi\rangle$ is a normalised state, orthogonal to the ground state, $\langle 0|\phi\rangle = 0$, and ϵ is assumed to be small. Then our guess at the energy is

$$E(\alpha_*) = \frac{1}{1 + \epsilon^2} [\langle 0|H|0\rangle + \epsilon(\langle 0|H|\phi\rangle + \langle \phi|H|0\rangle) + \epsilon^2\langle \phi|H|\phi\rangle]$$

Importantly the terms linear in ϵ vanish. This is because $\langle \phi|H|0\rangle = E_0\langle \phi|0\rangle = 0$. We can then expand the remaining terms as

$$E(\alpha_*) = E_0 + \epsilon^2 (\langle \phi|H|\phi\rangle - E_0) + \mathcal{O}(\epsilon^2)$$

This means that if the difference from the true ground state is $\mathcal{O}(\epsilon)$, then the difference from the ground state energy is $\mathcal{O}(\epsilon^2)$. This is the reason that the variational method often does quite well.

Nonetheless, one flaw with the variational method is that unless someone tells us the true answer, we have no way of telling how good our approximation is. Or, in the language above, we have no way of estimating the size of ϵ . Despite this, we will see below that there are some useful things we can do with it.

2.1.2 An Example: The Helium Atom

One important application of quantum mechanics is to explain the structure of atoms. Here we will look at two simple approaches to understand an atom with two electrons. This atom is helium.

The Hamiltonian for two electrons, each of charge $-e$, orbiting a nucleus of charge Ze is

$$H = \frac{\mathbf{p}_1^2}{2m} - \frac{Ze^2}{4\pi\epsilon_0} \frac{1}{r_1} + \frac{\mathbf{p}_2^2}{2m} - \frac{Ze^2}{4\pi\epsilon_0} \frac{1}{r_2} + \frac{e^2}{4\pi\epsilon_0} \frac{1}{|\mathbf{x}_1 - \mathbf{x}_2|} \quad (2.1)$$

For helium, $Z = 2$ but, for reasons that will become clear, we will leave it arbitrary and only set it to $Z = 2$ at the end of the calculation.

If we ignore the final term, then this Hamiltonian is easy to solve: it simply consists of two independent copies of the hydrogen atom. The eigenstates would be

$$\Psi(\mathbf{x}_1, \mathbf{x}_2) = \psi_{n_1, l_1, m_1}(\mathbf{x}_1) \psi_{n_2, l_2, m_2}(\mathbf{x}_2)$$

where $\psi_{n, l, m}(r)$ are the usual energy eigenstates of the hydrogen atom. We should remember that the electrons are fermions so we can't put them in the same state. However, electrons also have a spin degree of freedom which we have neglected above. This means that two electrons can have the same spatial wavefunction as long as one is spin up and the other spin down.

Ignoring the interaction term between electrons gives the energy

$$E = -Z^2 \left(\frac{1}{n_1^2} + \frac{1}{n_2^2} \right) Ry \quad (2.2)$$

where Ry is the *Rydberg constant*, given by

$$Ry = \frac{me^4}{32\pi^2\epsilon_0^2\hbar^2} \approx 13.6 \text{ eV}$$

Setting $Z = 2$ and $n_1 = n_2 = 1$, this very naive approach suggests that the ground state of helium has energy $E_0 = -8 Ry \approx -109 \text{ eV}$. The true ground state of helium turns out to have energy

$$E_0 \approx -79.0 \text{ eV} \quad (2.3)$$

Our task is to find a method to take into account the final, interaction term between electrons in (2.1) and so get closer to the true result (2.3) Here we try two alternatives.

Perturbation Theory

Our first approach is to treat the Coulomb energy between two electrons as a perturbation on the original problem. Before proceeding, there is a question that we should always ask in perturbation theory: what is the small, dimensionless parameter that ensures that the additional term is smaller than the original terms?

For us, we need a reason to justify why the last term in the Hamiltonian (2.1) is likely to be smaller than the other two potential terms. All are due to the Coulomb force, so come with a factor of $e^2/4\pi\epsilon_0$. But the interactions with the nucleus also come with a factor of Z . This is absent in the electron-electron interaction. This, then, is what we hang our hopes on: the perturbative expansion will be an expansion in $1/Z$. Of course, ultimately we will set $1/Z = 1/2$ which is not a terribly small number. This might give us concern that perturbation theory will not be very accurate for this problem.

We now place each electron in the usual hydrogen ground state $\psi_{1,0,0}(\mathbf{x})$, adapted to general Z

$$\psi_{1,0,0}(\mathbf{x}) = \sqrt{\frac{Z^3}{\pi a_0^3}} e^{-Zr/a_0} \quad (2.4)$$

where a_0 is the Bohr radius, defined as

$$a_0 = \frac{4\pi\epsilon_0\hbar^2}{me^2} \approx 5 \times 10^{-11} \text{ m}$$

To leading order, the shift of the ground state energy is given by the standard result of first order perturbation theory,

$$\Delta E = \frac{e^2}{4\pi\epsilon_0} \int d^3x_1 d^3x_2 \frac{|\psi_{1,0,0}(\mathbf{x}_1)|^2 |\psi_{1,0,0}(\mathbf{x}_2)|^2}{|\mathbf{x}_1 - \mathbf{x}_2|}$$

We need to compute this integral.

The trick is to pick the right coordinate system. We will work in spherical polar coordinates for both particles. However, we will choose the z axis for the second particle to lie along the direction \mathbf{x}_1 set by the first particle. The advantage of this choice is that the angle θ between the two particles coincides with the polar angle θ_2 for the second particle. In particular, the separation between the two particles can be written as

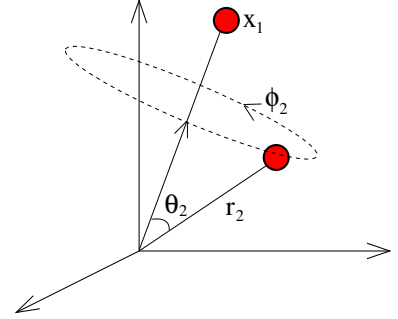


Figure 2:

$$|\mathbf{x}_1 - \mathbf{x}_2| = \sqrt{(\mathbf{x}_1 - \mathbf{x}_2)^2} = \sqrt{r_1^2 + r_2^2 - 2r_1r_2 \cos \theta_2}$$

In these coordinates, it is simple to do the integration over the angular variables for the first particle, and over ϕ_2 for the second. The shift in the energy then becomes

$$\begin{aligned} \Delta E &= \frac{8\pi^2 e^2}{4\pi\epsilon_0} \left(\frac{Z^3}{\pi a_0^3} \right)^2 \int dr_1 r_1^2 e^{-2Zr_1/a_0} \int dr_2 r_2^2 e^{-2Zr_2/a_0} \\ &\quad \times \int_{-1}^{+1} d(\cos \theta_2) \frac{1}{\sqrt{r_1^2 + r_2^2 - 2r_1r_2 \cos \theta_2}} \\ &= -\frac{2\pi e^2}{\epsilon_0} \left(\frac{Z^3}{\pi a_0^3} \right)^2 \int dr_1 r_1^2 e^{-2Zr_1/a_0} \int dr_2 r_2^2 e^{-2Zr_2/a_0} \frac{\sqrt{(r_1 - r_2)^2} - \sqrt{(r_1 + r_2)^2}}{r_1 r_2} \\ &= -\frac{2\pi e^2}{\epsilon_0} \left(\frac{Z^3}{\pi a_0^3} \right)^2 \int dr_1 r_1^2 e^{-2Zr_1/a_0} \int dr_2 r_2^2 e^{-2Zr_2/a_0} \frac{|r_1 - r_2| - |r_1 + r_2|}{r_1 r_2} \end{aligned}$$

Those modulus signs are a little odd, but easily dealt with. Because the integral is symmetric in r_1 and r_2 , the regime $r_1 > r_2$ must give the same result as the regime $r_1 < r_2$. We can then focus on one of these regimes — say $r_1 > r_2$ where $|r_1 - r_2| - |r_1 + r_2| = -2r_2$ — and just double our result. We have

$$\begin{aligned}\Delta E &= \frac{8\pi e^2}{\epsilon_0} \left(\frac{Z^3}{\pi a_0^3}\right)^2 \int_{r_2}^{\infty} dr_1 r_1 e^{-2Zr_1/a_0} \int_0^{\infty} dr_2 r_2^2 e^{-2Zr_2/a_0} \\ &= \frac{8\pi e^2}{\epsilon_0} \left(\frac{Z^3}{\pi a_0^3}\right)^2 \int_0^{\infty} dr_2 r_2^2 \left(\frac{a_0 r_2}{2Z} + \frac{a_0^2}{4Z^2}\right) e^{-4Zr_2/a_0} \\ &= \frac{5}{8} \frac{Ze^2}{4\pi\epsilon_0 a_0} = \frac{5Z}{4} Ry\end{aligned}$$

Using first order perturbation, we find that the ground state energy of helium is

$$E_0 \approx E + \Delta E = \left(-2Z^2 + \frac{5Z}{4}\right) Ry \approx -74.8 \text{ eV}$$

This is much closer to the correct value of $E_0 \approx -79 \text{ eV}$. In fact, given that our perturbative expansion parameter is $1/Z = 1/2$, it's much better than we might have anticipated.

The Variational Method

We'll now try again, this time using the variational method. For our trial wavefunction we pick $\Psi(\mathbf{x}_1, \mathbf{x}_2) = \psi(\mathbf{x}_1)\psi(\mathbf{x}_2)$ where

$$\psi(\mathbf{x}; \alpha) = \sqrt{\frac{\alpha^3}{\pi a_0^3}} e^{-\alpha r/a_0} \quad (2.5)$$

This is almost the same as the hydrogen ground state (2.4) that we worked with above. The only difference is that we've replaced the atomic number Z with a general parameter α that we will allow to vary. We can tell immediately that this approach must do at least as well at estimating the ground state energy because setting $\alpha = Z$ reproduces the results of first order perturbation theory.

The expectation of the energy using our trial wavefunction is

$$E(\alpha) = \int d^3x_1 d^3x_2 \psi^*(\mathbf{x}_1)\psi^*(\mathbf{x}_2) H\psi(\mathbf{x}_1)\psi(\mathbf{x}_2)$$

with H the differential operator given in (2.1). Now we have to evaluate all terms in the Hamiltonian afresh. However, there is a trick we can use. We know that (2.5) is the ground state of the Hamiltonian

$$H_\alpha = \frac{\mathbf{p}^2}{2m} - \frac{\alpha e^2}{4\pi\epsilon_0 r}$$

where we've replaced Z by α in the second term. With this observation, we write the helium Hamiltonian (2.1) as

$$H = H_\alpha(\mathbf{p}_1, \mathbf{r}_1) + H_\alpha(\mathbf{p}_2, \mathbf{r}_2) + \frac{e^2}{4\pi\epsilon_0} \left[(\alpha - Z) \left(\frac{1}{r_1} + \frac{1}{r_2} \right) + \frac{1}{|\mathbf{x}_1 - \mathbf{x}_2|} \right]$$

Written in this way, the expected energy becomes

$$E(\alpha) = -2\alpha^2 Ry + \frac{e^2}{4\pi\epsilon_0} \left[2(\alpha - Z) \int d^3x \frac{|\psi(\mathbf{x})|^2}{r} + \int d^3x_1 d^3x_2 \frac{|\psi(\mathbf{x}_1)|^2 |\psi(\mathbf{x}_2)|^2}{|\mathbf{x}_1 - \mathbf{x}_2|} \right]$$

Here, the first term comes from the fact that our trial wavefunction is the ground state of H_α with ground state energy given by (2.2). We still need to compute the integrals in the second and third term. But both of these are straightforward. The first is

$$\int d^3x \frac{|\psi(\mathbf{x})|^2}{r} = 4\pi \frac{\alpha^3}{\pi a_0^3} \int dr r e^{-2\alpha r/a_0} = \frac{\alpha}{a_0}$$

Meanwhile, the final integral is the same as we computed in our perturbative calculation. It is

$$\int d^3x_1 d^3x_2 \frac{|\psi(\mathbf{x}_1)|^2 |\psi(\mathbf{x}_2)|^2}{|\mathbf{x}_1 - \mathbf{x}_2|} = \frac{5\alpha}{8a_0}$$

Putting this together, we have

$$E(\alpha) = \left(-2\alpha^2 + 4(\alpha - Z)\alpha + \frac{5}{4}\alpha \right) Ry$$

This is minimized for $\alpha_\star = Z - 5/16$. The minimum value of the energy is then

$$E(\alpha_\star) = -2 \left(Z - \frac{5}{16} \right)^2 Ry \approx -77.5 eV \quad (2.6)$$

We see that this is somewhat closer to the true value of $E_0 \approx -79.0 eV$.

There's one last bit of physics hidden in this calculation. The optimum trial wavefunction that we ended up using was that of an electron orbiting a nucleus with charge $(Z - 5/16)e$, rather than charge Ze . This has a nice interpretation: the charge of the nucleus is screened by the presence of the other electron.

2.1.3 Do Bound States Exist?

There is one kind of question where variational methods can give a definitive answer. This is the question of the existence of bound states.

Consider a particle moving in a localised potential $V(\mathbf{x})$, such that $V(\mathbf{x}) \rightarrow 0$ as $x \rightarrow \infty$. A bound state is an energy eigenstate with $E < 0$. For some potentials, there exist an infinite number of bound states; the Coulomb potential $V = 1/r$ in three dimensions is a familiar example. For other potentials there will be only a finite number. And for some potentials there will be none. How can we tell what properties a given potential has?

Clearly the variational method can be used to prove the existence of a bound state. All we need to do is exhibit a trial wavefunction which has $E < 0$. This then ensures that the true ground state also has $E_0 < 0$.

An Example: The Hydrogen Anion

A hydrogen anion H^- consists of a single proton, with two electrons in its orbit. But does a bound state of two electrons and a proton exist?

The Hamiltonian for H^- is the same as that for helium, (2.1), but now with $Z = 1$. This means that we can import all the calculations of the previous section. In particular, our variational method gives a minimum energy (2.6) which is negative when we set $Z = 1$. This tells us that a bound state of two electrons and a proton does indeed exist.

An Example: The Yukawa Potential

The Yukawa potential in three dimensions takes the form

$$V(r) = -A \frac{e^{-\lambda r}}{r} \quad (2.7)$$

For $A > 0$, this is an attractive potential. Note that if we set $\lambda = 0$, this coincides with the Coulomb force. However, for $\lambda \neq 0$ the Yukawa force drops off much more quickly.

The Yukawa potential arises in a number of different places in physics. Here are two examples:

- In a metal, electric charge is *screened*. This was described in Section 7.7 of the lecture notes on [Electromagnetism](#). This causes the Coulomb potential to be replaced by the Yukawa potential.
- The strong nuclear force between a proton and a neutron is complicated. However, at suitably large distances it is well approximated by the Yukawa potential, with r the relative separation of the proton and neutron. Indeed, this is the context in which Yukawa first suggested his potential. Thus the question of whether (2.7) admits a bound state is the question of whether a proton and neutron can bind together.

A spoiler: the hydrogen atom has stable isotope known as deuterium. Its nucleus, known as the deuteron, consists of a proton and neutron. Thus, experiment tells us that a bound state must exist. We'd like to understand this theoretically, if only to be sure that the experiments aren't wrong!

The Hamiltonian is

$$H = -\frac{\hbar^2}{2m}\nabla^2 + V(r)$$

In the context of deuterium, r is the distance between the proton and neutron so m should really be interpreted as the reduced mass $m = m_p m_n / (m_p + m_n) \approx m_p / 2$. We will work with a familiar trial wavefunction,

$$\psi(\mathbf{x}; \alpha) = \sqrt{\frac{\alpha^3}{\pi}} e^{-\alpha r}$$

This is the ground state of the hydrogen atom. The factor in front ensures that the wavefunction is normalised: $\int d^3x |\psi|^2 = 1$. A short calculation shows that the expected energy is

$$E(\alpha) = \frac{\hbar^2 \alpha^2}{2m} - \frac{4A\alpha^3}{(\lambda + 2\alpha)^2}$$

It's easy to check that there is a value of α for which $E(\alpha) < 0$ whenever

$$\lambda < \frac{Am}{\hbar^2}$$

This guarantees that the Yukawa potential has a bound state when the parameters lie within this regime. We cannot, however, infer the converse: this method doesn't tell us whether there is a bound state when $\lambda > Am/\hbar^2$.

It turns out that for λ suitably large, bound states do cease to exist. The simple variational method above gets this qualitative bit of physics right, but it does not do so well in estimating the bound. Numerical results tell us that there should be a bound state whenever $\lambda \lesssim 2.4Am/\hbar^2$.

Bound States and The Virial Theorem

There is a connection between these ideas and the virial theorem. Let's first remind ourselves what the virial theorem is in this context. Suppose that we have a particle in d dimensions, moving in the potential

$$V(\mathbf{x}) = Ar^n \tag{2.8}$$

This means that the potential scales as $V(\lambda\mathbf{x}) = \lambda^n V(\mathbf{x})$. We will assume that there is a normalised ground state with wavefunction $\psi_0(\mathbf{x})$.

The ground state energy is

$$E_0 = \int d^d \mathbf{x} \frac{\hbar^2}{2m} |\nabla \psi_0(\mathbf{x})|^2 + V(\mathbf{x}) |\psi_0(\mathbf{x})|^2 \equiv \langle T \rangle_0 + \langle V \rangle_0$$

Now consider the trial wavefunction $\psi(\mathbf{x}) = \alpha^{d/2} \psi_0(\alpha \mathbf{x})$, where the prefactor ensures that $\psi(\mathbf{x})$ continues to be normalised. From the scaling property of the potential (2.8), it is simple to show that

$$E(\alpha) = \alpha^2 \langle T \rangle_0 + \alpha^{-n} \langle V \rangle_0$$

The minimum of $E(\alpha)$ is at

$$\frac{dE}{d\alpha} = 2\alpha \langle T \rangle_0 - n\alpha^{-n+1} \langle V \rangle_0 = 0$$

But this minimum must sit at $\alpha = 1$ since, by construction, this is the true ground state. We learn that for the homogeneous potentials (2.8), we have

$$2\langle T \rangle_0 = n\langle V \rangle_0 \tag{2.9}$$

This is the *virial theorem*.

Let's now apply this to our question of bound states. Here are some examples:

- $V \sim -1/r$: This is the Coulomb potential. The virial theorem tells us that $E_0 = \langle T \rangle_0 + \langle V \rangle_0 = -\langle T \rangle_0 < 0$. In other words, we proved what we already know: the Coulomb potential has bound states.

There's a subtlety here. Nowhere in our argument of the virial theorem did we state that the potential (2.8) has $A < 0$. Our conclusion above would seem to hold for $A > 0$, yet this is clearly wrong: the repulsive potential $V \sim +1/r$ has no bound states. What did we miss? Well, we assumed right at the beginning of the argument that the ground state ψ_0 was normalisable. For repulsive potentials like $V \sim 1/r$ this is not true: all states are asymptotically plane waves of the form $e^{i\mathbf{k}\cdot\mathbf{x}}$. The virial theorem is not valid for repulsive potentials of this kind.

- $V \sim -1/r^3$: Now the virial theorem tells us that $E_0 = \frac{1}{3}\langle T \rangle_0 > 0$. This is actually a contradiction! In a potential like $V \sim 1/r^3$, any state with $E > 0$ is non-normalisable since it mixes with the asymptotic plane waves. It must be that this potential has no localised states.

This result might seem surprising. Any potential $V \sim -r^n$ with $n \leq -3$ descends steeply at the origin and you might think that this makes it efficient at trapping particles there. The trouble is that it is too efficient. The kinetic energy of the particle is not sufficient to hold it up at some finite distance, and the particle falls towards the origin. Such potentials have no bound states.

Bound States in One Dimension

There is an exact and rather pretty result that holds for particles moving in one-dimension. Consider a particle moving in a potential $V(x)$ such that $V(x) = 0$ for $|x| > L$. However, when $|x| < L$, the potential can do anything you like: it can be positive or negative, oscillate wildly or behave very calmly.

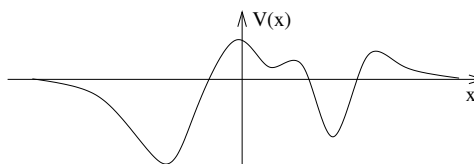


Figure 3: Does a bound state exist?

Theorem: A bound state exists whenever $\int dx V(x) < 0$. In other words, a bound state exists whenever the potential is "mostly attractive".

Proof: We use the Gaussian variational ansatz

$$\psi(x; \alpha) = \left(\frac{\alpha}{\pi}\right)^{1/4} e^{-\alpha x^2/2}$$

Then we find

$$E(\alpha) = \frac{\hbar^2 \alpha}{4m} + \sqrt{\frac{\alpha}{\pi}} \int_{-\infty}^{\infty} dx V(x) e^{-\alpha x^2}$$

where the $\hbar^2 \alpha / 4m$ term comes from the kinetic energy. The trick is to look at the function

$$\frac{E(\alpha)}{\sqrt{\alpha}} = \frac{\hbar^2 \sqrt{\alpha}}{4m} + \frac{1}{\sqrt{\pi}} \int_{-\infty}^{\infty} dx V(x) e^{-\alpha x^2}$$

This is a continuous function of α . In the limit $\alpha \rightarrow 0$, we have

$$\frac{E(\alpha)}{\sqrt{\alpha}} \rightarrow \frac{1}{\sqrt{\pi}} \int_{-\infty}^{\infty} dx V(x)$$

If $\int dx V(x) < 0$ then $\lim_{\alpha \rightarrow 0} E(\alpha) / \sqrt{\alpha} < 0$ and, by continuity, there must be some small $\alpha > 0$ for which $E(\alpha) < 0$. This ensures that a bound state exists. \square

Once again, the converse to this statement does not hold. There are potentials with $\int dx V(x) > 0$ which do admit bound states.

You may wonder if we can extend this result to higher dimensions. It turns out that there is an analogous statement in two dimensions¹. However, in three dimensions or higher there is no such statement. In that case, if the potential is suitably shallow there are no bound states.

2.1.4 An Upper Bound on Excited States

So far, we've focussed only on approximating the energy of the ground state. Can we also use the variational method to give a bound on the energy of excited states?

This is rather more tricky. We can make progress if we know the ground state $|0\rangle$ exactly. In this case, we construct a trial wavefunction $|\psi(\alpha)\rangle$ that is orthogonal to the ground state,

$$\langle\psi(\alpha)|0\rangle = 0 \quad \text{for all } \alpha \quad (2.10)$$

Now we can simply rerun our arguments of Section 2.1.1. The minimum of $E(\alpha) = \langle\psi(\alpha)|H|\psi(\alpha)\rangle$ provides an upper bound on the energy E_1 of the first excited state.

In principle, we could then repeat this argument. Working with a trial wavefunction that is orthogonal to both $|0\rangle$ and $|1\rangle$ will provide an upper bound on the energy E_2 of the second excited state.

In practice, this approach is not much use. Usually, if we're working with the variational method then it's because we don't have an exact expression for the ground state, making it difficult to construct a trial wavefunction obeying (2.10). If all we have is an approximation to the ground state, this is no good at all in providing a bound for excited states.

There is, however, one situation where we can make progress: this is if our Hamiltonian has some symmetry or, equivalently, some other conserved quantity. If we know the quantum number of the ground state under this symmetry then we can guarantee (2.10) by constructing our trial wavefunction to have a different quantum number.

An Example: Parity and the Quartic Potential

For a simple example of this, let's return to the quartic potential of Section 2.1.1. The Hamiltonian is

$$H = -\frac{d^2}{dx^2} + x^4$$

¹More details can be found in the paper by Barry Simon, “*The bound state of weakly coupled Schrödinger operators in one and two dimensions*”, Ann. Phys. 97, 2 (1976), which you can [download here](#).

This Hamiltonian is invariant under parity, mapping $x \rightarrow -x$. The true ground state must be even under parity. We can therefore construct a class of trial wavefunctions for the first excited state which are odd under parity. An obvious choice is

$$\psi(x; \alpha) = \left(\frac{4\alpha^3}{\pi}\right)^{1/4} x e^{-\alpha x^2/2}$$

Churning through some algebra, one finds that the minimum energy using this wavefunction is

$$E(\alpha_*) \approx 3.85$$

The true value is $E_1 \approx 3.80$.

2.2 WKB

The WKB approximation is a method for solving the one-dimensional Schrödinger equation. The approximation is valid in situations where the potential changes slowly compared to the de Broglie wavelength $\lambda = 2\pi\hbar/p$ of the particle. The basic idea is that the wavefunction will be approximately that of a free particle, but with an amplitude and phase that vary to compensate the changes in the potential.

The method is named after the physicists Wentzel, Kramers and Brillouin. It is sometimes called the WKBJ approximation, with Harold Jeffreys' name tagged on the end to recognise the fact that he discovered before any of the other three. The main applications of the method are in estimating bound state energies and computing tunnelling rates.

2.2.1 The Semi-Classical Expansion

Before we jump into the quantum problem, let's build some classical intuition. Suppose that a one-dimensional potential $V(x)$ takes the form shown on the left-hand figure below. A classical particle with energy E will oscillate backwards and forwards, with momentum given by

$$p(x) \equiv \hbar k(x) \equiv \left(2m(E - V(x))\right)^{1/2} \quad (2.11)$$

Clearly, the particle only exists in the regions where $E \geq V(x)$. At the points where $E = V(x)$, it turns around and goes back the other way.

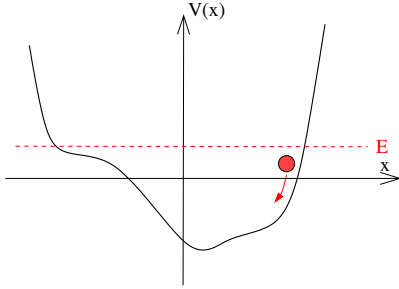


Figure 4: The classical state.

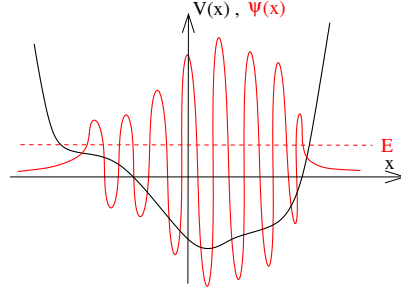


Figure 5: The quantum state.

Now let's think about a quantum particle. Suppose that the potential varies slowly. This means that if we zoom into some part of the figure then the potential will be approximately constant. We may imagine that in this part of the potential, we can approximate the wavefunction by the plane wave $\psi(x) \sim e^{ip(x)x}$. However, the wavefunction also spreads beyond the region where the classical particle can reach. Here $E < V(x)$ and so, taken at face value, (2.11) tells us that $p(x)$ becomes purely imaginary. This means that the ansatz $\psi(x) \sim e^{ip(x)x}$ will lead to an exponentially decaying tail of the wavefunction (at least if we pick the minus sign correctly). But that's exactly what we expect the wavefunction to do in this region.

These ideas form the basis of the WKB approximation. Our goal now is to place them on a more systematic footing. To this end, consider the one-dimensional time-independent Schrödinger equation

$$-\frac{\hbar^2}{2m} \frac{d^2\psi}{dx^2} + V(x)\psi = E\psi$$

It will prove useful to write this as

$$\frac{d^2\psi}{dx^2} + \frac{2m}{\hbar^2} (E - V(x)) \psi = 0$$

Motivated by our discussion above, we will look for solutions of the form

$$\psi(x) = e^{iW(x)/\hbar}$$

Plugging this ansatz into the Schrödinger equation leaves us with the differential equation

$$i\hbar \frac{d^2W}{dx^2} - \left(\frac{dW}{dx} \right)^2 + p(x)^2 = 0 \quad (2.12)$$

where the classical momentum $p(x)$ defined in (2.11) makes an appearance.

The plane wave solutions arise when $W(x) = \hbar kx$, in which case the second derivative in (2.12) vanishes. Here we'll look for solutions where this second derivative is merely small, meaning

$$\hbar \left| \frac{d^2 W}{dx^2} \right| \ll \left| \frac{dW}{dx} \right|^2 \quad (2.13)$$

We refer to this as the *semi-classical* limit.

Roughly speaking, (2.13) can be thought of as the $\hbar \rightarrow 0$ limit. Indeed, mathematically, it makes sense to attempt to solve (2.12) using a power series in \hbar . As physicists, this should makes us squirm a little as \hbar is dimensionful, and so can't be "small". But we'll first solve the problem and then get a better understanding of when the solution is valid. For these purposes, we treat $p(x)$ as the background potential which we will take to be $\mathcal{O}(\hbar^0)$. We expand our solution as

$$W(x) = W_0(x) + \hbar W_1(x) + \hbar^2 W_2(x) + \dots$$

Plugging this ansatz into (2.12) gives

$$\left[-W_0'(x)^2 + p(x)^2 \right] + \hbar \left[iW_0''(x) - 2W_0'(x)W_1'(x) \right] + \mathcal{O}(\hbar^2) = 0$$

We see that we can now hope to solve these equations order by order in \hbar . The first is straightforward,

$$W_0'(x) = \pm p(x) \quad \Rightarrow \quad W_0(x) = \pm \int^x dx' p(x')$$

This is actually something that arises also in classical mechanics: it is the *Hamilton-Jacobi function*. More details can be found in Sections 4.7 and 4.8 of the lecture notes on [Classical Dynamics](#).

At $\mathcal{O}(\hbar)$, we have

$$W_1'(x) = \frac{i}{2} \frac{W_0''(x)}{W_0'(x)} = \frac{i}{2} \frac{p'(x)}{p(x)} \quad \Rightarrow \quad W_1(x) = \frac{i}{2} \log p(x) + c$$

for some constant c . Putting these together gives us the WKB approximation to the wavefunction,

$$\psi(x) \approx \frac{A}{\sqrt{p(x)}} \exp\left(\pm \frac{i}{\hbar} \int^x dx' p(x')\right) \quad (2.14)$$

The probability of finding a particle at x is, of course, $|\psi(x)|^2 \sim 1/p(x)$. This is intuitive: the probability of finding a particle in some region point should be proportional to how long it spends there which, in turn, is inversely proportional to its momentum.

Validity of WKB

Before moving on, let's try to get a better feeling for the validity of the WKB approximation. To leading order, our requirement (2.13) reads

$$\hbar \left| \frac{dp}{dx} \right| \ll |p(x)|^2 \quad \Rightarrow \quad \frac{1}{2\pi} \frac{d\lambda}{dx} \ll 1$$

where $\lambda = 2\pi\hbar/p$ is the de Broglie wavelength. This is the statement that the de Broglie wavelength of the particle does not change considerably over distances comparable to its wavelength.

Alternatively, we can phrase this as a condition on the potential. Using (2.11), we have

$$\lambda(x) \left| \frac{dV}{dx} \right| \ll 4\pi \times \frac{|p(x)|^2}{2m}$$

which roughly says that the change of the potential energy over a de Broglie wavelength should be much less than the kinetic energy (with the factor of 4π giving an order of magnitude in leniency.)

The Need for a Matching Condition

Let's take a slowly varying potential. We want to find a solution to the Schrödinger equation with some energy E .

The WKB approximation does provides a solution in regions where $E \gg V(x)$ and, correspondingly, $p(x)$ is real. This is the case in the middle of the potential, where the wavefunction oscillates. The WKB approximation also provides a solutions when $E \ll V(x)$, where $p(x)$ is imaginary. This is the case to the far left and far right, where the wavefunction suffers either exponential decay or growth

$$\psi(x) \approx \frac{A}{2m(V(x) - E)^{1/4}} \exp\left(\pm \frac{1}{\hbar} \int^x dx' \sqrt{2m(V(x') - E)}\right)$$

The choice of \pm is typically fixed by normalisability requirements.

But what happens in the region near $E = V(x)$? Here the WKB approximation is never valid and the putative wavefunction (2.14) diverges because $p(x) = 0$. What to do?

The point x_0 where $p(x_0) = 0$ is the classical turning point. The key idea that makes the WKB approximation work is *matching*. This means that we use the WKB approximation where it is valid. But in the neighbourhood of any turning point we will instead find a different solution. This will then be matched onto our WKB solution.

So what is the Schrödinger equation that we want to solve in the vicinity of x_0 ? We expand the potential energy, keeping only the linear term

$$V(x) \approx E + C(x - x_0) + \dots$$

The Schrödinger equation is then

$$-\frac{\hbar^2}{2m} \frac{d^2\psi}{dx^2} + C(x - x_0)\psi = 0 \quad (2.15)$$

We will solve this Schrödinger equation exactly, and then match this solution to the WKB wavefunction (2.14) to the left and right.

2.2.2 A Linear Potential and the Airy Function

The problem of the Schrödinger equation for a linear potential is interesting in its own right. For example, this describes a particle in a constant gravitational field with x the distance above the Earth. (In this case, we would place a hard wall — corresponding to the surface of the Earth — at $x = 0$ by requiring that $\psi(0) = 0$.) Another example involves *quarkonium*, a bound state of a heavy quark and anti-quark. Due to confinement of QCD, these experience a linearly growing potential between them.

For a linear potential $V(x) = Cx$, with C constant, the Schrödinger equation is

$$-\frac{\hbar^2}{2m} \frac{d^2\psi}{dx^2} + Cx\psi = E\psi \quad (2.16)$$

Before proceeding, it's best rescale our variables to absorb all the factors floating around. Define the dimensionless position

$$u = \left(\frac{2mC}{\hbar^2} \right)^{1/3} (x - E/C) \quad (2.17)$$

Then the Schrödinger equation (2.16) becomes

$$\frac{d^2\psi}{du^2} - u\psi = 0 \quad (2.18)$$

This is known as the *Airy equation*. The solution is the *Airy function*, $\psi(u) = \text{Ai}(u)$, which is defined by the somewhat strange looking integral

$$\text{Ai}(u) = \frac{1}{\pi} \int_0^\infty dt \cos\left(\frac{t^3}{3} + ut\right)$$

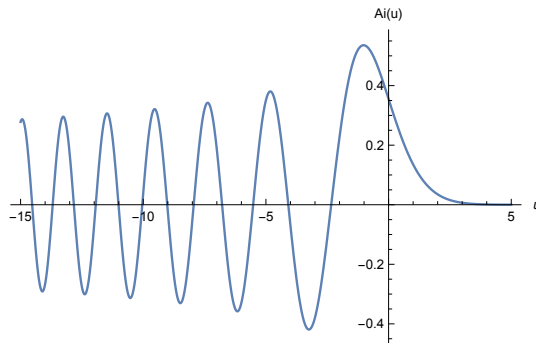


Figure 6: The Airy function.

To check this, note that

$$\begin{aligned} \left(\frac{d^2}{du^2} - u \right) \text{Ai}(u) &= -\frac{1}{\pi} \int_0^\infty dt (t^2 + u) \cos\left(\frac{t^3}{3} + ut\right) \\ &= -\frac{1}{\pi} \int_0^\infty dt \frac{d}{dt} \sin\left(\frac{t^3}{3} + ut\right) \end{aligned}$$

The lower limit of the integral clearly vanishes. The upper limit is more tricky. Heuristically, it vanishes as $\sin t^3$ oscillates more and more quickly as $t \rightarrow \infty$. More care is needed to make a rigorous argument.

A plot of the Airy function is shown in Figure 6. It has the nice property that it oscillates for $u < 0$, but decays exponentially for $u > 0$. Indeed, it can be shown that the asymptotic behaviour is given by

$$\text{Ai}(u) \sim \frac{1}{2} \left(\frac{1}{\pi\sqrt{u}} \right)^{1/2} \exp\left(-\frac{2}{3}u^{3/2}\right) \quad u \gg 0 \quad (2.19)$$

and

$$\text{Ai}(u) \sim \left(\frac{1}{\pi\sqrt{-u}} \right)^{1/2} \cos\left(\frac{2}{3}u\sqrt{-u} + \frac{\pi}{4}\right) \quad u \ll 0 \quad (2.20)$$

This kind of behaviour is what we would expect physically. Tracing through our definitions above, the region $u < 0$ corresponds to $E > V(x)$ and the wavefunction oscillates. Meanwhile, $u > 0$ corresponds to $E < V(x)$ and the wavefunction dies quickly.

The Airy equation (2.18) is a second order differential equation and so must have a second solution. This is known as $\text{Bi}(u)$. It has the property that it diverges as $x \rightarrow \infty$, so does not qualify as a good wavefunction in our problem.

An Aside: Quarkonium

Take a quark and anti-quark and separate them. The quarks generate a field which is associated to the strong nuclear force and is sometimes called the *chromoelectric* field. Just like in Maxwell theory, this field gives rise to a force between the two quarks.

Classically the force between two quarks scales as $V \sim 1/r$, just like the Coulomb force. However, quantum fluctuations of the chromoelectric field dramatically change this behaviour and the chromoelectric field forms a collimated flux tube linking the quarks. A numerical simulation of this effect is shown on the right². The upshot of this is that the potential between two quarks changes from being $V \sim 1/r$ to the form

$$V = Cr \tag{2.21}$$




Figure 7:

This means that, in sharp contrast to other forces, it gets harder and harder to separate quarks. This behaviour is known as *confinement*. The coefficient C is referred to as the *string tension*.

We won't explain here why the potential takes the linear form (2.21). (In fact, you won't find a simple explanation of that anywhere! It's closely related to the Clay millenium prize problem on Yang-Mills theory. A large part of the lecture notes on [Gauge Theory](#) is devoted to an intuitive understanding of how confinement comes about.) Instead we'll just look at the spectrum of states that arises when two quarks experience a linear potential. These states are called *quarkonium*. The Schrödinger equation is

$$-\frac{\hbar^2}{2m} \left(\frac{1}{r^2} \frac{d}{dr} \left(r^2 \frac{d\psi}{dr} \right) - \frac{l(l+1)}{r^2} \psi(r) \right) + Cr\psi(r) = E\psi(r)$$

There is an interesting story about how this spectrum depends on the angular momentum l but, for now, we look at the $l = 0$ sector. Defining $\chi = r\psi$ and the dimensionless coordinate $u = (2mC/\hbar^2)^{1/3}(r - E/C)$ as in (2.17), we see that this once again reduces to the Airy equation, with solutions given by $\chi(u) = \text{Ai}(u)$

So far there is no quantisation of the allowed energy E . This comes from the requirement that $\chi(r = 0) = 0$. In other words,

$$\text{Ai} \left(- \left(\frac{2m}{\hbar^2 C^2} \right)^{1/3} E \right) = 0$$

²This is part of a set of animations of QCD, the theory of the strong force. You can see them at [Derek Leinweber's webpage](#). They're pretty!

The zeros of the Airy function $\text{Ai}(y)$ can be computed numerically. The first few occur at $y = -y_*$, with

$$y_* = 2.34, 4.09, 5.52, 6.79, 7.94, 9.02, \dots$$

The first few energy levels are then $E = (\hbar^2 C^2 / 2m)^{1/3} y_*$.

An Application: Matching the WKB Solution

For us, the main purpose in introducing the Airy function is to put it to work in the WKB approximation. The Airy function solves the Schrödinger equation (2.15) in the vicinity of the turning point x_0 where, comparing to (2.16), we see that we should set $x_0 = E/C$. The asymptotic behaviour (2.19) and (2.20) is exactly what we need to match onto the WKB solution (2.14).

Let's see how this works. First consider $u \ll 0$, corresponding to $x \ll x_0$. Here $E > V(x)$ and we have the oscillatory solution. We want to rewrite this in terms of our original variables. In this region, $V(x) \approx E + C(x - x_0)$, so we can justifiably replace

$$|u| = \left(\frac{2mC}{\hbar^2} \right)^{1/3} (x_0 - x) = \left(\frac{2m}{\hbar^2 C^2} \right)^{1/3} (E - V(x))$$

where we've used our definition of $p(x)$ given in (2.11). In these variables, the asymptotic form of the Airy function (2.20) is given by

$$\text{Ai}(x) \sim \left(\frac{(2mC\hbar)^{1/3}}{\pi \sqrt{2m(E - V(x))}} \right)^{1/2} \cos \left(\frac{1}{\hbar} \int_{x_0}^x dx' \sqrt{2m(E - V(x'))} + \frac{\pi}{4} \right) \quad (2.22)$$

This takes the same oscillatory form as the WKB solution (2.14). The two solutions can be patched together simply by picking an appropriate normalisation factor and phase for the WKB solution.

Similarly, in the region $u \gg 0$, the exponentially decaying form of the Airy function (2.19) can be written as

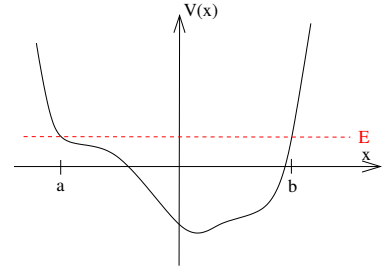
$$\text{Ai}(x) \sim \frac{1}{2} \left(\frac{(2mC\hbar)^{1/3}}{\pi \sqrt{2m(V(x) - E)}} \right)^{1/2} \exp \left(-\frac{1}{\hbar} \int_{x_0}^x dx' \sqrt{2m(V(x') - E)} \right) \quad (2.23)$$

This too has the same form as the exponentially decaying WKB solution (2.14).

This, then, is how we piece together solutions. In regions where $E > V(x)$, the WKB approximation gives oscillating solutions. In regimes where $E < V(x)$, it gives exponentially decaying solutions. The Airy function interpolates between these two regimes. The following examples describes this method in practice.

2.2.3 Bound State Spectrum

As an example of this matching, let's return to the potential shown on the right. Our goal is to compute the spectrum of bound states. We first split the potential into three regions where the WKB approximation can be trusted:



- Region 1 $x \ll a$
- Region 2 $a \ll x \ll b$
- Region 3 $x \gg b$

Figure 8:

We'll start in the left-most Region 1. Here the WKB approximation tells us that the solution dies exponentially as

$$\psi_1(x) \approx \frac{A}{(2m(V(x) - E))^{1/4}} \exp\left(-\int_x^a dx' \sqrt{2m(V(x') - E)}\right)$$

As we approach $x = a$, the potential takes the linear form $V(x) \approx E + V'(a)(x - a)$ and this coincides with the asymptotic form (2.19) of the Airy function $\text{Ai}(-u)$. We then follow this Airy function through to Region 2 where the asymptotic form (2.22) tells us that we have

$$\psi_2(x) \approx \frac{2A}{(2m(V(x) - E))^{1/4}} \cos\left(\frac{1}{\hbar} \int_a^x dx' \sqrt{2m(E - V(x'))} - \frac{\pi}{4}\right) \quad (2.24)$$

Note the minus sign in the phase shift $-\pi/4$. This arises because we're working with $\text{Ai}(-u)$. The Airy function takes this form close to $x = a$ where $V(x)$ is linear. But, as we saw above, we can now extend this solution throughout Region 2 where it coincides with the WKB approximation.

We now repeat this procedure to match Regions 2 and 3. When $x \gg b$, the WKB approximation tells us that the wavefunction is

$$\psi_3(x) \approx \frac{A'}{(2m(V(x) - E))^{1/4}} \exp\left(-\int_b^x dx' \sqrt{2m(V(x') - E)}\right)$$

Matching to the Airy function across the turning point $x = b$, we have

$$\psi_2(x) \approx \frac{2A'}{(2m(V(x) - E))^{1/4}} \cos\left(\frac{1}{\hbar} \int_b^x dx' \sqrt{2m(E - V(x'))} + \frac{\pi}{4}\right) \quad (2.25)$$

We're left with two expressions (2.24) and (2.25) for the wavefunction in Region 2. Clearly these must agree. Equating the two tells us that $|A| = |A'|$, but they may differ

by a sign, since this can be compensated by the cos function. Insisting that the two cos functions agree, up to sign, gives us the condition

$$\frac{1}{\hbar} \int_a^x dx' \sqrt{2m(E - V(x'))} - \frac{\pi}{4} = \frac{1}{\hbar} \int_b^x dx' \sqrt{2m(E - V(x'))} + \frac{\pi}{4} + n\pi$$

for some integer n . Rearranging gives

$$\int_a^b dx' \sqrt{2m(E - V(x'))} = \left(n + \frac{1}{2}\right) \hbar\pi \quad (2.26)$$

To complete this expression, we should recall what we mean by a and b . For a given energy E , these are the extreme values of the classical trajectory where $p(x) = 0$. In other words, we can write $a = x_{\min}$ and $b = x_{\max}$. If we write our final expression in terms of the momentum $p(x)$, it takes the simple form

$$\int_{x_{\min}}^{x_{\max}} dx' p(x') = \left(n + \frac{1}{2}\right) \hbar\pi \quad (2.27)$$

An Example: The Harmonic Oscillator

To illustrate this, let's look at an example that we all know and love: the harmonic oscillator with $V(x) = m^2\omega^2x^2$. The quantisation condition (2.26) becomes

$$\int_{x_{\min}}^{x_{\max}} dx \sqrt{2m(E - m^2\omega^2x^2)} = \frac{2mE\pi}{m\omega} \frac{\pi}{2} = \left(n + \frac{1}{2}\right) \hbar\pi \quad \Rightarrow \quad E = \left(n + \frac{1}{2}\right) \hbar\omega$$

This, of course, is the exact spectrum of the harmonic oscillator. I should confess that this is something of a fluke. In general, we will not get the exact answer. For most potentials, the accuracy of the answer improves as n increases. This is because the high n are high energy states. These have large momentum and, hence, small de Broglie wavelength, which is where the WKB approximation works best.

2.2.4 Bohr-Sommerfeld Quantisation

The WKB approximation underlies an important piece of history from the pre-Schrödinger era of quantum mechanics. We can rewrite the quantisation condition (2.27) as

$$\oint dx p(x) = \left(n + \frac{1}{2}\right) 2\pi\hbar$$

where \oint means that we take a closed path in phase space which, in this one-dimensional example, is from x_{\min} to x_{\max} and back again. This gives the extra factor of 2 on the right-hand side. You may recognise the left-hand-side as the adiabatic invariant from the [Classical Dynamics](#) lectures. This is a sensible object to quantise as it doesn't change if we slowly vary the parameters of the system.

In the old days of quantum mechanics, Bohr and Sommerfeld introduced an ad-hoc method of quantisation. They suggested that one should impose the condition

$$\oint dx p(x) = 2\pi n\hbar$$

with n an integer. They didn't include the factor of $1/2$. They made this guess because it turns out to correctly describe the spectrum of the hydrogen atom. This too is something of a fluke! But it was an important fluke that laid the groundwork for the full development of quantum mechanics. The WKB approximation provides an a-posteriori justification of the Bohr-Sommerfeld quantisation rule, laced with some irony: they guessed the wrong approximate quantisation rule which, for the system they were interested in, just happened to give the correct answer!

More generally, “Bohr-Sommerfeld quantisation” means packaging up a $2d$ -dimensional phase space of the system into small parcels of volume $(2\pi\hbar)^d$ and assigning a quantum state to each. It is, at best, a crude approximation to the correct quantisation treatment.

2.2.5 Tunnelling out of a Trap

For our final application of the WKB approximation, we look at the problem of tunnelling out of a trap. This kind of problem was first introduced by Gammow as a model for alpha decay.

Consider the potential shown in the figure, with functional form

$$V(x) = \begin{cases} -V_0 & x < R \\ +\alpha/x & x > R \end{cases}$$

We'll think of this as a one-dimensional problem; it is not difficult to generalise to a three dimensions. Here R is to be thought of as the size of the nucleus, V_0 models the nuclear binding energy while, outside the nucleus, the particle feels a Coulomb repulsion. If we take the particle to have charge q (for an alpha particle, this is $q = 2e$) and the nucleus that remains to have charge Ze , we should have

$$\alpha = \frac{Zqe}{4\pi\epsilon_0} \tag{2.28}$$

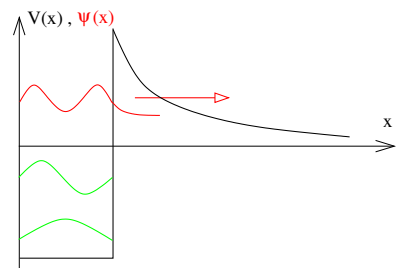


Figure 9:

Any state with $E < 0$ is bound and cannot leave the trap. (These are shown in green in the figure.) But those with $0 < E < \alpha/R$ are bound only classically; quantum mechanics allows them to tunnel through the barrier and escape to infinity. We would like to calculate the rate at which this happens.

In the region $x < R$, the wavefunction has the form

$$\psi_{\text{inside}}(x) = Ae^{ikx} \quad \text{with } E = \frac{\hbar^2 k^2}{2m}$$

After tunnelling, the particle emerges at distance $x = x_*$ defined by $E = \alpha/x_*$. For $x > x_*$, the wavefunction again oscillates, with a form given by the WKB approximation (2.14). However, the amplitude of this wavefunction differs from the value A . The ratio of these two amplitudes determines the tunnelling rate.

To compute this, we patch the two wavefunctions together using the exponentially decaying WKB solution in the region $R < x < x_*$. This gives

$$\psi(x_*) = \psi(R) e^{-S/\hbar}$$

where the exponent is given by the integral

$$S = \int_R^{x_*} dx' \sqrt{2m \left(\frac{\alpha}{x'} - E \right)} \quad (2.29)$$

This integral is particularly simple to compute in the limit $R \rightarrow 0$ where it is given by

$$S = \sqrt{\frac{2m}{E}} \pi \alpha = \frac{2\pi\alpha}{\hbar v}$$

where, in the second equality, we've set the energy of the particle equal to its classical kinetic energy: $E = \frac{1}{2}mv^2$.

The transmission probability T is then given by

$$T = \frac{|\psi(x_*)|^2}{|\psi(R)|^2} = e^{-2S/\hbar} \quad (2.30)$$

This already contains some interesting information. In particular, recalling the definition of α in (2.28), we see that the larger the charge of the nucleus, the less likely the decay.

Usually we discuss the decay of atomic nuclei in terms of lifetimes. We can compute this by adding some simple (semi)-classical ideas to the above analysis. Inside the trap, the particle is bouncing backwards and forwards with velocity

$$v_0 = \sqrt{\frac{2(E + V_0)}{m}}$$

This means that the particle hits the barrier with frequency $\nu = v_0/R$. The decay rate is then $\Gamma = \nu e^{-2S/\hbar}$ and the lifetime is

$$\tau = \frac{R\sqrt{m}}{\sqrt{2(E + V_0)}} e^{2S/\hbar}$$

We didn't really treat the dependence on R correctly above. We set $R = 0$ when evaluating the exponent in (2.29), but retained it in the pre-factor. A better treatment does not change the qualitative results.

One Last Thing...

It is not difficult to extend this to a general potential $V(x)$ as shown in the figure. In all cases, the transmission probability has an exponential fall-off of the form $T \sim e^{-2S/\hbar}$ where S is given by

$$S = \int_{x_0}^{x_1} dx' \sqrt{2m(V(x) - E)} \quad (2.31)$$

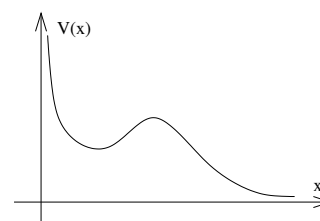


Figure 10:

where the positions x_0 and x_1 are the classical values where $V(x) = E$, so that the integral is performed only over the forbidden region of the potential.

There is a lovely interpretation of this result that has its heart in the path integral formulation of quantum mechanics. Consider the a classical system with the potential $-V(x)$ rather than $+V(x)$. In other words, we turn the potential upside down. The action for such a system is

$$S[x(t)] = \int_{t_0}^{t_1} dt \frac{1}{2} m \dot{x}^2 + V(x)$$

In this auxiliary system, there is a classical solution, $x_{\text{cl}}(t)$ which bounces between the two turning points, so $x_{\text{cl}}(t_0) = x_0$ and $x_{\text{cl}}(t_1) = x_1$. It turns out that the exponent (2.31) is precisely the value of the action evaluated on this solution

$$S = S[x_{\text{cl}}(t)]$$

This result essentially follows from the discussion of Hamilton-Jacobi theory in the [Classical Dynamics](#) lecture notes.

2.3 Changing Hamiltonians, Fast and Slow

You learned in the previous course how to set-up perturbation theory when the Hamiltonian $H(t)$ changes with time. There are, however, two extreme situations where life is somewhat easier. This is when the changes to the Hamiltonian are either very fast, or very slow.

2.3.1 The Sudden Approximation

We start with the fast case. We consider the situation where the system starts with some Hamiltonian H_0 , but then very quickly changes to another Hamiltonian H . This occurs over a small timescale τ .

Of course “very quickly” is relative. We require that the time τ is much smaller than any characteristic time scale of the original system. These time scales are set by the energy splitting, so we must have

$$\tau \ll \frac{\hbar}{\Delta E}$$

If these conditions are obeyed, the physics is very intuitive. The system originally sits in some state $|\psi\rangle$. But the change happens so quickly that the state does not have a chance to respond. After time τ , the system still sits in the same state $|\psi\rangle$. The only difference is that the time dynamics is now governed by H rather than H_0 .

An Example: Tritium

Tritium, ${}^3\text{H}$, is an isotope of hydrogen whose nucleus contains a single proton and two neutrons. It is unstable with a half-life of around 12 years. It suffers beta decay to helium, emitting an electron and anti-neutrino in the process



The electron is emitted with a fairly wide range of energies, whose mean is $E \sim 5.6 \text{ keV}$. Since the mass of the electron is $mc^2 \approx 511 \text{ keV}$, the electron departs with a speed given by $E = \frac{1}{2}mv^2$ (we could use the relativistic formula $E = m\gamma c^2$ but it doesn't affect the answer too much). This is $v \approx 0.15c$. The time taken to leave the atom is then $\tau \approx a_0/v \approx 10^{-19} \text{ s}$ where $a_0 \approx 5 \times 10^{-11} \text{ m}$ is the Bohr radius.

We'll initially take the electron in the tritium atom to sit in its ground state. The first excited state has energy difference $\Delta E = \frac{3}{4}E_0 \approx 10 \text{ eV}$, corresponding to a time scale $\hbar/\Delta E \approx 6.5 \times 10^{-17} \text{ s}$. We therefore find $\tau \ll \hbar/\Delta E$ by almost two orders of magnitude. This justifies our use of the sudden approximation.

The electron ground state of the tritium atom is the same as that of hydrogen, namely

$$\psi_0 = \sqrt{\frac{Z^3}{\pi a_0^3}} e^{-Zr/a_0} \quad \text{with } Z = 1$$

After the beta decay, the electron remains in this same state, but this is no longer an energy eigenstate. Indeed, the ground state of helium takes the same functional form, but with $Z = 2$. The probability that the electron sits in the ground state of helium is given by the overlap

$$P = \left| \int d^3x \psi_0^*(\mathbf{x}; Z = 1) \psi_0(\mathbf{x}; Z = 2) \right|^2 = \frac{8^3}{3^6} \approx 0.7$$

We see that 70% of the time the electron remains in the ground state. The rest of the time it sits in some excited state, and subsequently decays down to the ground state.

2.3.2 An Example: Quantum Quench of a Harmonic Oscillator

There are a number of experimental situation where one deliberately make a rapid change to the Hamiltonian. This forces the system away from equilibrium, with the goal of opening a window on interesting dynamics. In this situation, the process of the sudden change of the Hamiltonian is called a *quantum quench*.

As usual, the harmonic oscillator provides a particularly simple example. Suppose that we start with the Hamiltonian

$$H_0 = \frac{p^2}{2m} + \frac{1}{2}m\omega_0^2 x^2 = \hbar\omega_0 \left(a_0^\dagger a_0 + \frac{1}{2} \right)$$

where

$$a_0 = \frac{1}{\sqrt{2m\hbar\omega_0}} (m\omega_0 x + ip)$$

Then, on a time scale $\tau \ll \hbar/\omega_0$, we change the frequency of the oscillator so that the Hamiltonian becomes

$$H = \frac{p^2}{2m} + \frac{1}{2}m\omega^2 x^2 = \hbar\omega \left(a^\dagger a + \frac{1}{2} \right)$$

Clearly the wavefunctions for energy eigenstates are closely related since the change in frequency can be compensated by rescaling x . However, here we would like to answer different questions: if we originally sit in the ground state of H_0 , which state of H do we end up in?

A little bit of algebra shows that we can write the new annihilation operator as

$$a = \frac{1}{\sqrt{2m\omega}}(m\omega x + ip) = \frac{1}{2} \left(\sqrt{\frac{\omega}{\omega_0}} + \sqrt{\frac{\omega_0}{\omega}} \right) a_0 + \frac{1}{2} \left(\sqrt{\frac{\omega}{\omega_0}} - \sqrt{\frac{\omega_0}{\omega}} \right) a_0^\dagger$$

Let's denote the ground state of H_0 by $|\emptyset\rangle$. It obeys $a_0|\emptyset\rangle = 0$. In terms of our new creation and annihilation operators, this state satisfies $(\omega + \omega_0)a|\emptyset\rangle = (\omega - \omega_0)a^\dagger|\emptyset\rangle$. Expanded in terms of the eigenstates $|n\rangle$, $n = 0, 1, \dots$ of H , we find that it involves the whole slew of parity-even excited states

$$|\emptyset\rangle = \sum_{n=0}^{\infty} \alpha_{2n} |2n\rangle \quad \text{with} \quad \alpha_{2n+2} = \sqrt{\frac{2n+1}{2n+2}} \left(\frac{\omega - \omega_0}{\omega + \omega_0} \right) \alpha_{2n}$$

We can also address more detailed questions about the dynamics. Suppose that the quench takes place at time $t = 0$. Working in the Heisenberg picture, we know that

$$\langle \emptyset | x^2(0) | \emptyset \rangle = \frac{\hbar}{2m\omega_0} \quad \text{and} \quad \langle \emptyset | p^2(0) | \emptyset \rangle = \frac{\hbar m \omega_0}{2}$$

The position operator now evolves, governed by the new Hamiltonian H ,

$$x(t) = x(0) \cos(\omega t) + \frac{p(0)}{m\omega} \sin(\omega t)$$

With a little bit of algebra we find that, for $t_2 > t_1$, the positions are correlated as

$$\langle \emptyset | x(t_2)x(t_1) | \emptyset \rangle = \frac{\hbar}{2m\omega} \left[e^{-i\omega(t_2-t_1)} + \frac{(\omega^2 - \omega_0^2) \cos(\omega(t_2 + t_1)) + (\omega - \omega_0)^2 \cos(\omega(t_2 - t_1))}{2\omega\omega_0} \right]$$

The first term is the evolution of an energy eigenstate; this is what we would get if no quench took place. The other terms are due to the quench. The surprise is the existence of the term that depends on $(t_1 + t_2)$. This is not time translationally invariant, even though both times are measured after $t = 0$. This means that the state carries a memory of the traumatic event that happened during the quench.

2.3.3 The Adiabatic Approximation

We now turn to the opposite limit, when the Hamiltonian changes very slowly. Here “slow” is again relative to the energy splitting $\hbar/\Delta E$, as we will see below.

Consider a Hamiltonian $H(\lambda)$ which depends on some number of parameters λ^i . For simplicity, we will assume that H has a discrete spectrum. We write these states as

$$H|n(\lambda)\rangle = E_n(\lambda)|n(\lambda)\rangle \tag{2.32}$$

Let's place ourselves in one of these energy eigenstates. Now vary the parameters λ^i . The *adiabatic theorem* states that if λ^i are changed suitably slowly, then the system will cling to the energy eigenstate $|n(\lambda(t))\rangle$ that we started off in.

To see this, we want to solve the time-dependent Schrödinger equation

$$i\hbar \frac{\partial |\psi(t)\rangle}{\partial t} = H|\psi(t)\rangle$$

We expand the solution in a basis of instantaneous energy eigenstates,

$$|\psi(t)\rangle = \sum_m a_m(t) e^{i\xi_m(t)} |m(\lambda(t))\rangle \quad (2.33)$$

Here $a_m(t)$ are coefficients that we wish to determine, while $\xi_m(t)$ is the usual energy-dependent phase factor

$$\xi_m(t) = -\frac{1}{\hbar} \int_0^t dt' E_m(t')$$

To proceed, we substitute our ansatz (2.33) into the Schrödinger equation to find

$$\sum_m \left[\dot{a}_m e^{i\xi_m} |m(\lambda)\rangle + a_m e^{i\xi_m} \frac{\partial}{\partial \lambda^i} |m(\lambda)\rangle \dot{\lambda}^i \right] = 0$$

where we've cancelled the two terms which depend on E_n . Taking the inner product with $\langle n(\lambda)|$ gives

$$\begin{aligned} \dot{a}_n &= - \sum_m a_m e^{i(\xi_m - \xi_n)} \langle n(\lambda) | \frac{\partial}{\partial \lambda^i} |m(\lambda)\rangle \dot{\lambda}^i \\ &= -i a_n \mathcal{A}_i(\lambda) \dot{\lambda}^i - \sum_{m \neq n} a_m e^{i(\xi_m - \xi_n)} \langle n(\lambda) | \frac{\partial}{\partial \lambda^i} |m(\lambda)\rangle \dot{\lambda}^i \end{aligned} \quad (2.34)$$

In the second line, we've singled out the $m = n$ term and defined

$$\mathcal{A}_i(\lambda) = -i \langle n | \frac{\partial}{\partial \lambda^i} |n\rangle \quad (2.35)$$

This is called the *Berry connection*. It plays a very important role in many aspects of theoretical physics, and we'll see some examples in Section 2.3.4.

First, we need to deal with the second term in (2.34). We will argue that this is small. To see this, we return to our original definition (2.32) and differentiate with respect to λ ,

$$\frac{\partial H}{\partial \lambda^i} |m\rangle + H \frac{\partial}{\partial \lambda^i} |m\rangle = \frac{\partial E_m}{\partial \lambda^i} |m\rangle + E_m \frac{\partial}{\partial \lambda^i} |m\rangle$$

Now take the inner product with $\langle n|$ where $n \neq m$ to find

$$(E_m - E_n) \langle n | \frac{\partial}{\partial \lambda^i} |m\rangle = \langle n | \frac{\partial H}{\partial \lambda^i} |m\rangle$$

This means that the second term in (2.34) is proportional to

$$\langle n | \frac{\partial}{\partial \lambda^i} | m \rangle \dot{\lambda}^i = \langle n | \frac{\partial H}{\partial \lambda^i} | m \rangle \frac{\dot{\lambda}^i}{E_m - E_n} \quad (2.36)$$

The adiabatic theorem holds when the change of parameters $\dot{\lambda}^i$ is much smaller than the splitting of energy levels $E_m - E_n$. In this limit, we can ignore this term. From (2.34), we're then left with

$$\dot{a}_n = -i a_n \mathcal{A}_i \dot{\lambda}^i$$

This is easily solved to give

$$a_n = C_n \exp \left(-i \int_0^t dt' \mathcal{A}_i(\lambda(t')) \dot{\lambda}^i \right) \quad (2.37)$$

where C_n are constants.

This is the *adiabatic theorem*. If we start at time $t = 0$ with $a_m = \delta_{mn}$, so the system is in a definite energy eigenstate $|n\rangle$, then the system remains in the state $|n(\lambda)\rangle$ as we vary λ . This is true as long as $\hbar \dot{\lambda}^i \ll \Delta E$, so that we can drop the term (2.36). In particular, this means that when we vary the parameters λ , we should be careful to avoid *level crossing*, where another state becomes degenerate with the $|n(\lambda)\rangle$ that we're sitting in. In this case, we will have $E_m = E_n$ for some $|m\rangle$ and all bets are off: when the states separate again, there's no simple way to tell which linear combinations of the state we now sit in.

However, level crossings are rare in quantum mechanics. In general, you have to tune three parameters to specific values in order to get two states to have the same energy. This follows by thinking about a general Hermitian 2×2 matrix which can be viewed as the Hamiltonian for the two states of interest. The general Hermitian 2×2 matrix depends on 4 parameters, but its eigenvalues only coincide if it is proportional to the identity matrix. This means that three of those parameters have to be set to zero.

2.3.4 Berry Phase

There is a surprise hiding in the details of the adiabatic theorem. As we vary the parameters λ , the phase of the state $|n(\lambda)\rangle$ changes but there are two contributions, rather than one. The first is the usual “ $e^{-iEt/\hbar}$ ” phase that we expect for an energy eigenstate; this is shown explicitly in our original ansatz (2.33). But there is also a second contribution to the phase, shown in (2.37).

To highlight the distinction between these two contributions, suppose that we vary the parameters λ but, finally we put them back to their starting values. This means that we trace out a closed path C in the space of parameters. The second contribution (2.37) can now be written as

$$e^{i\gamma} = \exp\left(-i \oint_C d\lambda^i \mathcal{A}_i(\lambda)\right) \quad (2.38)$$

In contrast to the energy-dependent phase, this does not depend on the time taken to make the journey in parameter space. Instead, it depends only on the path we take through parameter space.

Although the extra contribution (2.38) was correctly included in many calculations over the decades, its general status was only appreciated by Michael Berry in 1984. It is known as the *Berry phase*. It plays an important role in many of the more subtle applications that are related to topology, such as the quantum Hall effect and topological insulators.

There is some very pretty geometry underlying the Berry phase. We can start to get a feel for this by looking a little more closely at the Berry connection (2.35). This is an example of a kind of object that you've seen before: it is like the gauge potential in electromagnetism! Let's explore this analogy a little further.

In the relativistic form of electromagnetism, we have a gauge potential $A_\mu(x)$ where $\mu = 0, 1, 2, 3$ and x are coordinates over Minkowski spacetime. There is a redundancy in the description of the gauge potential: all physics remains invariant under the gauge transformation

$$A_\mu \rightarrow A'_\mu = A_\mu + \partial_\mu \omega \quad (2.39)$$

for any function $\omega(x)$. In our course on [Electromagnetism](#), we were learned that if we want to extract the physical information contained in A_μ , we should compute the field strength

$$F_{\mu\nu} = \frac{\partial A_\nu}{\partial x^\mu} - \frac{\partial A_\mu}{\partial x^\nu}$$

This contains the electric and magnetic fields. It is invariant under gauge transformations.

Now let's compare this to the Berry connection $\mathcal{A}_i(\lambda)$. Of course, this no longer depends on the coordinates of Minkowski space; instead it depends on the parameters λ^i . The number of these parameters is arbitrary; let's suppose that we have d of them. This means that $i = 1, \dots, d$. In the language of differential geometry $\mathcal{A}_i(\lambda)$ is said to be a one-form over the space of parameters, while $A_\mu(x)$ is said to be a one-form over Minkowski space.

There is also a redundancy in the information contained in the Berry connection $\mathcal{A}_i(\lambda)$. This follows from the arbitrary choice we made in fixing the phase of the reference states $|n(\lambda)\rangle$. We could just as happily have chosen a different set of reference states which differ by a phase. Moreover, we could pick a different phase for every choice of parameters λ ,

$$|n'(\lambda)\rangle = e^{i\omega(\lambda)} |n(\lambda)\rangle$$

for any function $\omega(\lambda)$. If we compute the Berry connection arising from this new choice, we have

$$\mathcal{A}'_i = -i\langle n'| \frac{\partial}{\partial \lambda^i} |n'\rangle = \mathcal{A}_i + \frac{\partial \omega}{\partial \lambda^i} \quad (2.40)$$

This takes the same form as the gauge transformation (2.39).

Following the analogy with electromagnetism, we might expect that the physical information in the Berry connection can be found in the gauge invariant field strength which, mathematically, is known as the *curvature* of the connection,

$$\mathcal{F}_{ij}(\lambda) = \frac{\partial \mathcal{A}_i}{\partial \lambda^j} - \frac{\partial \mathcal{A}_j}{\partial \lambda^i}$$

It's certainly true that \mathcal{F} contains some physical information about our quantum system, but it's not the only gauge invariant quantity of interest. In the present context, the most natural thing to compute is the Berry phase (2.38). Importantly, this too is independent of the arbitrariness arising from the gauge transformation (2.40). This is because $\oint \partial_i \omega d\lambda^i = 0$. Indeed, we've already seen this same expression in the context of electromagnetism: it is the Aharonov-Bohm phase that we also met in the lectures on [Solid State Physics](#).

In fact, it's possible to write the Berry phase in terms of the field strength using the higher-dimensional version of Stokes' theorem

$$e^{i\gamma} = \exp\left(-i \oint_C \mathcal{A}_i(\lambda) d\lambda^i\right) = \exp\left(-i \int_S \mathcal{F}_{ij} dS^{ij}\right) \quad (2.41)$$

where S is a two-dimensional surface in the parameter space bounded by the path C .

2.3.5 An Example: A Spin in a Magnetic Field

The standard example of the Berry phase is very simple. It is a spin, with a Hilbert space consisting of just two states. The spin is placed in a magnetic field \mathbf{B} . We met the Hamiltonian in this system when we discussed particles in a magnetic field in the lectures on [Solid State Physics](#): it is

$$H = -\mathbf{B} \cdot \boldsymbol{\sigma} + B$$

where $\boldsymbol{\sigma}$ are the triplet of Pauli vectors. We've set the magnetic moment of the particle to unity for convenience, and we've also added the constant offset $B = |\mathbf{B}|$ to this Hamiltonian to ensure that the ground state always has vanishing energy. This is so that the phase $e^{-iEt/\hbar}$ will vanish for the ground state and we can focus on the Berry phase that we care about.

The Hamiltonian has two eigenvalues: 0 and $+2B$. We denote the ground state as $|\downarrow\rangle$ and the excited state as $|\uparrow\rangle$,

$$H|\downarrow\rangle = 0 \quad \text{and} \quad H|\uparrow\rangle = 2B|\uparrow\rangle$$

Note that these two states are non-degenerate as long as $\mathbf{B} \neq 0$.

We are going to treat the magnetic field as the parameters, so that $\lambda^i \equiv B^i$ in this example. Be warned: this means that things are about to get confusing because we'll be talking about Berry connections \mathcal{A}_i and curvatures \mathcal{F}_{ij} over the space of magnetic fields. (As opposed to electromagnetism where we talk about magnetic fields over actual space).

The specific form of $|\uparrow\rangle$ and $|\downarrow\rangle$ will depend on the orientation of \mathbf{B} . To provide more explicit forms for these states, we write the magnetic field \mathbf{B} in spherical polar coordinates

$$\mathbf{B} = \begin{pmatrix} B \sin \theta \cos \phi \\ B \sin \theta \sin \phi \\ B \cos \theta \end{pmatrix}$$

with $\theta \in [0, \pi]$ and $\phi \in [0, 2\pi)$ The Hamiltonian then reads

$$H = -B \begin{pmatrix} \cos \theta - 1 & e^{-i\phi} \sin \theta \\ e^{+i\phi} \sin \theta & -\cos \theta - 1 \end{pmatrix}$$

In these coordinates, two normalised eigenstates are given by

$$|\downarrow\rangle = \begin{pmatrix} e^{-i\phi} \sin \theta/2 \\ -\cos \theta/2 \end{pmatrix} \quad \text{and} \quad |\uparrow\rangle = \begin{pmatrix} e^{-i\phi} \cos \theta/2 \\ \sin \theta/2 \end{pmatrix}$$

These states play the role of our $|n(\lambda)\rangle$ that we had in our general derivation. Note, however, that they are not well defined for all values of \mathbf{B} . When we have $\theta = \pi$, the angular coordinate ϕ is not well defined. This means that $|\downarrow\rangle$ and $|\uparrow\rangle$ don't have well defined phases. This kind of behaviour is typical of systems with non-trivial Berry phase.

We can easily compute the Berry phase arising from these states (staying away from $\theta = \pi$ to be on the safe side). We have

$$\mathcal{A}_\theta = -i\langle\downarrow|\frac{\partial}{\partial\theta}|\downarrow\rangle = 0 \quad \text{and} \quad \mathcal{A}_\phi = -i\langle\downarrow|\frac{\partial}{\partial\phi}|\downarrow\rangle = -\sin^2\left(\frac{\theta}{2}\right)$$

The resulting Berry curvature in polar coordinates is

$$\mathcal{F}_{\theta\phi} = \frac{\partial\mathcal{A}_\phi}{\partial\theta} - \frac{\partial\mathcal{A}_\theta}{\partial\phi} = -\frac{1}{2}\sin\theta$$

This is simpler if we translate it back to cartesian coordinates where the rotational symmetry is more manifest. It becomes

$$\mathcal{F}_{ij}(\mathbf{B}) = -\epsilon_{ijk}\frac{B^k}{2|\mathbf{B}|^3}$$

But this is interesting. It is a magnetic monopole. Except now it's not a magnetic monopole of electromagnetism. Instead it is, rather confusingly, a magnetic monopole in the space of magnetic fields.

Note that the magnetic monopole sits at the point $\mathbf{B} = 0$ where the two energy levels coincide. Here, the field strength is singular. This is the point where we can no longer trust the Berry phase computation. Nonetheless, it is the presence of this level crossing and the resulting singularity which is dominating the physics of the Berry phase.

The magnetic monopole has charge $g = -1/2$, meaning that the integral of the Berry curvature over any two-sphere \mathbf{S}^2 which surrounds the origin is

$$\int_{\mathbf{S}^2} \mathcal{F}_{ij} dS^{ij} = 4\pi g = -2\pi \tag{2.42}$$

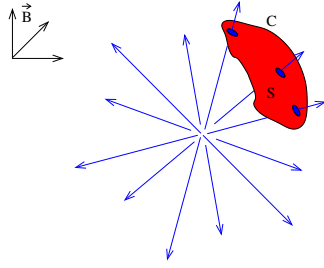


Figure 11: Integrating over S ...

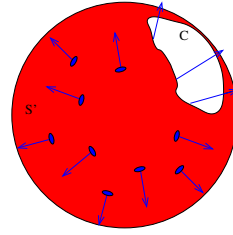


Figure 12: ...or over S' .

Using this, we can easily compute the Berry phase for any path C that we choose to take in the space of magnetic fields \mathbf{B} . We only insist that the path C avoids the origin. Suppose that the surface S , bounded by C , makes a solid angle Ω . Then, using the form (2.41) of the Berry phase, we have

$$e^{i\gamma} = \exp\left(-i \int_S \mathcal{F}_{ij} dS^{ij}\right) = \exp\left(\frac{i\Omega}{2}\right) \quad (2.43)$$

Note, however, that there is an ambiguity in this computation. We could choose to form S as shown in the left hand figure. But we could equally well choose the surface S' to go around the back of the sphere, as shown in the right-hand figure. In this case, the solid angle formed by S' is $\Omega' = 4\pi - \Omega$. Computing the Berry phase using S' gives

$$e^{i\gamma'} = \exp\left(-i \int_{S'} \mathcal{F}_{ij} dS^{ij}\right) = \exp\left(\frac{-i(4\pi - \Omega)}{2}\right) = e^{i\gamma} \quad (2.44)$$

where the difference in sign in the second equality comes because the surface now has opposite orientation. So, happily, the two computations agree. Note, however, that this agreement requires that the charge of the monopole in (2.42) is $2g \in \mathbf{Z}$.

The discussion above is a repeat of Dirac's argument for the quantisation of magnetic charge; this can also be found in the lectures on [Solid State Physics](#) and the lectures on [Gauge Theory](#) (where you'll even find the same figures!). Dirac's quantisation argument extends to a general Berry curvature \mathcal{F}_{ij} with an arbitrary number of parameters: the integral of the curvature over any closed surface must be quantised in units of 2π ,

$$\int \mathcal{F}_{ij} dS^{ij} = 2\pi C \quad (2.45)$$

The integer $C \in \mathbf{Z}$ is called the *Chern number*.

You can read more about extensions of the Berry phase and its applications in the lectures on the [Quantum Hall Effect](#).

2.3.6 The Born-Oppenheimer Approximation

“I couldn’t find any mistake - did you really do this alone?”

Oppenheimer to his research supervisor Max Born

The Born-Oppenheimer approximation is an approach to solving quantum mechanical problems in which there is a hierarchy of scales. The standard example is a bunch of nuclei, each with position \mathbf{R}_α mass M_α and charge $Z_\alpha e$, interacting with a bunch of electrons, each with position \mathbf{r}_i , mass m and charge $-e$. The Hamiltonian is

$$H = \sum_{\alpha} \frac{\hbar^2}{2M_{\alpha}} \nabla_{\alpha}^2 + \sum_i \frac{\hbar^2}{2m} \nabla_i^2 + \frac{e^2}{4\pi\epsilon_0} \left(\sum_{i,j} \frac{1}{|\mathbf{r}_i - \mathbf{r}_j|} + \sum_{\alpha,\beta} \frac{Z_{\alpha}Z_{\beta}}{|\mathbf{R}_{\alpha} - \mathbf{R}_{\beta}|} - \sum_{i,\alpha} \frac{Z_{\alpha}}{|\mathbf{r}_i - \mathbf{R}_{\alpha}|} \right)$$

This simple Hamiltonian is believed to describe much of what we see around us in the world, so much so that some condensed matter physicists will refer to this, only half-jokingly, as the “theory of everything”. Of course, the information about any complex system is deeply hidden within this equation, and the art of physics is finding approximation schemes, or emergent organising principles, to extract this information.

The hierarchy of scales in the Hamiltonian above arises because of the mass difference between the nuclei and the electrons. Recall that the proton-to-electron mass ratio is $m_p/m_e \approx 1836$. This means that the nuclei are cumbersome and slow, while the electrons are nimble and quick. Relatedly, the nuclei wavefunctions are much more localised than the electron wavefunctions. This motivates us to first fix the positions of the nuclei and look at the electron Hamiltonian, and only later solve for the nuclei dynamics. This is the essence of the *Born-Oppenheimer approximation*.

To this end, we write

$$H = H_{\text{nucl}} + H_{\text{el}}$$

where

$$H_{\text{nucl}} = - \sum_{\alpha} \frac{\hbar^2}{2M_{\alpha}} \nabla_{\alpha}^2 + \frac{e^2}{4\pi\epsilon_0} \sum_{\alpha,\beta} \frac{Z_{\alpha}Z_{\beta}}{|\mathbf{R}_{\alpha} - \mathbf{R}_{\beta}|}$$

and

$$H_{\text{el}} = - \sum_i \frac{\hbar^2}{2m} \nabla_i^2 + \frac{e^2}{4\pi\epsilon_0} \left(\sum_{i,j} \frac{1}{|\mathbf{r}_i - \mathbf{r}_j|} - \sum_{i,\alpha} \frac{Z_{\alpha}}{|\mathbf{r}_i - \mathbf{R}_{\alpha}|} \right)$$

We then solve for the eigenstates of H_e , where the nuclei positions \mathbf{R} are viewed as parameters which, as in the adiabatic approximation, will subsequently vary slowly.

The only difference with our previous discussion is that the time evolution of \mathbf{R} is determined by the dynamics of the system, rather than under the control of some experimenter.

For fixed \mathbf{R} , the instantaneous electron wavefunctions are

$$H_{\text{el}} \phi_n(\mathbf{r}; \mathbf{R}) = \epsilon_n(\mathbf{R}) \phi_n(\mathbf{r}; \mathbf{R})$$

In what follows, we will assume that the energy levels are non-degenerate. (There is an interesting generalisation if there is a degeneracy which we will not discuss in these lectures.) We then make the ansatz for the wavefunction of the full system

$$\Psi(\mathbf{r}, \mathbf{R}) = \sum_n \Phi_n(\mathbf{R}) \phi_n(\mathbf{r}; \mathbf{R})$$

We'd like to write down an *effective Hamiltonian* which governs the nuclei wavefunctions $\Phi_n(\mathbf{R})$. This is straightforward. The wavefunction Ψ obeys

$$(H_{\text{nucl}} + H_{\text{el}})\Psi = E\Psi$$

Switching to bra-ket notation for the electron eigenstates, we can write this as

$$\sum_n \langle \phi_m | H_{\text{nucl}} \Phi_n | \phi_n \rangle + \epsilon_m(\mathbf{R}) \Phi_m = E \Phi_m \quad (2.46)$$

Now H_{nucl} contains the kinetic term $\nabla_{\mathbf{R}}^2$, and this acts both on the nuclei wavefunction Φ_n , but also on the electron wavefunction $\phi_n(\mathbf{r}; \mathbf{R})$ where the nuclei positions sit as parameters. We have

$$\langle \phi_m | \nabla_{\mathbf{R}}^2 \Phi_n | \phi_n \rangle = \sum_k \left(\delta_{mk} \nabla_{\mathbf{R}} + \langle \phi_m | \nabla_{\mathbf{R}} | \phi_k \rangle \right) \left(\delta_{kn} \nabla_{\mathbf{R}} + \langle \phi_k | \nabla_{\mathbf{R}} | \phi_n \rangle \right) \Phi_n$$

We now argue that, as in Section 2.3.3, the off-diagonal terms are small. The same analysis as in (2.36) shows that they can be written as

$$\sum_{k \neq n} \langle \phi_n | \nabla_{\mathbf{R}} | \phi_k \rangle \langle \phi_k | \nabla_{\mathbf{R}} | \phi_n \rangle = \sum_{k \neq n} \left| \frac{\langle \phi_n | (\nabla_{\mathbf{R}} H_{\text{el}}) | \phi_k \rangle}{\epsilon_n - \epsilon_k} \right|^2$$

In the spirit of the adiabatic approximation, these can be neglected as long as the motion of the nuclei is smaller than the splitting of the electron energy levels. In this limit, we get a simple effective Hamiltonian for the nuclei (2.46). The Hamiltonian depends on the state $|\phi_n\rangle$ that the electrons sit in, and is given by

$$H_n^{\text{eff}} = - \sum_{\alpha} \frac{\hbar^2}{2M_{\alpha}} (\nabla_{\alpha} - i\mathcal{A}_{n,\alpha})^2 + \frac{e^2}{4\pi\epsilon_0} \sum_{\alpha,i} \frac{Z_{\alpha}Z_{\beta}}{|\mathbf{R}_{\alpha} - \mathbf{R}_{\beta}|} + \epsilon_n(\mathbf{R})$$

We see that the electron energy level $\epsilon_n(\mathbf{R})$ acts as an effective potential for the nuclei. Perhaps more surprisingly, the Berry connection

$$\mathcal{A}_{n,\alpha} = -i\langle\phi_n|\nabla_{\mathbf{R}_\alpha}|\phi_n\rangle$$

also makes an appearance, now acting as an effective magnetic field in which the nuclei \mathbf{R}_α moves.

The idea of the Born-Oppenheimer approximation is that we can first solve for the fast-moving degrees of freedom, to find an effective action for the slow-moving degrees of freedom. We sometimes say that we have “*integrated out*” the electron degrees of freedom, language which really comes from the path integral formulation of quantum mechanics. This is a very powerful idea, and one which becomes increasingly important as we progress in theoretical physics. Indeed, this simple idea underpins the *Wilsonian renormalisation group* which we will meet in later courses.

2.3.7 An Example: Molecules

The Born-Oppenheimer approximation plays a key role in chemistry (and, therefore, in life in general). This is because it provides quantitative insight into the formation of covalent bonds, in which it is energetically preferable for nuclei to stick together because the gain in energy from sharing an electron beats their mutual Coulomb repulsion.

The simplest example is the formation of the hydrogen molecule H_2^- , consisting of two protons and a single electron. If we fix the proton separation to \mathbf{R} , then the resulting Hamiltonian for the electrons is

$$H_{\text{el}} = -\frac{\hbar^2}{2m}\nabla^2 - \frac{e^2}{4\pi\epsilon_0}\left[\frac{1}{r} + \frac{1}{|\mathbf{r} - \mathbf{R}|}\right]$$

To proceed, we will combine the Born-Oppenheimer approximation with the variational method that we met in Section 2.1. Our ultimate goal is simply to show that a bound state exists. For this, the effective potential energy is much more important than the Berry connection. We will consider two possible ansätze for the electron ground state

$$\phi_{\pm}(\mathbf{r}) = A_{\pm}\left(\psi_0(\mathbf{r}) \pm \psi_0(\mathbf{r} - \mathbf{R})\right)$$

where

$$\psi_0 = \sqrt{\frac{1}{\pi a_0^3}}e^{-r/a_0}$$

is the ground state wavefunction of hydrogen, which has energy $E_0 = -e^2/8\pi\epsilon_0 a_0$.

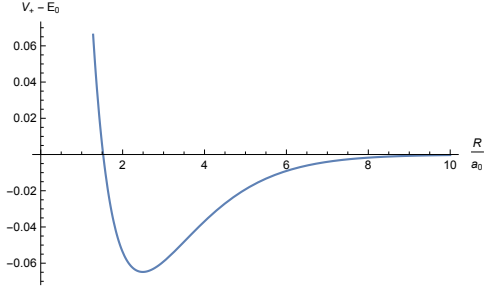


Figure 13: The potential for Ψ_+

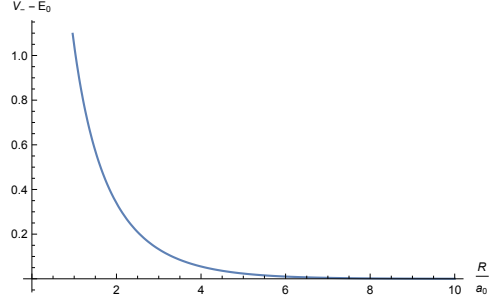


Figure 14: The potential for Ψ_-

Although ψ_0 is normalised, the full wavefunction ϕ_{\pm} is not. The normalisation condition gives

$$A_{\pm}^2 = \frac{1}{2} \left[1 \pm \int d^3r \psi_0(\mathbf{r})\psi_0(\mathbf{r} - \mathbf{R}) \right]^{-1}$$

This is the first of several, rather tedious integrals that we have in store. They can all be done using the kind of techniques that we introduced in Section 2.1.2 when discussing helium. Here I'll simply state the answers. It turns out that

$$u(R) = \int d^3r \psi_0(\mathbf{r})\psi_0(\mathbf{r} - \mathbf{R}) = \left(1 + \frac{R}{a_0} + \frac{R^2}{3a_0^2} \right) e^{-R/a_0}$$

Moreover, we'll also need

$$v(R) = \int d^3r \frac{\psi_0(\mathbf{r})\psi_0(\mathbf{r} - \mathbf{R})}{r} = \frac{1}{a_0} \left(1 + \frac{R}{a_0} \right) e^{-R/a_0}$$

$$w(R) = \int d^3r \frac{\psi_0(\mathbf{r})^2}{|\mathbf{r} - \mathbf{R}|} = \frac{1}{R} - \frac{1}{R} \left(1 + \frac{R}{a_0} \right) e^{-2R/a_0}$$

The expected energy in the state $\Psi_{\pm}(\mathbf{r})$ can be calculated to be

$$\epsilon_{\pm}(R) = \langle \phi_{\pm} | H_{\text{el}} | \phi_{\pm} \rangle = E_0 - 2A_{\pm}^2 \left(w(R) \pm v(R) \right)$$

This means that the nuclei experience an effective potential energy given by

$$V_{\pm}^{\text{eff}}(\mathbf{R}) = \frac{e^2}{4\pi\epsilon_0 R} + \epsilon_{\pm}(R) = \frac{e^2}{4\pi\epsilon_0} \left(\frac{1}{R} - \frac{w(R) \pm v(R)}{1 \pm u(R)} \right) + E_0$$

This makes sense: as $R \rightarrow \infty$, we get $V_{\text{eff}} \rightarrow E_0$, which is the energy of a hydrogen atom. Above, we have sketched the effective potential $V_{\pm}^{\text{eff}} - E_0$ for the two wavefunctions ϕ_{\pm} . We see that the state ϕ_+ gives rise to a minimum below zero. This is indicating the existence of a molecular bound state. In contrast, there is no such bound state for ϕ_- . This difference is primarily due to the fact that ϕ_+ varies more slowly and so costs less kinetic energy.

3. Atoms

1 H 1.008																	18 He 4.0026
3 Li 6.94	4 Be 9.0122											5 B 10.81	6 C 12.011	7 N 14.007	8 O 15.999	9 F 18.998	10 Ne 20.180
11 Na 22.990	12 Mg 24.305	3	4	5	6	7	8	9	10	11	12	13 Al 26.982	14 Si 28.085	15 P 30.974	16 S 32.06	17 Cl 35.45	18 Ar 39.948
19 K 39.098	20 Ca 40.078	21 Sc 44.956	22 Ti 47.867	23 V 50.942	24 Cr 51.996	25 Mn 54.938	26 Fe 55.845	27 Co 58.933	28 Ni 58.693	29 Cu 63.546	30 Zn 65.38	31 Ga 69.723	32 Ge 72.630	33 As 74.922	34 Se 78.97	35 Br 79.904	36 Kr 83.798
37 Rb 85.468	38 Sr 87.62	39 Y 88.906	40 Zr 91.224	41 Nb 92.906	42 Mo 95.95	43 Tc (98)	44 Ru 101.07	45 Rh 102.91	46 Pd 106.42	47 Ag 107.87	48 Cd 112.41	49 In 114.82	50 Sn 118.71	51 Sb 121.76	52 Te 127.60	53 I 126.90	54 Xe 131.29
55 Cs 132.91	56 Ba 137.33	57-71 *	72 Hf 178.49	73 Ta 180.95	74 W 183.84	75 Re 186.21	76 Os 190.23	77 Ir 192.22	78 Pt 195.08	79 Au 196.97	80 Hg 200.59	81 Tl 204.38	82 Pb 207.2	83 Bi 208.98	84 Po (209)	85 At (210)	86 Rn (222)
87 Fr (223)	88 Ra (226)	89-103 #	104 Rf (265)	105 Db (268)	106 Sg (271)	107 Bh (270)	108 Hs (277)	109 Mt (276)	110 Ds (281)	111 Rg (280)	112 Cn (285)	113 Uut (286)	114 Fl (289)	115 Uup (289)	116 Lv (293)	117 Uus (294)	118 Uuo (294)
* Lanthanide series			57 La 138.91	58 Ce 140.12	59 Pr 140.91	60 Nd 144.24	61 Pm (145)	62 Sm 150.36	63 Eu 151.96	64 Gd 157.25	65 Tb 158.93	66 Dy 162.50	67 Ho 164.93	68 Er 167.26	69 Tm 168.93	70 Yb 173.05	71 Lu 174.97
# Actinide series			89 Ac (227)	90 Th 232.04	91 Pa 231.04	92 U 238.03	93 Np (237)	94 Pu (244)	95 Am (243)	96 Cm (247)	97 Bk (247)	98 Cf (251)	99 Es (252)	100 Fm (257)	101 Md (258)	102 No (259)	103 Lr (262)

The periodic table is one of the most iconic images in science. All elements are classified in groups, ranging from metals on the left that go bang when you drop them in water through to gases on the right that don't do very much at all.

However, the periodic table contains plenty of hints that it is not the last word in science. There are patterns and order that run through it, all hinting at some deeper underlying structure. That structure, we now know, is quantum mechanics.

The most important pattern is also the most obvious: the elements are ordered, labelled by an integer, Z . This is the *atomic number* which counts the number of protons in the nucleus. The atomic number is the first time that the integers genuinely play a role in physics. They arise, like most other integers in physics, as the spectrum of a particular Schrödinger equation. This equation is rather complicated and we won't describe it in this course but, for what it's worth, it involves a Hamiltonian which describes the interactions of quarks and is known as the theory of *quantum chromodynamics*.

While the atomic number is related to the quantum mechanics of quarks, all the other features of the periodic table arise from the quantum mechanics of the electrons.

The purpose of this section is to explain some of the crudest features of the table from first principles. We will answer questions like: what determines the number of elements in each row? Why are there gaps at the top, and two rows at the bottom that we can't fit in elsewhere? What's special about the sequence of atomic numbers 2, 10, 18, 26, 54, 86, ... that label the inert gases?

We will also look at more quantitative properties of atoms, in particular their energy levels, and the *ionization energy* needed to remove a single electron. In principle, all of chemistry follows from solving the Schrödinger equation for some number of electrons. However, solving the Schrödinger equation for many particles is hard and there is a long path between “in principle” and “in practice”. In this section, we take the first steps down this path.

3.1 Hydrogen

We're going to start by looking at a very simple system that consists of a nucleus with just a single electron. This, of course, is hydrogen.

Now I know what you're thinking: you already solved the hydrogen atom in your first course on quantum mechanics. But you didn't quite do it properly. There are a number of subtleties that were missed in that first attempt. Here we're going to explore these subtleties.

3.1.1 A Review of the Hydrogen Atom

We usually treat the hydrogen atom by considering an electron of charge $-e$ orbiting a proton of charge $+e$. With a view to subsequent applications, we will generalise this slightly: we consider a nucleus of charge Ze , still orbited by a single electron of charge $-e$. This means that we are also describing ions such as He^+ (for $Z = 2$) or Li^{2+} (for $Z = 3$). The Hamiltonian is

$$H = -\frac{\hbar^2}{2m}\nabla^2 - \frac{1}{4\pi\epsilon_0}\frac{Ze^2}{r} \quad (3.1)$$

The mass m is usually taken to be the electron mass m_e but since this is a two-body problem it's more correct to think of it as the *reduced mass*. (See, for example, Section 5.1.5 of the lectures on [Dynamics and Relativity](#).) This means that $m = m_e M / (m_e + M) \approx m_e - m_e^2 / M$ where M is the mass of the nucleus. The resulting m is very close to the electron mass. For example, for hydrogen where the nucleus is a single proton, $M = m_p \approx 1836m_e$.

The Schrödinger equation is the eigenvalue problem

$$H\psi = E_n\psi$$

This is the problem that you solved in your first course. The solutions are

$$\psi_{n,l,m}(r, \theta, \phi) = R_{n,l}(r)Y_{l,m}(\theta, \phi) \quad (3.2)$$

where $R_{n,l}(r)$ are the (generalised) Laguerre polynomials and $Y_{l,m}(\theta, \phi)$ are spherical harmonics. with energy eigenvalues. The states are labelled by three quantum numbers, n , l and m , which take integer values in the range

$$n = 1, 2, 3, \dots \quad , \quad l = 0, 1, \dots, n-1 \quad , \quad m = -l, \dots, +l$$

(Don't confuse the quantum number m with the mass m ! Both will appear in formulae below, but it should be obvious which is which.) Importantly, the energy eigenvalue only depends on the first of these quantum numbers n ,

$$E_n = - \left(\frac{Ze^2}{4\pi\epsilon_0} \right)^2 \frac{m}{2\hbar^2} \frac{1}{n^2} \quad n \in \mathbf{Z}$$

where, just in case you weren't sure, it's the mass m that appears in this formula. This is sometimes written as

$$E_n = - \frac{Z^2 Ry}{n^2}$$

where $Ry \approx 13.6 \text{ eV}$ is known as the *Rydberg energy*; it is the binding energy the ground state of hydrogen. Alternatively, it is useful to write the energy levels as

$$E_n = - \frac{(Z\alpha)^2 mc^2}{2n^2} \quad \text{where} \quad \alpha = \frac{e^2}{4\pi\epsilon_0\hbar c} \quad (3.3)$$

This may appear slightly odd as we've introduced factors of the speed of light c which subsequently cancel those in α . Writing it this way means that we can immediately see how the binding energies compare to the rest mass energy mc^2 of the electron. The quantity α is dimensionless and take the value $\alpha \approx 1/137$. It is called the *fine structure constant*, a name that arises because it was first introduced in the calculations of the "fine structure" of hydrogen that we will see below. The fine structure constant should be thought of as the way to characterise the strength of the electromagnetic force.

Some Definitions

This energy spectrum can be seen experimentally as spectral lines. These are due to excited electrons dropping from one state n to a lower state $n' < n$, emitting a photon of fixed frequency $\hbar\omega = E_n - E_{n'}$. When the electron drops down to the ground state with $n' = 1$, the resulting lines are called the *Lyman series*. When the electron drops to higher states $n' > 1$, the sequences are referred to as *Balmer*, *Paschen* and so on.

Instead of using the angular momentum quantum number l to label the state, they are sometimes referred to as letters. $l = 0, 1, 2, 3$ are called *s*, *p*, *d* and *f* respectively. The names are old fashioned and come from the observed quality of spectral lines; they stand for *sharp*, *principal*, *diffuse* and *fundamental*, but they remain standard when describing atomic structure.

Degeneracy

The fact that the energy depends only on n and not on the angular momentum quantum numbers l and m means that each energy eigenvalue is degenerate. For fixed l , there are $2l + 1$ states labelled by m . Which means that for a fixed n , the total number of states is

$$\text{Degeneracy} = \sum_{l=0}^{n-1} 2l + 1 = n^2$$

Moreover, each electron also carries a spin degree of freedom. Measured along a given axis, this spin can either be up (which means $m_s = \frac{1}{2}$) or down ($m_s = -\frac{1}{2}$). Including this spin, the total degeneracy of states with energy E_n is

$$\text{Degeneracy} = 2n^2$$

The main reason for revisiting the quantum mechanics of hydrogen is to understand what becomes of this degeneracy. Before we proceed, it's worth first thinking about where this degeneracy comes from. Usually in quantum mechanics, any degeneracy is related to a conservation law which, in turn, are related to symmetries. The hydrogen atom is no exception.

The most subtle degeneracy to explain is the fact that the energy does not depend on l . This follows from the fact that the Hamiltonian (3.1) has a rather special conserved symmetry known as the Runge-Lenz vector. (We've met this in earlier courses in classical and quantum mechanics.) This follows, ultimately, from a hidden $SO(4)$ symmetry in the formulation of the hydrogen atom. We therefore expect that any deviation from (3.1) will lift the degeneracy in l .

Meanwhile, the degeneracy in m follows simply from rotational invariance and the corresponding conservation of angular momentum \mathbf{L} . We don't, therefore, expect this to be lifted unless something breaks the underlying rotational symmetry of the problem.

Finally, the overall factor of 2 comes, of course, from the spin \mathbf{S} . The degeneracy must, therefore, follow from the conservation of spin. Yet there is no such conservation law; spin is just another form of angular momentum. The only thing that is really conserved is the total angular momentum $\mathbf{J} = \mathbf{L} + \mathbf{S}$. We would therefore expect any addition to the Hamiltonian (3.1) which recognises that only \mathbf{J} is conserved to lift this spin degeneracy.

We'll now see in detail how this plays out. As we'll show, there are a number of different effects which split these energy levels. These effects collectively go by the name of *fine structure* and *hyperfine structure*.

3.1.2 Relativistic Motion

The “fine structure” corrections to the hydrogen spectrum all arise from relativistic corrections. There are three different relativistic effects that we need to take into account: we will treat the first here, and the others in Sections 3.1.3 and 3.1.4

You can run into difficulties if you naively try to incorporate special relativity into quantum mechanics. To do things properly, you need to work in the framework of [Quantum Field Theory](#) and the *Dirac equation*, both of which are beyond the scope of this course. However, we're only going to be interested in situations where the relativistic effects can be thought of as small corrections to our original result. In this situation, it's usually safe to stick with single-particle quantum mechanics and use perturbation theory. That's the approach that we'll take here. Nonetheless, a number of the results that we'll derive below can only be rigorously justified by working with the Dirac equation.

The first, and most straightforward, relativistic shift of the energy levels comes simply from the fact that the effective velocity of electrons in an atom is a substantial fraction of the speed of light. Recall that the energy of a relativistic particle is

$$E = \sqrt{\mathbf{p}^2 c^2 + m^2 c^4} \approx mc^2 + \frac{\mathbf{p}^2}{2m} - \frac{\mathbf{p}^4}{8m^3 c^2} + \dots$$

The constant term mc^2 can be neglected and the next term is the usual non-relativistic kinetic energy which feeds into the Hamiltonian (3.1). Here we'll treat the third term as a perturbation of our hydrogen Hamiltonian

$$\Delta H = -\frac{\mathbf{p}^4}{8m^3 c^2} \tag{3.4}$$

At first glance, it looks as if we're going to be dealing with degenerate perturbation theory. However, this particular perturbation is blind to both angular momentum

quantum numbers l and m , as well as the spin m_s . This follows straightforwardly from the fact that $[\Delta H, \mathbf{L}^2] = [\Delta H, L_z] = 0$. If we denote the states (3.2) as $|nlm\rangle$, then it's simple to show that

$$\langle nlm|\Delta H|nl'm'\rangle = 0 \quad \text{unless } l = l' \text{ and } m = m'$$

This means that the energy shifts are

$$(\Delta E_1)_{n,l} = \langle \Delta H \rangle_{n,l}$$

where we've introduced the notation $\langle \Delta H \rangle_{n,l} = \langle nlm|\Delta H|nlm\rangle$ and we've used the fact that the perturbation preserves $SO(3)$ rotational invariance to anticipate that the change of energy won't depend on the quantum number m . We want to compute this overlap. In fact, it's simplest to massage it a little bit by writing

$$\Delta H = -\frac{1}{2mc^2} [H - V(r)]^2$$

where $V(r) = Ze^2/4\pi\epsilon_0 r$. This gives us the expression

$$(\Delta E_1)_{n,l} = -\frac{1}{2mc^2} [E_n^2 - 2E_n \langle V(r) \rangle_{n,l} + \langle V(r)^2 \rangle_{n,l}] \quad (3.5)$$

and our new goal is to compute the expectation values $\langle 1/r \rangle_{n,l}$ and $\langle 1/r^2 \rangle_{n,l}$ for the hydrogen atom wavefunctions.

The first of these follows from the virial theorem (see Section 2.1.3) which tells us that the relative contribution from the kinetic energy and potential energy is $2\langle T \rangle = -\langle V \rangle$, so that $\langle E \rangle = \langle T \rangle + \langle V \rangle = \frac{1}{2}\langle V \rangle$. Then,

$$\left\langle \frac{1}{r} \right\rangle_{n,l} = -\frac{1}{Z\alpha\hbar c} \langle V \rangle_{n,l} = -\frac{1}{Z\alpha\hbar c} 2E_n = \frac{Z}{a_0} \frac{1}{n^2} \quad (3.6)$$

where $a_0 = \hbar/\alpha mc$ is the Bohr radius, the length scale characteristic of the hydrogen atom.

Next up is $\langle 1/r^2 \rangle$. Here there's a cunning trick. For any quantum system, if we took the Hamiltonian H and perturbed it to $H + \lambda/r^2$, then the leading order correction to the energy levels would be $\langle \lambda/r^2 \rangle$. But, for the hydrogen atom, such a perturbation can be absorbed into the angular momentum terms,

$$\frac{\hbar^2}{2m} \frac{l(l+1)}{r^2} + \frac{\lambda}{r^2} = \frac{\hbar^2}{2m} \frac{l'(l'+1)}{r^2}$$

But this is again of the form of the hydrogen atom Hamiltonian and we can solve it exactly. The only difference is that l' is no longer an integer but some function $l'(\lambda)$. The exact energy levels of the Hamiltonian with l' follow from our first course on quantum mechanics: they are

$$E(l') = -mc^2(Z\alpha)^2 \frac{1}{2(k+l'+1)^2}$$

Usually we would define the integer $n = k + l + 1$ to get the usual spectrum E_n given in (3.3). Here, instead, we Taylor expand $E(\lambda)$ around $\lambda = 0$ to get

$$\begin{aligned} E(l') &= E_n + (Z\alpha)^2 mc^2 \left[\frac{1}{(k+l'+1)^3} \frac{dl'}{d\lambda} \right] \Big|_{\lambda=0} \lambda + \dots \\ &= E_n + \frac{Z^2}{a_0^2} \frac{2\lambda}{n^3(2l+1)} + \dots \end{aligned}$$

From this we can read off the expectation value that we wanted: it is the leading correction to our exact result,

$$\left\langle \frac{1}{r^2} \right\rangle_{n,l} = \frac{Z^2}{a_0^2} \frac{2}{n^3(2l+1)} \quad (3.7)$$

The two expectation values (3.6) and (3.7) are what we need to compute the shift of the energy levels (3.5). We have

$$(\Delta E_1)_{n,l} = -\frac{(Z\alpha)^4 mc^2}{2} \left(\frac{n}{l+1/2} - \frac{3}{4} \right) \frac{1}{n^4} \quad (3.8)$$

As anticipated above, the relativistic effect removes the degeneracy in the quantum number l .

Notice that the size of the correction is of order $(Z\alpha)^4$. This is smaller than the original energy (3.3) by a factor of $(Z\alpha)^2$. Although we may not have realised it, $(Z\alpha)^2$ is the dimensionless ratio which we're relying on to be small so that perturbation theory is valid. (Or, for higher states, $(Z\alpha/n)^2$).

It's worth asking why we ended up with a perturbation to the energy which is smaller by a factor of $(Z\alpha)^2$. Because this was a relativistic correction, we expect it to be of order v^2/c^2 where v is the characteristic velocity of the electron. We can understand this by invoking the virial theorem which, in general, states that the expectation value of the kinetic energy $\langle T \rangle$ is related to the expectation value of the energy $V \sim r^n$ by $2\langle T \rangle = n\langle V \rangle$. For the hydrogen atom, this means that $\langle T \rangle = \frac{1}{2}m\langle v^2 \rangle = -\frac{1}{2}\langle V \rangle$. Since, from the ground state energy (3.3), we know that $E_1 = \langle T \rangle + \langle V \rangle = mc^2(Z\alpha)^2/2$ we have $\langle v^2 \rangle = (Z\alpha)^2 c^2$ which confirms that $(Z\alpha)^2$ is indeed the small parameter in the problem.

3.1.3 Spin-Orbit Coupling and Thomas Precession

The second shift of the energy levels comes from an interaction between the electron spin \mathbf{S} and its angular momentum \mathbf{L} . This is known as the *spin-orbit coupling*.

The first fact we will need is that spin endows the electron with a magnetic dipole moment given by

$$\mathbf{m} = -g \frac{e}{2m} \mathbf{S} \quad (3.9)$$

The coefficient of proportionality is called the *gyromagnetic ratio* or, sometimes, just the *g-factor*. To leading order $g = 2$ for the electron. This fact follows from the Dirac equation for the electron. We won't derive this here and, for now, you will have to take this fact on face value. A more precise analysis using quantum field theory shows that g receives small corrections. The current best known value is $g = 2.00231930436182\dots$, but we'll stick with $g = 2$ in our analysis below.

The second fact that we need is that the energy of a magnetic moment \mathbf{m} in a magnetic field \mathbf{B} is given by

$$E = -\mathbf{B} \cdot \mathbf{m}$$

This is something we derived in Section 3 of the lectures on [Electromagnetism](#).

The final fact is the Lorentz transformation of the electric field: as electron moving with velocity \mathbf{v} in an electric field \mathbf{E} will experience a magnetic field

$$\mathbf{B} = \frac{\gamma}{c^2} \mathbf{v} \times \mathbf{E}$$

This was derived in Section 5 of the lectures on [Electromagnetism](#).

We now apply this to the electron in orbit around the nucleus. The electron experiences a radial electric field given by $\mathbf{E} = -\nabla\phi(r)$ with $\phi(r) = Ze/4\pi\epsilon_0 r$. Putting everything together, the resulting magnetic field interacts with the spin, giving rise to a correction to the energy of the electron

$$\Delta E = -\frac{e\gamma}{mc^2} (\mathbf{v} \times \nabla\phi) \cdot \mathbf{S} = -\frac{e}{(mc)^2} \frac{\partial\phi}{\partial r} (\mathbf{p} \times \hat{\mathbf{r}}) \cdot \mathbf{S} = \frac{e}{(mc)^2} \frac{1}{r} \frac{\partial\phi}{\partial r} \mathbf{L} \cdot \mathbf{S}$$

where $\mathbf{p} = m\gamma\mathbf{v}$ is the momentum and $\mathbf{L} = \mathbf{r} \times \mathbf{p}$ is the angular momentum. This is the promised spin-orbit coupling, in a form which we can promote to an operator. Thus the spin-orbit correction to the Hamiltonian is

$$\Delta H_{SO} = \frac{e}{(mc)^2} \frac{1}{r} \frac{\partial\phi}{\partial r} \mathbf{L} \cdot \mathbf{S} \quad (3.10)$$

Except...

Thomas Precession

It turns that the interaction (3.10) is actually incorrect by a factor of $1/2$. This is because of a subtle, relativistic effect known as *Thomas precession*.

Thomas precession arises because the electron orbiting the nucleus is in a non-inertial frame. As we will now explain, this means that even if the electron experienced no magnetic field, its spin would still precess around the orbit.

The basic physics follows from the structure of the Lorentz group. (See Section 7 of the lectures on [Dynamics and Relativity](#).) Consider a Lorentz boost $\Lambda(v)$ in the x -direction, followed by a Lorentz boost $\Lambda'(v')$ in the y -direction. Some simple matrix multiplication will convince you that the resulting Lorentz transformation cannot be written solely as a boost. Instead, it is a boost together with a rotation,

$$\Lambda'(v')\Lambda(v) = R(\theta)\Lambda''(v'')$$

where $\Lambda''(v'')$ is an appropriate boost while $r(\theta)$ is a rotation in the $x - y$ plane. This rotation is known as the *Wigner rotation* (or sometimes the *Thomas rotation*). Although we will not need this fact below, you can check that $\cos \theta = (\gamma + \gamma')/(\gamma\gamma' + 1)$ with γ and γ' the usual relativistic factors.

Now we're going to apply this to a classical electron in orbit around the nucleus. At a fixed moment in time, it is moving with some velocity \mathbf{v} relative to the nucleus. At some moment of time later, $\mathbf{v} + \delta\mathbf{v}$. The net effect of these two boosts is, as above, a boost together with a rotation.

If the electron were a point particle, the Wigner rotation would have no effect. However, the electron is not a point particle: it carries a spin degree of freedom \mathbf{S} and this is rotated by the Wigner/Thomas effect. The cumulative effect of these rotations is that the spin precesses as the electron orbits the nucleus. We would like to calculate how much.

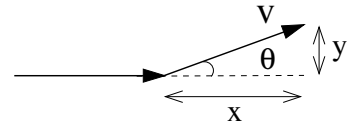


Figure 15:

The correct way to compute the precession is to integrate up the consecutive, infinitesimal Lorentz transformations as the electron orbits the nucleus. Here, instead, we present a quick and dirty derivation. We approximate the circular orbit of the electron by an N -sided polygon. Clearly in the lab frame, at the end of each segment the electron shifts its velocity by an angle $\theta = 2\pi/N$. However, in the electron's frame there is a Lorentz contraction along the direction parallel to the electron's motion. This

means that the electron thinks it rotates by the larger angle $\tan \theta' = x/(\gamma y)$ which, for N large, is $\theta' \approx 2\pi\gamma/N$. The upshot is that, by the time the electron has completed a full orbit, it thinks that it has rotated by an excess angle of

$$\Delta\theta = 2\pi(\gamma - 1) \approx \frac{2\pi v^2}{2c^2}$$

where we have expanded the relativistic factor $\gamma = (1 - v^2/c^2)^{-1/2} \approx 1 + v^2/2c^2$.

This is all we need to determine the precession rate, ω_T . If the particle traverses the orbit with speed v and period T , then

$$\omega_T = \frac{\Delta\theta}{T} \approx \frac{2\pi v^2}{2c^2 T} = \frac{av}{2c^2}$$

where, in the final step, we've replaced the period T with the acceleration $a = v^2/R = 2\pi v/T$.

Our derivation above tells us the angular precession. But what does this mean for a vector like \mathbf{S} ? A little thought shows that the component of \mathbf{S} that lies perpendicular to the plane of the orbit remains unchanged, while the component that lies within the plane precesses with frequency ω_T . In other words,

$$\frac{\partial \mathbf{S}}{\partial t} = \boldsymbol{\omega}_T \times \mathbf{S} \quad \text{with} \quad \boldsymbol{\omega}_T = \frac{\mathbf{v} \times \mathbf{a}}{2c^2} \quad (3.11)$$

This is *Thomas precession*. The effect is purely kinematic, due to the fact that the electron is not in an inertial frame. It can be thought of as a relativistic analog of the Coriolis force.

Finally, note that in several places above, we needed the assumption that v/c is small. Correspondingly, our final result (3.11) is only the leading order answer. The correct answer turns out to be

$$\boldsymbol{\omega}_T = \frac{\gamma^2}{\gamma + 1} \frac{\mathbf{v} \times \mathbf{a}}{2c^2}$$

However, (3.11) will suffice for our purposes.

Thomas Precession and the Spin-Orbit Coupling

Let's now see how the existence of Thomas precession affects the spin orbit coupling. Again, we'll start with some basics. Classically, the energy $E = -(e/m)\mathbf{B} \cdot \mathbf{S}$ means

that a spin will experience a torque when placed in a magnetic field. This, in turn, will cause it to precess

$$\frac{\partial \mathbf{S}}{\partial t} = \mathbf{B} \times \mathbf{S}$$

However, we've seen that Thomas precession (3.11) gives a further contribution to this. So the correct equation should be

$$\frac{\partial \mathbf{S}}{\partial t} = \mathbf{B} \times \mathbf{S} + \boldsymbol{\omega}_T \times \mathbf{S}$$

The energy functional which gives rise to this is

$$E = \frac{e}{m} \mathbf{B} \cdot \mathbf{S} + \boldsymbol{\omega}_T \cdot \mathbf{S}$$

Working to leading order in v/c , we massage the second term as

$$\boldsymbol{\omega}_T \cdot \mathbf{S} = \frac{e}{2mc^2} (\mathbf{v} \times \nabla \phi) \cdot \mathbf{S} = -\frac{e}{2(mc)^2} \frac{1}{r} \frac{\partial \phi}{\partial r} \mathbf{L} \cdot \mathbf{S}$$

where we've used Newton's second law to write $m\mathbf{a} = e\nabla\phi$. We see that comes with the opposite sign and half the magnitude of the original contribution (3.10) to the energy. Adding the two together gives the final result for the correction to the Hamiltonian due to the spin-orbit coupling

$$\Delta H_{SO} = \frac{e}{2(mc)^2} \frac{1}{r} \frac{\partial \phi}{\partial r} \mathbf{L} \cdot \mathbf{S} \quad (3.12)$$

with $\phi(r)$ the electrostatic potential which, for us, is $\phi = Ze/4\pi\epsilon_0 r$.

Computing the Spin-Orbit Energy Shift

Before our perturbation, the electron states were labelled by $|nlm\rangle$, together with the spin $\pm 1/2$. The spin-orbit coupling will split the spin and angular momentum l degeneracy of the spectrum. To anticipate this, we should label these states by the total angular momentum

$$\mathbf{J} = \mathbf{L} + \mathbf{S}$$

which takes quantum numbers $j = l \pm 1/2$ with $l = 0, 1, \dots$. (When $l = 0$, we only have $j = 1/2$.) Each state can therefore be labelled by $|n, j, m_j; l\rangle$ where $|m_j| \leq j$ and the additional label l is there to remind us where these states came from.

We want to compute the eigenvalue of $\mathbf{L} \cdot \mathbf{S}$ acting on these states. The simplest way to do this is to consider $\mathbf{J}^2 = \mathbf{L}^2 + \mathbf{S}^2 + 2\mathbf{L} \cdot \mathbf{S}$, which tells us that

$$\begin{aligned} \mathbf{L} \cdot \mathbf{S} |n, j, m_j; l\rangle &= \frac{\hbar^2}{2} \left(j(j+1) - l(l+1) - \frac{3}{4} \right) |n, j, m_j; l\rangle \\ &= \frac{\hbar^2}{2} \begin{cases} -(l+1) |n, j, m_j; l\rangle & j = l - \frac{1}{2} \\ l |n, j, m_j; l\rangle & j = l + \frac{1}{2} \end{cases} \quad (l \neq 0) \end{aligned} \quad (3.13)$$

As in Section 3.1.2, when computing degenerate perturbation theory with $|n, j, m_j; l\rangle$, the off-diagonal matrix elements vanish. We are left with the shift of the energy eigenvalues given by

$$(\Delta E_2)_{n,j;l} = \langle \Delta H_{SO} \rangle_{n,j;l}$$

where $\langle \Delta H_{SO} \rangle_{n,j;l} = \langle n, j, m_j; l | \Delta H_{SO} | n, j, m_j; l \rangle$.

With ΔH_{SO} given in (3.10), and $\phi(r) = Ze/4\pi\epsilon_0 r$, the shift of energy levels are

$$(\Delta E_2)_{n,j;l} = -\frac{Ze^2\hbar^2}{4.4\pi\epsilon_0(mc)^2} \begin{Bmatrix} -(l+1) \\ l \end{Bmatrix} \left\langle \frac{1}{r^3} \right\rangle_{n,j;l}$$

where, as in (3.13), the upper entry in $\{\cdot\}$ corresponds to $j = l - \frac{1}{2}$ (with $l \neq 0$) and the lower entry corresponds to $j = l + \frac{1}{2}$. Note that when $l = 0$, we have $\Delta E_2 = 0$ because there is no angular momentum for the spin to couple to.

In the previous section, we needed to compute $\langle 1/r \rangle$ and $\langle 1/r^2 \rangle$. We see that now we need to compute $\langle 1/r^3 \rangle$. Once again, there is a cute trick. This time, we introduce a new “radial momentum” observable

$$\tilde{p} = -i\hbar \left(\frac{\partial}{\partial r} + \frac{1}{r} \right)$$

It's simple to check that the radial part of the Hamiltonian can be written as

$$\begin{aligned} H &= -\frac{\hbar^2}{2m} \left(\frac{1}{r^2} \frac{\partial}{\partial r} r^2 \frac{\partial}{\partial r} \right) + \frac{\hbar^2 l(l+1)}{2mr^2} - \frac{Ze^2}{4\pi\epsilon_0 r} \\ &= \frac{\tilde{p}^2}{2m} + \frac{\hbar^2 l(l+1)}{2mr^2} - \frac{Ze^2}{4\pi\epsilon_0 r} \end{aligned}$$

A quick computation shows that

$$[\tilde{p}, H] = -i\hbar \left(-\frac{\hbar^2 l(l+1)}{mr^3} + \frac{Ze^2}{4\pi\epsilon_0 r^2} \right)$$

Clearly this commutator doesn't vanish. However, when evaluated on an energy eigenstate, we must have $\langle [\tilde{p}, H] \rangle_{n,j,l} = 0$. From our expression above, this tells us that

$$\left\langle \frac{1}{r^3} \right\rangle_{n,j;l} = \frac{Z}{a_0} \frac{1}{l(l+1)} \left\langle \frac{1}{r^2} \right\rangle_{n,j;l} = \left(\frac{Z}{a_0} \right)^3 \frac{1}{l(l + \frac{1}{2})(l+1)} \frac{1}{n^3} \quad (l \neq 0)$$

where we've used our earlier result (3.7) and, as before, $a_0 = \hbar/\alpha mc$ is the Bohr radius. Putting this together, and re-writing the resulting expression in terms of j rather than l , we find that the shift of energy levels due to spin-orbit coupling is

$$(\Delta E_2)_{n,j;l} = \frac{(Z\alpha)^4 mc^2}{4} \left\{ \begin{array}{c} -\frac{1}{j+1} \\ \frac{1}{j} \end{array} \right\} \frac{1}{j + \frac{1}{2}} \frac{1}{n^3}$$

This is the same order of magnitude as the first fine-structure shift (3.8) which, re-written in terms of $j = l \pm \frac{1}{2}$, becomes

$$(\Delta E_1)_{n,l} = -\frac{(Z\alpha)^4 mc^2}{2} \left(\left\{ \begin{array}{c} \frac{1}{j+1} \\ \frac{1}{j} \end{array} \right\} - \frac{3}{4n} \right) \frac{1}{n^3}$$

Combining these results, we get an expression which happily looks the same regardless of the minus sign in $j = l \pm \frac{1}{2}$. It is

$$(\Delta E_1)_{n,l} + (\Delta E_2)_{n,j;l} = \frac{(Z\alpha)^4 mc^2}{2} \left(\frac{3}{4n} - \frac{2}{2j+1} \right) \frac{1}{n^3} \quad (3.14)$$

where we should remember that for $l = 0$, $(\Delta E_2)_{n,j;l} = 0$ and we only get the $(\Delta E_1)_{n,l}$ term.

3.1.4 Zitterbewegung and the Darwin Term

There is one final contribution to the fine structure of the hydrogen atom. This one is somewhat more subtle than the others and a correct derivation really requires us to use the Dirac equation. Here we give a rather hand-waving explanation.

One of the main lessons from combining quantum mechanics with special relativity is that particles are not point-like. A particle of mass m has a size given by the *Compton wavelength*,

$$\lambda = \frac{\hbar}{mc}$$

For the electron, $\lambda \approx 3 \times 10^{-11} \text{ cm}$. Roughly speaking, if you look at a distance smaller than this you will see a swarm of particle and anti-particles and the single particle that you started with becomes blurred by this surrounding crowd.

Quantum field theory provides the framework to deal with this. However, within the framework of quantum mechanics it is something that we have to put in by hand. In this context, it is sometimes called *Zitterbewegung*, or “trembling motion”. Suppose that a particle moves in a potential $V(\mathbf{r})$. Then, if the particle sits at position \mathbf{r}_0 , it will experience the average of the potential in some region which is smeared a distance $\sim \lambda$ around \mathbf{r}_0 . To include this, we Taylor expand the potential

$$V(\mathbf{r}) = V(\mathbf{r}_0) + \langle \Delta \mathbf{r} \rangle \cdot \frac{\partial V}{\partial \mathbf{r}} + \frac{1}{2} \langle \Delta r_i \Delta r_j \rangle \frac{\partial^2 V}{\partial r_i \partial r_j} + \dots$$

By rotational symmetry, $\langle \Delta \mathbf{r} \rangle = 0$. Meanwhile, we take

$$\langle \Delta r_i \Delta r_j \rangle = \left(\frac{\lambda}{2} \right)^2 \delta_{ij}$$

I don't have an argument for the factor of $1/2$ on the right-hand-side of this expectation value. You will have to resort to the Dirac equation to see this. This gives a further contribution to the Hamiltonian, known as the *Darwin term*

$$\Delta H_{\text{Darwin}} = \frac{\hbar^2}{8m^2c^2} \nabla^2 V \quad (3.15)$$

For the Coulomb potential, this becomes

$$\Delta H_{\text{Darwin}} = \frac{Z\alpha\hbar^3}{8m^2c} 4\pi\delta^3(\mathbf{r})$$

However, all wavefunctions with $l > 0$ are vanishing at the origin and so unaffected by the Darwin term. Only those with $l = 0$, have a correction to their energy given by

$$(\Delta E_3)_{n,l} = \langle \Delta H_{\text{Darwin}} \rangle_{n,l} = \frac{Z\alpha\hbar^3\pi}{2m^2c} |\psi_{nlm}(\mathbf{r} = 0)|^2$$

The normalised wavefunction takes the form $\psi_{nlm}(\mathbf{r}) = R_{nl}(r)Y_{lm}(\theta, \phi)$. For $l = 0$, we have $Y_{00} = 1/\sqrt{4\pi}$ and the radial wavefunction take the form

$$R_{n,l=0}(r) = -\sqrt{\left(\frac{2Z}{na_0}\right)^3 \frac{(n-1)!}{2n(n!)^3}} e^{-r/na_0} L_n^1(2r/na_0)$$

Now we need to dig out some properties of Laguerre polynomials. We will need the facts that $L_n^1(x) = dL_n(x)/dx$ and $L_n(x) \approx n! - n!nx + \mathcal{O}(x^2)$ so that $L_n^1(0) = n!n$. The wavefunction at the origin then becomes

$$|\psi_{n,l=0}(0)|^2 = \frac{Z^3}{a_0^3\pi n^3} \quad (3.16)$$

From this we get

$$(\Delta E_3)_{n,l} = \frac{(Z\alpha)^4 mc^2}{2} \frac{1}{n^3} \delta_{l0} \quad (3.17)$$

A Combined Spin-Orbit-Darwin Term

Our derivation of the spin-orbit term (3.12), including Thomas precession, and the Darwin term (3.15) was somewhat involved and, at times, a little hand-wavy. In fact, there's a simple way to combine these two expressions which, ultimately, fits nicely with the Dirac equation. We claim that the combined expression for the fine structure can be written as

$$\Delta H = \Delta H_{\text{SO}} + \Delta H_{\text{Darwin}} = -\frac{1}{8m^2c^2}[\boldsymbol{\sigma} \cdot \mathbf{p}, [\boldsymbol{\sigma} \cdot \mathbf{p}, V(r)]] \quad (3.18)$$

Here $\boldsymbol{\sigma} = (\sigma^1, \sigma^2, \sigma^3)$ are the three Pauli matrices and are related to the spin operator by $\mathbf{S} = \frac{1}{2}\hbar\boldsymbol{\sigma}$. Note that, other than the usual kinetic energy, the term (3.18) is the only other term that we can write down that is quadratic in momentum and involves only the spin matrices \mathbf{S} and the potential. The factor of $1/m^2c^2$ is fixed on dimensional grounds but the overall coefficient of $1/8$ is not: you have to do one of the calculations above to fix this.

Let's now show that (3.18) does indeed reproduce the combined spin-orbit and Darwin couplings as claimed. Expanding, we have

$$\begin{aligned} [\boldsymbol{\sigma} \cdot \mathbf{p}, [\boldsymbol{\sigma} \cdot \mathbf{p}, V]] &= p^2V - Vp^2 - 2\boldsymbol{\sigma} \cdot \mathbf{p}V\boldsymbol{\sigma} \cdot \mathbf{p} \\ &= -\hbar^2\nabla^2V - 4(\nabla V \times \mathbf{p}) \cdot \mathbf{S} \end{aligned}$$

where, in going to the second line, we've used $\sigma^i\sigma^j = \delta^{ij} + i\epsilon^{ijk}\sigma^k$, together with the usual operator expressions $\mathbf{p} = -i\hbar\nabla$ and $\mathbf{S} = \frac{1}{2}\hbar\boldsymbol{\sigma}$. We recognise the first term as the Darwin contribution (3.15) (up to an overall constant). For the second term, we need the fact that $V(r)$ is a central potential, with $\nabla V = (dV/dr)\hat{\mathbf{r}}$. A little algebra shows that this then coincides with the spin-orbit term (3.12), with $\mathbf{L} = \mathbf{r} \times \mathbf{p}$ and the potential energy V related to the electrostatic potential as $V = e\phi$. Again, we stress that we need one of our previous arguments to fix the overall coefficient of $-1/8$ in (3.18), but this form fixes the *relative* coefficient between spin-orbit and Darwin.

3.1.5 Finally, Fine-Structure

It's been quite a long journey. Our fine structure calculations have revealed three contributions, the first two given by (3.14) and the third by (3.17). Recall that the spin-orbit coupling in (3.14) gave vanishing contribution when $l = 0$. Rather curiously, the Darwin term gives a contribution only when $l = 0$ which coincides with the formal answer for the spin-orbit coupling when $l = 0$, $j = 1/2$. The upshot of this is that the answer (3.14) we found before actually holds for all l . In other words, adding all the

contributions together, $(\Delta E)_{n,j} = (\Delta E_1)_{n,l} + (\Delta E_2)_{n,j;l} + (\Delta E_3)_{n,l}$, we have our final result for the fine structure of the hydrogen atom

$$(\Delta E)_{n,j} = \frac{(Z\alpha)^4 mc^2}{2} \left(\frac{3}{4n} - \frac{2}{2j+1} \right) \frac{1}{n^3}$$

We learn that the energy splitting depends only on j . This didn't have to be the case. There is no symmetry that requires states with $j = |l \pm \frac{1}{2}|$ to have the same energy. We refer to this as an *accidental degeneracy*. Meanwhile, the energy of each state is independent of the remaining angular momentum quantum number $m \leq l$. This is not accidental: it is guaranteed by rotational invariance.

To describe the states of hydrogen, we use the notation $n\#_j$ where we replace $\#$ with the letter that denotes the orbital angular momentum l . The ground state is then $1s_{1/2}$. This is doubly degenerate as there is no angular momentum, so the spin states are not split by spin-orbit coupling. The first excited states are $2s_{1/2}$ (two spin states) which is degenerate with $2p_{1/2}$ (three angular momentum states). Similarly, as we go up the spectrum we find that the $3p_{3/2}$ and $3d_{3/2}$ states are degenerate and so on.

The Result from the Dirac Equation

Our fine structure calculations have all treated relativistic effects perturbatively in v^2/c^2 . As we explained in Section 3.1.2, for the hydrogen atom this is equivalent to an expansion in $1/(Z\alpha)^2$. In fact, for this problem there is an exact answer. The derivation of this requires the Dirac equation and is beyond the scope of this course; instead we simply state the answer. The energy levels of the relativistic hydrogen atom are given by

$$E_{n,j} = mc^2 \left(1 + \left(\frac{Z\alpha}{n - j - \frac{1}{2} + \sqrt{(j + \frac{1}{2})^2 - (Z\alpha)^2}} \right)^2 \right)^{-1/2} \quad (3.19)$$

Expanding in $1/(Z\alpha)$ gives

$$E_{n,j} = mc^2 \left(1 - (Z\alpha)^2 \frac{1}{2n^2} + (Z\alpha)^4 \left(\frac{3}{4n} - \frac{2}{2j+1} \right) \frac{1}{2n^3} + \dots \right)$$

The first term is, of course, the rest mass of the electron. The second term is the usual hydrogen binding energy, while the final term is the fine structure corrections that we've laboriously computed above.

The Lamb Shift

It turns out that the “exact” result (3.19) is not exact at all! In 1947, Willis Lamb reported the experimental discovery of a splitting between the $2s_{1/2}$ and $2p_{1/2}$ states. For this, he won the 1955 Nobel prize. The effect is now referred to as the *Lamb shift*.

The Lamb shift cannot be understood using the kind of single-particle quantum mechanics that we’re discussing in this course. It is caused by quantum fluctuations of the electromagnetic field and needs the full machinery of quantum field theory, specifically *quantum electrodynamics*, or *QED* for short. Historically the experimental discovery of the Lamb shift was one of the prime motivations that led people to develop the framework of quantum field theory.

3.1.6 Hyperfine Structure

Both the fine structure corrections and the QED corrections treat the nucleus of the atom as a point-like object. This means that, although the corrections are complicated, the problem always has rotational symmetry.

In reality, however, the nucleus has structure. This structure affects the atomic energy levels, giving rise to what is called *hyperfine structure*. There are a number of different effects that fall under this heading.

The most important effects come from the magnetic dipole moment of the nucleus. Each constituent neutron and proton is a fermion, which means that they have an internal intrinsic spin $1/2$. This is described by the quantum operator \mathbf{I} . This, in turn, gives the nucleus a magnetic dipole moment

$$\mathbf{m}_N = g_N \frac{Ze}{2M} \mathbf{I}$$

This takes the same form as (3.9) for the electron magnetic moment. Here M is the mass of the nucleus while g_N is the nucleus gyromagnetic factor.

The Dirac equation predicts that every fundamental fermion has $g = 2$ (plus some small corrections). However, neither the proton nor the neutron are fundamental particles. At a cartoon level, we say that each is made of three smaller particles called quarks. The reality is much more complicated! Each proton and neutron is made of many hundreds of quarks and anti-quarks, constantly popping in and out of existence, bound together by a swarm of further particles called gluons. It is, in short, a mess. The cartoon picture of each proton and neutron containing three quarks arises because, at any given time, each contains three more quarks than anti-quarks.

The fact that the protons and neutrons are not fundamental first reveals itself in their anomalously large gyromagnetic factors. These are

$$g_{\text{proton}} \approx 5.56 \quad \text{and} \quad g_{\text{neutron}} \approx -3.83$$

The minus sign for the neutron means that a neutron spin precesses in the opposite direction to a proton spin. Moreover, the spins point in opposite directions in their ground state.

Now we can describe the ways in which the nuclear structure affects the energy levels of the atom

- Both the electron and the nucleus carry a magnetic moment. But we know from our first course on [Electromagnetism](#) that there is an interaction between nearby magnetic moments. This will lead to a coupling of the form $\mathbf{I} \cdot \mathbf{S}$ between the nucleus and electron spins.
- The orbital motion of the electron also creates a further magnetic field, parallel to \mathbf{L} . This subsequently interacts with the magnetic moment of the nucleus, resulting in a coupling of the form $\mathbf{I} \cdot \mathbf{L}$.
- The nucleus may have an electric quadrupole moment. This means that the electron no longer experiences a rotationally invariant potential.

For most purposes, the effects due to the nuclear magnetic moment are much larger than those due to its electric quadrupole moment. Here we restrict attention to s-wave states of the electron, so that we only have to worry about the first effect above.

To proceed, we first need a result from classical electromagnetism. A magnetic moment \mathbf{m}_N placed at the origin will set up a magnetic field

$$\mathbf{B} = \frac{2\mu_0}{3}\mathbf{m}_N\delta^3(0) + \frac{\mu_0}{4\pi r^3}(3(\mathbf{m}_N \cdot \hat{\mathbf{r}})\hat{\mathbf{r}} - \mathbf{m}_N) \quad (3.20)$$

The second term is the long-distance magnetic field and was derived in Section 3 of the [Electromagnetism](#) lectures. The first term is the magnetic field inside a current loop, in the limit where the loop shrinks to zero size, keeping the dipole moment fixed. (It actually follows from one of the problem sheet questions in the [Electromagnetism](#) course.)

The electron spin interacts with this nuclear magnetic field through the hyperfine Hamiltonian

$$\Delta H = -\mathbf{m} \cdot \mathbf{B} = \frac{e}{m} \mathbf{S} \cdot \mathbf{B}$$

For the s-wave, the contribution from the second term in (3.20) vanishes and we only have to compute the first term. Writing the magnetic moments in terms of the spin, and using the expression (3.16) for the s-wave wavefunction at the origin, the hyperfine Hamiltonian becomes

$$\begin{aligned} \Delta H &= \frac{2\mu_0 g_N Z e^2}{6Mm} |\psi_{n,l=0}(0)|^2 \mathbf{S} \cdot \mathbf{I} \\ &= \frac{4}{3} \frac{m}{M} (Z\alpha)^4 m c^2 \frac{1}{n^3} \frac{1}{\hbar^2} \mathbf{S} \cdot \mathbf{I} \end{aligned} \quad (3.21)$$

where, in the second line, we've used our previous expression (3.16) for the value of the wavefunction at the origin, $|\psi_{n,l=0}(0)|^2 = Z^3/a_0^3 \pi n^3$, together with the usual definitions $a_0 = \hbar/\alpha m c$ and $\alpha = e^2/4\pi\epsilon_0 \hbar c$

We see that the hyperfine splitting (3.21) has the same parametric form as the fine structure, with the exception that it is further suppressed by the ratio of masses m/M . For hydrogen with $Z = 1$, we should take $M = m_p$, the proton mass, and $m/m_p \approx 1/1836$. So we expect this splitting to be three orders of magnitude smaller than the fine structure splitting.

We can evaluate the eigenvalues of the operator $\mathbf{S} \cdot \mathbf{I}$ in the same way as we dealt with the spin orbit coupling in Section 3.1.3. We define the total spin as $\mathbf{F} = \mathbf{S} + \mathbf{I}$. For hydrogen, where both the electron and proton have spin 1/2, we have

$$\frac{1}{\hbar^2} \mathbf{S} \cdot \mathbf{I} = \frac{1}{2\hbar^2} (\mathbf{F}^2 - \mathbf{S}^2 - \mathbf{I}^2) = \frac{1}{2} \left(F(F+1) - \frac{3}{2} \right) = \frac{1}{2} \begin{cases} -\frac{3}{2} & F = 0 \\ \frac{1}{2} & F = 1 \end{cases} \quad (3.22)$$

This gives rise to the splitting between the spin up and spin down states of the electron. Or, equivalently, between the total spin $F = 0$ and $F = 1$ of the atom.

The 21cm Line

The most important application of hyperfine structure is the splitting of the $1s_{1/2}$ ground state of hydrogen. As we see from (3.22), the $F = 0$ spin singlet state has lower energy than the $F = 1$ spin state. The energy difference is

$$\Delta E_{1s_{1/2}} = \frac{4\alpha^4 m^2 c^2}{3M} \approx 9.39 \times 10^{-25} \text{ J}$$

This is small. But it's not that small. The temperature of the cosmic microwave background is $T \approx 2.7\text{ K}$ which corresponds to an energy of $E = k_B T \approx 3.7 \times 10^{-23}\text{ J} > \Delta E_{1s_{1/2}}$. This means that the hydrogen that is spread throughout space, even far from stars and galaxies, will have its $F = 1$ states excited by the background thermal bath of the universe.

When an electron drops from the $F = 1$ state to the $F = 0$ state, it emits a photon with energy $\Delta E_{1s_{1/2}}$. This has frequency $\sim 1400\text{ MHz}$ and wavelength $\sim 21\text{ cm}$. This is important. The wavelength is much longer than the size of dust particles which float around in space, blocking our view. This means that, in contrast to visible light, the 21cm emission line from hydrogen can pass unimpeded through dust. This makes it invaluable in astronomy and cosmology.

For example, the hydrogen line allowed us to discover that our home, the Milky way, is a spiral galaxy. In this case, the velocity of the hydrogen gas in the spiral arms could be detected by the red-shift of the 21cm line. Similarly, the 21cm line has allowed us to map the distribution of hydrogen around other galaxies. It shows that hydrogen sitting in the outskirts of the galaxies is rotating much too fast to be held in place by the gravity from the visible matter alone. This is one of the key pieces of evidence for dark matter. An example from the KAT7 telescope, a precursor to the square kilometer array, is shown on the right. The green contours depict the hydrogen, as measured by the 21cm line, stretching far beyond the visible galaxy.

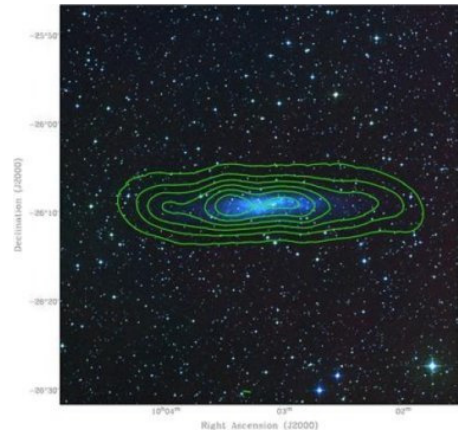


Figure 16:

Looking forwards, there is optimism that the 21cm line will allow us to see the “dark ages” of cosmology, the period several hundreds of millions of years between when the fireball of the Big Bang cooled and the first stars appeared.

Caesium

Caesium has atomic number 55 and. Its nucleus has spin $I = 7/2$. The mixing with the outer electron spin results in a hyperfine splitting of the ground state into two states, one with $F = 3$ and the other with $F = 4$. The frequency of the transition between these is now used as the definition of a time. A second is defined as 9192631770 cycles of the hyperfine transition frequency of caesium 133.

3.1.7 Atoms in an Expanding Universe

After getting our hands dirty understanding some subtleties of atomic spectra, let's now waste our time doing something silly but fun..

The universe is expanding. We know this because galaxies get farther apart over time. But what does this expansion of space do to atoms? Is the electron in a hydrogen atom getting slowly, but inexorably, dragged away from the proton? The answer, as we shall see, is no. But there is some interesting, if entirely unobservable, physics involved.

First we need a way to capture the expansion of the universe. Ultimately, this is an effect that should be described using [General Relativity](#). But it turns out that there is a simple, Newtonian analog that can be used when the expansion is driven by a cosmological constant Λ which, happily, is the case in our current universe. In this case, the potential for an electron orbiting a nucleus gets an extra term,

$$V(r) = -\frac{Z\alpha\hbar c}{r} - \frac{1}{6}m\Lambda r^2 \quad (3.23)$$

The cosmological constant acts like an inverted harmonic oscillator. It means that, for suitable large distances, particles get pushed apart from each other, which is the expected effect of an expanding universe. Note that the additional term is proportional to m , the mass of the electron. This is a reflection of the equivalence principle, which says that gravitational forces are proportional to the mass of the particle. A derivation of the Newtonian form of the cosmological constant (3.23) can be found in the lectures on [Cosmology](#).

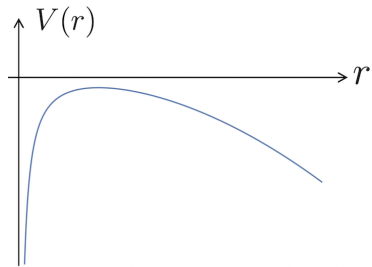


Figure 17:

The form of this potential is shown in the figure although, as we will soon see, this is not particularly to scale. Notably, there is a turning point. We'll be careless with overall constants and just focus on order of magnitudes. The turning point then sits at

$$r_{\star}^3 \sim Z\alpha \frac{\hbar c^2}{mc \Lambda}$$

Besides the dimensionless constant $Z\alpha$, there are two different length scales in this expression. The first is the Compton wavelength of the electron,

$$\frac{\hbar}{mc} \approx 10^{-12} \text{ m}$$

The second is the length scale associated to the expansion of the universe

$$\frac{c^2}{\Lambda} \approx (10^{27} \text{ m})^2$$

The turning point in the potential occurs at an appropriate mean of these two scales, which turns out to be

$$r_\star \approx 10^{14} \text{ m}$$

This is about $r_\star \approx 0.01$ lightyears. It is rather large, at least as far as atoms are concerned.

Without doing any further calculations, we can see the effect of the expansion of the universe. Needless to say, for atoms that spread to any distance $r \ll r_\star$, the expansion of the universe doesn't play any role. That's deeply unsurprising. And, of course, holds for all actual atoms. But if we take the calculation above seriously, then electron orbits that extend to $r \sim r_\star$ would be unstable to being ripped apart from by the expansion of spacetime!

What does this mean for the hydrogen atom? The Bohr radius is $a_0 \approx 5 \times 10^{-11} \text{ m}$ and the wavefunction for the n^{th} excited state can be shown to be peaked around a distance $\sim n^2 a_0$. All of which suggests that the first $n \approx 10^{12}$ excited states still exist, but after that the electron's life gets more perilous. (See, I told you that this section would be slightly silly.)

However, there is another concern. An electron bound state in the potential (3.23) is always susceptible to tunnelling through the barrier. This would be a quantum tunnelling effect on cosmological scales and result in the instability of matter. Should we be worried?

This is the kind of “tunnelling out of a trap” calculation that we did in Section 2.2.5. Following the steps that we took there, we can get an estimate for the lifetime of hydrogen of the form

$$\tau \sim \tau_0 e^{2S/\hbar}$$

Here τ_0 is the appropriate atomic time scale. As we saw earlier in this section, the electron in the ground state has average speed $\langle v \rangle = c\alpha$. It sits at a Bohr $a_0 = \hbar/mc\alpha$, from which we can extract a time scale

$$\tau_0 = \frac{\hbar}{mc^2\alpha^2} \sim 2 \times 10^{-17} \text{ s}$$

Roughly speaking, this is the time taken for the electron to make a single orbit (ignoring factors of 2π .) That leaves us with the exponential factor that comes from tunnelling. Recall that the all-important factor of S is the action

$$S = \int_{x_0}^{x_1} dr' \sqrt{2m(V(x') - E)}$$

The potential is given in (3.23). Here we should take $E = \frac{1}{2}mc^2\alpha^2$, the ground state energy of hydrogen. The limits of the integral are taken between $x_0 \approx \sqrt{\hbar/mc\alpha}$ and $x_1 \approx \sqrt{c^2\alpha^2/\Lambda}$ which is where the integrand vanishes (and I'm being sloppy about various factors at this stage). This integral is entirely dominated by the upper limit and, again ignoring various factors, is given by

$$S \approx \frac{mc^2\alpha^2}{\sqrt{\Lambda}}$$

This is the ratio of an atomic scale by a cosmological scale. It's going to be large. Indeed, you can check that $S/\hbar \approx 10^{38}$. We learn that the expected lifetime of a hydrogen atom, before it is unceremoniously torn apart by the expansion of the universe, is roughly

$$\tau \approx e^{10^{38}} \tau_0$$

This isn't something that should keep you awake at night. Indeed, numbers like $e^{10^{38}}$ are so ridiculously large that it doesn't matter what units you measure them in: it's more or less the same timescale whether you measure it in Planck units, seconds, or Hubble times.

3.2 Atomic Structure

In this section, we finally move away from hydrogen and discuss atoms further up the periodic table. The Hamiltonian for N electrons orbiting a nucleus with atomic number Z is

$$H = \sum_{i=1}^N \left(-\frac{\hbar^2}{2m} \nabla_i^2 - \frac{Ze^2}{4\pi\epsilon_0 r_i} \right) + \sum_{i<j} \frac{e^2}{4\pi\epsilon_0 |\mathbf{r}_i - \mathbf{r}_j|} \quad (3.24)$$

For a neutral atom, we take $N = Z$. However, in what follows it will be useful to keep N and Z independent. For example, this will allow us to describe ions.

We can, of course, add to this Hamiltonian relativistic fine structure and hyperfine structure interactions of the kind we described in the previous section. We won't do this. As we will see, the Hamiltonian (3.24) will contain more than enough to keep us busy. Our goal is to find its energy eigenstates. Further, because electrons are fermions, we should restrict ourselves to wavefunctions which are anti-symmetric under the exchange of any two electrons.

It is a simple matter to write down the Schrödinger equation describing a general atom. It is another thing to solve it! No exact solutions of (3.24) are known for $N \geq 2$. Instead, we will look at a number of different approximation schemes to try to understand some aspects of atomic structure. We start in this section by making the drastic assumption that the electrons don't exert a force on each other. This is not particularly realistic, but it means that we can neglect the final interaction term in (3.24). In this case, the Hamiltonian reduces to N copies of

$$H_0 = -\frac{\hbar^2}{2m} \nabla^2 - \frac{Ze^2}{4\pi\epsilon_0 r}$$

This, of course, is the Hamiltonian for the hydrogen atom, albeit with the proton charge $+e$ replaced by Ze . And, as reviewed in Section 3.1.1, we know everything about the solutions with this Hamiltonian.

3.2.1 A Closer Look at the Periodic Table

Ignoring the interaction between electrons gives us an eminently solvable problem. The only novelty comes from the Pauli exclusion principle which insists that no two electrons can sit in the same state. The ground state of a multi-electron atom consists of filling the first Z available single-particle states of the hydrogen atom.

However, as we've seen above, there is a large degeneracy of energy levels in the hydrogen atom. This means that, for general Z , the rule above does not specify a unique ground state for the atom. Nonetheless, when Z hits certain magic numbers, there will be a unique ground state. This occurs when there are exactly the right number of electrons to fill energy levels. Those magic numbers are:

n	l	Degeneracy	N
1	0	2	2
2	0,1	$2 \times (1 + 3) = 8$	$2 + 8 = 10$
3	0,1,2	$2 \times (1 + 3 + 5) = 18$	$2 + 8 + 18 = 28$
4	0,1,2,3	$2 \times (1 + 3 + 5 + 7) = 32$	$2 + 8 + 18 + 32 = 60$

This simple minded approach suggests that at the magic numbers $Z = 2, 10, 28, 60, \dots$ the atoms will have a full shell of electrons. If we were to add one more electron it would have to sit in a higher energy level, so would be less tightly bound. We might, then, want to predict from our simple minded non-interacting model that atoms with these special values of Z will be the most chemically stable.

A look at the periodic table shows that our prediction is not very impressive! We learn in school that the most chemically stable elements are the inert Noble gases on the far right. We can quantify this by looking at the ionization energies of atoms as a function of Z , as shown on the right which shows that the most stable elements have $Z = 2, 10, 18, 36, 54, 86$ and 118 .

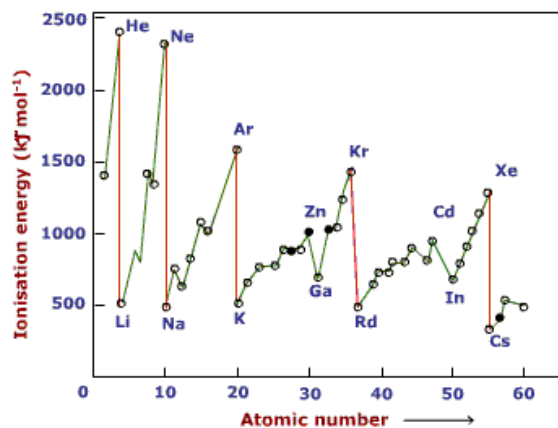


Figure 18:

We see that our non-interacting model gets the first two numbers right, but after that it all goes pear shaped. In particular, we predicted that $Z = 28$ would be special but this corresponds to nickel which sits slap in the middle of the transition metals! Meanwhile, we missed argon, a stable Noble gas with $Z = 18$. Of course, there's no secret about what we did wrong. Our task is to find a way to include the interactions between electrons to explain why the Noble gases are stable.

Before we return to the Schrödinger equation, we will build some intuition by looking more closely at the arrangement of electrons that arise in the periodic table. First some notation. We describe the *configuration* of electrons by listing the hydrogen orbitals that are filled, using the notation $n\#^p$ where $\#$ is the letter (s, p, d, f, etc.) denoting the l quantum number and p is the number of electrons in these states.

The electrons which have the same value of n are said to sit in the same *shell*. Electrons that have the same value of n and l are said to sit in the same *sub-shell*. Each sub-shell contains $2(l+1)$ different states. Electrons which sit in fully filled shells (or sometimes sub-shells) are said to be part of the *core* electrons. Those which sit in partially filled shells are said to form the *valence* electrons. The valence electrons lie farthest from the nucleus of the atom and are primarily responsible for its chemical properties.

There are only two elements with all electrons lying in the $n = 1$ shell. These are hydrogen and helium

Z	1	2
Element	H	He
Electrons	$1s^1$	$1s^2$

Next, the elements with electrons in the first two shells. These are

Z	3	4	5	6	7	8	9	10
	Li	Be	B	C	N	O	F	Ne
[He]+	$2s^1$	$2s^2$	$2s^2 2p^1$	$2s^2 2p^2$	$2s^2 2p^3$	$2s^2 2p^4$	$2s^2 2p^5$	$2s^2 2p^6$

where the notation in the bottom line means that each element has the filled $n = 1$ shell of helium, together with the extra electrons listed. We see that the atoms seem to be following a reasonable pattern but, already here, there is a question to answer that does not follow from our non-interacting picture: why do the electrons prefer to first fill up the $2s$ states, followed by the $2p$ states?

The next set of atoms in the periodic table have electrons in the third shell. They are

Z	11	12	13	14	15	16	17	18
	Na	Mg	Al	Si	P	S	Cl	Ar
[Ne]+	$3s^1$	$3s^2$	$3s^2 3p^1$	$3s^2 3p^2$	$3s^2 3p^3$	$3s^2 3p^4$	$3s^2 3p^6$	$3s^2 3p^6$

where now the electrons fill the $2s^2 2p^6$ states of neon, together with those listed on the bottom line. Again, we see that the $3s$ level fills up before the $3p$, something which we will later need to explain. But now we see that it's sufficient to fill the $3p$ states to give a chemically inert element. This suggests that there is a big energy gap between $3p$ and $3d$, again something that is not true in the absence of interactions.

In the next row of elements, we see another surprise. We have

Z	19	20	21	22	...	30	31	...	36
	K	Ca	Sc	Ti	...	Zn	Ga	...	Kr
[Ar]+	$4s^1$	$4s^2$	$3d^1 4s^2$	$3d^2 4s^2$...	$3d^{10} 4s^2$	$3d^{10} 4s^2 4p^1$...	$3d^{10} 4s^2 4p^6$

We see that we fill the $4s$ states *before* the $3d$ states. This is now in direct contradiction to the non-interacting model, which says that $4s$ states should have greater energy than $3d$ states.

There is a simple rule that chemists employ to explain the observed structure. It is called the *aufbau principle* and was first suggested by Bohr. It says that you should write all possible $n\#$ energy levels in a table as shown to the right. The order in which the energy levels are filled is set by the arrows: first $1s$, followed by $2s$, $2p$, $3s$, and then $3p$, $4s$, $3d$, $4p$ and so on. This explains the observed filling above. Our task in these lectures is to explain where the aufbau principle comes from, together with a number of further rules that chemists invoke to explain the elements.

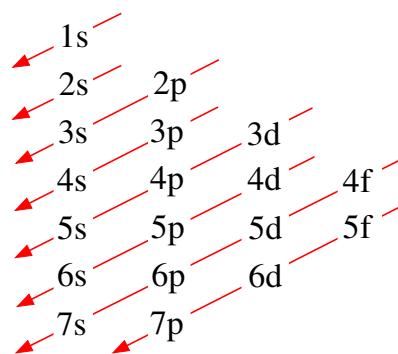


Figure 19: Aufbau

The aufbau principle also explains why the periodic table needs those two extra lines, drifting afloat at the bottom: after we fill $6s$ (Cs and Ba) we move to $4f$ which has 14 states. These are elements $Z = 58$ to $Z = 71$. However, rather annoyingly, the first element in those bottom two lines is La with $Z = 57$ and this, it turns out, is an exception to the aufbau principle, with electron configuration $[\text{Xe}]5d^1 6s^2$!

In fact, the “*aufbau principle*” is more an “*aufbau rule of thumb*”. As we go to higher values of Z there are an increasing number of anomalies. Some of these are hidden in the ... in the last table above. Vanadium with $Z = 23$ has electron configuration $[\text{Ar}]3d^3 4s^2$, but it is followed by chromium with $Z = 24$ which has $[\text{Ar}]3d^5 4s^1$. We see that the $4s$ state became depopulated, with an extra electron sitting in $3d$. By the time we get to manganese at $Z = 26$, we’re back to $[\text{Ar}]3d^5 4s^2$, but the anomaly occurs again for copper with $Z = 29$ which has $[\text{Ar}]3d^{10} 4s^1$. Chemistry, it turns out, is a little bit messy. Who knew?

Even scandium, with $Z = 21$, hides a failure of the aufbau principle. At first glance, it would seem to be a poster child for aufbau, with its configuration $[\text{Ar}]3d^1 4s^2$. But if we strip off an electron to get the ion Sc^+ , we have $[\text{Ar}]3d^1 4s^1$. Stripping off a further electron, Sc^{++} has $[\text{Ar}]3d^1$. Neither of these follow aufbau. These anomalies only get worse as we get to higher Z . There are about 20 neutral atoms which have anomalous fillings and many more ions.

We will not be able to explain all these anomalies here. Indeed, even to derive the aufbau principle we will have to resort to numerical results at some stage. We will, however, see that multi-electron atoms are complicated! In fact, it is rather surprising that they can be accurately described using 1-particle states at all. At the very least you should be convinced that there need not be a simple rule that governs all of chemistry.

3.2.2 Helium and the Exchange Energy

We're going to start by looking at the simplest example of a multi-electron atom: helium. This will start to give some physical intuition for the aufbau principle. It will also help reveal the role that the spin of the electron plays in the energy of states.

The Ground State of Helium

We've already discussed the ground state of Helium in Section 2.1.2 as an example of the variational method. Let's first recap the main results of that analysis.

In the ground state, both electrons sit in the $1s$ state, so that their spatial wavefunction takes the form

$$\Psi(\mathbf{r}_1, \mathbf{r}_2) = \psi_{1,0,0}(\mathbf{r}_1)\psi_{1,0,0}(\mathbf{r}_2) \quad \text{with} \quad \psi_{1,0,0}(\mathbf{r}) = \sqrt{\frac{Z^3}{\pi a_0^3}} e^{-Zr/a_0} \quad (3.25)$$

Here $a_0 = 4\pi\epsilon_0\hbar^2/me^2$ is the Bohr radius. For helium, we should pick $Z = 2$.

Since the spatial wavefunction is symmetric under exchange of the particles, we rely on the spin degrees of freedom to provide the necessary anti-symmetry of the full wavefunction. The spins must therefore sit in the singlet state

$$|0, 0\rangle = \frac{|\uparrow\rangle|\downarrow\rangle - |\downarrow\rangle|\uparrow\rangle}{\sqrt{2}} \quad (3.26)$$

Computing the shift of energy is a simple application of first order perturbation theory. The interaction Hamiltonian is

$$H_{\text{int}} = \frac{e^2}{4\pi\epsilon_0} \frac{1}{|\mathbf{r}_1 - \mathbf{r}_2|} \quad (3.27)$$

and, correspondingly, the shift of the ground state energy is given by

$$\Delta E = \frac{e^2}{4\pi\epsilon_0} \int d^3r_1 d^3r_2 \frac{|\psi_{1,0,0}(\mathbf{r}_1)|^2 |\psi_{1,0,0}(\mathbf{r}_2)|^2}{|\mathbf{r}_1 - \mathbf{r}_2|}$$

We showed how to compute this integral in Section 2.1.2 and found $\Delta E = \frac{5}{4}Z Ry$. This then gives a total ground state energy of $E_0 \approx -74.8 eV$ which, given the lack of control of perturbation theory, is surprisingly close to the true value $E_0 \approx -79 eV$.

We also learned in Section 2.1.2 that we can do better using a variational ansatz. Although we will not employ this technique below, there is a physics lesson that it's useful to highlight. In the variational method, we again work with the form of the wavefunction (3.25), but this time allow the atomic number Z of the nucleus to be our variational parameter. We found that we can achieve a lower ground state energy, $E_0 \approx -77.5 \text{ eV}$ — one which is closer to the true value — if instead of setting $Z = 2$ in the wavefunction, we take

$$Z = 2 - \frac{5}{16}$$

There is some physical intuition behind this result. Each electron sees the charge $Z = 2$ of the nucleus reduced somewhat by the presence of the other electron. This is called *screening* and it is the basic phenomenon which, ultimately, underlies much of the physics of atomic structure.

Excited States of Helium

Let's now extend our discussion to the first excited state of helium. From our non-interacting model, there are two possibilities which, as far as non-interacting electrons are concerned, are degenerate. These are $1s^1 2s^1$ and $1s^1 2p^1$. We would like to understand which of these has lowest energy.

In fact, there is a further splitting of each of these states due to the spin-degrees of freedom. To understand this splitting, we need to recall the following:

- The Hamiltonian is blind to the spin degrees of freedom. This means that the wavefunction takes the form of a tensor product of a spatial state with a spin state.
- Electrons are fermions. This means that the overall wavefunction must be anti-symmetric under exchange of the two particles.

There are two ways to achieve the anti-symmetry: we either make the spatial wavefunction symmetric and the spin wavefunction anti-symmetric, or vice versa. The two possibilities for the spatial wavefunction are

$$\Psi_{ab\pm}(\mathbf{r}_1, \mathbf{r}_2) = \frac{1}{\sqrt{2}} (\psi_a(\mathbf{r}_1)\psi_b(\mathbf{r}_2) \pm \psi_a(\mathbf{r}_2)\psi_b(\mathbf{r}_1))$$

where we're using the notation a, b to denote the triplet of quantum numbers of (n, l, m) . For the first excited states, we should take $a = (1, 0, 0)$. Then $b = (2, 0, 0)$ for the $1s^1 2s^1$ state and $b = (2, 1, m)$ for the triplet of $1s^1 2p^1$ states, with $m = -1, 0, 1$

The symmetric wavefunctions $\Psi_{ab,+}$ must be combined with the anti-symmetric spin-singlet (3.26) which we write as

$$|ab; s = 0\rangle = \Psi_{ab,+}(\mathbf{r}_1, \mathbf{r}_2) \otimes |0, 0\rangle \quad (3.28)$$

where $|0, 0\rangle$ is the spin singlet state defined in (3.26). Note that we shouldn't confuse the $s = 0$ spin with the label “ s ” used to denote the $l = 0$ atomic orbital. They are different! Also, I've been a bit lax about my notation for wavefunctions: the expression above should really read $|ab; s = 0\rangle = |\Psi_{ab,+}\rangle \otimes |0, 0\rangle$ where the fermionic two-particle state $|\Psi_{ab,+}\rangle$ has overlap $\Psi_{ab,+}(\mathbf{r}_1, \mathbf{r}_2) = \langle \mathbf{r}_1, \mathbf{r}_2 | \Psi_{ab,+}\rangle$ with the position basis of two-particle states $|\mathbf{r}_1, \mathbf{r}_2\rangle$. This, more precise, notation turns out to be somewhat more cumbersome for our needs.

Similarly, the anti-symmetric wavefunction must be paired with the symmetric spin states. There is a triplet of such states, $|s = 1; m_s\rangle$,

$$|1, 1\rangle = |\uparrow\rangle|\uparrow\rangle \quad , \quad |1, 0\rangle = \frac{|\uparrow\rangle|\downarrow\rangle + |\downarrow\rangle|\uparrow\rangle}{\sqrt{2}} \quad , \quad |1, -1\rangle = |\downarrow\rangle|\downarrow\rangle \quad (3.29)$$

The total wavefunctions are again anti-symmetric,

$$|ab; s = 1\rangle = \Psi_{ab,-}(\mathbf{r}_1, \mathbf{r}_2) \otimes |1, m_s\rangle \quad m_s = -1, 0, 1 \quad (3.30)$$

For both $\Psi_{ab,+}$ and $\Psi_{ab,-}$ we take a to be the $1s$ state and b to be either the $2s$ or $2p$ state. The upshot of this analysis is that there are 4 possible $1s^1 2s^1$ states: a spin-singlet and a spin-triplet. There are 12 possible $1s^1 2p^1$ states: 3 spin-singlets and 9 spin-triplets, the extra factor of 3 coming from the orbital angular momentum $m = -1, 0, 1$. Notice how fast the number of states grows, even for the simplest multi-electron atom! For the first excited state, we already have 16 options. This fast growth in the dimension of the Hilbert space is one of the characteristics of quantum mechanics.

Fortunately, we don't have to do degenerate perturbation theory with 16×16 dimensional matrices! The matrix elements of the interaction Hamiltonian (3.27) are already diagonal in the basis $|ab; s\rangle$ that we've described above already. This follows on symmetry grounds. The interaction Hamiltonian preserves rotational invariance, so the total orbital angular momentum must remain a good quantum number. Further, it doesn't mix spin states and $\langle 0, 0 | 1, m\rangle = 0$. This means that the states (3.28) and (3.30) are guaranteed to be energy eigenstates, at least to first order in perturbation theory.

In summary, we are looking for four energy levels, corresponding to the states $|1s^1 2s^1; s\rangle$ and $|1s^1 2p^1; s\rangle$ where $s = 0$ or 1 . The question we would like to ask is: what is the ordering of these states?

We can make some progress with this question without doing any calculations. The interaction Hamiltonian (3.27) is a repulsive potential between the electrons. Clearly the states with lowest energy will be those where the electrons try to stay apart from each other. But the anti-symmetric wavefunction Ψ_{ab-} has the property that it vanishes when $\mathbf{r}_1 = \mathbf{r}_2$ and the electrons sit on top of each other. This strongly suggests that Ψ_{ab-} will have lower energy than Ψ_{ab+} and, correspondingly, the spin-triplet versions of a state will have lower energy than the spin-singlets.

We can see this mathematically. The energy splitting is

$$\Delta E_{ab\pm} = \frac{1}{4\pi\epsilon_0} \int d^3r_1 d^3r_2 \frac{|\Psi_{ab\pm}(\mathbf{r}_1, \mathbf{r}_2)|^2}{|\mathbf{r}_1 - \mathbf{r}_2|} = J_{ab} \pm K_{ab}$$

where J_{ab} is given by

$$\begin{aligned} J_{ab} &= \frac{1}{4\pi\epsilon_0} \int d^3r_1 d^3r_2 \frac{1}{2} \frac{|\psi_a(\mathbf{r}_1)\psi_b(\mathbf{r}_2)|^2 + |\psi_a(\mathbf{r}_2)\psi_b(\mathbf{r}_1)|^2}{|\mathbf{r}_1 - \mathbf{r}_2|} \\ &= \frac{1}{4\pi\epsilon_0} \int d^3r_1 d^3r_2 \frac{|\psi_a(\mathbf{r}_1)\psi_b(\mathbf{r}_2)|^2}{|\mathbf{r}_1 - \mathbf{r}_2|} \end{aligned} \quad (3.31)$$

where the second line follows because the integrand is symmetric under exchange $\mathbf{r}_1 \leftrightarrow \mathbf{r}_2$. Meanwhile, we have

$$\begin{aligned} K_{ab} &= \frac{1}{4\pi\epsilon_0} \int d^3r_1 d^3r_2 \frac{1}{2} \frac{\psi_a^*(\mathbf{r}_1)\psi_b^*(\mathbf{r}_2)\psi_a(\mathbf{r}_2)\psi_b(\mathbf{r}_1) + \psi_a^*(\mathbf{r}_2)\psi_b^*(\mathbf{r}_1)\psi_a(\mathbf{r}_1)\psi_b(\mathbf{r}_2)}{|\mathbf{r}_1 - \mathbf{r}_2|} \\ &= \frac{1}{4\pi\epsilon_0} \int d^3r_1 d^3r_2 \frac{\psi_a^*(\mathbf{r}_1)\psi_b^*(\mathbf{r}_2)\psi_a(\mathbf{r}_2)\psi_b(\mathbf{r}_1)}{|\mathbf{r}_1 - \mathbf{r}_2|} \end{aligned} \quad (3.32)$$

The contribution J_{ab} is called the *direct integral*; K_{ab} is called the *exchange integral* or, sometimes, the *exchange energy*. Note that it involves an integral over the position of the particle \mathbf{r}_1 , weighted with both possible states $\psi_a(\mathbf{r}_1)$ and $\psi_b(\mathbf{r}_1)$ that the electron can sit in.

Both J_{ab} and K_{ab} are positive definite. This is not obvious for K_{ab} , but is intuitively true because the integral is dominated by the region $\mathbf{r}_1 \approx \mathbf{r}_2$ where the numerator is approximately $|\psi_a(\mathbf{r})|^2|\psi_b(\mathbf{r})|^2$. Since the shift in energy is $\Delta E_{ab\pm} = J_{ab} \pm K_{ab}$ we see that, as expected, the spin-triplet states with spatial anti-symmetry have lower energy.

We've learned that each of the spin-triplet states is lower than its spin-singlet counterpart. But what of the ordering of $1s^1 2s^1$ vs $1s^1 2p^1$? For this, we have to do the integrals J and K . One finds that the pair of $2s$ energy levels have lower energy than the pair of $2p$ energy levels. This, of course, is the beginning of the aufbau principle: the $2s$ levels fill up before the $2p$ levels. The resulting energy levels are shown in the diagram.

Taken literally, our calculation suggests that the $2s$ state has lower energy because it does a better job at avoiding the original $1s$ electron. This is misleading: it's more an artefact of our (not particularly good) perturbative approach to the problem, rather than a way to good description of the underlying physics. One could do a better job by introducing variational wavefunctions, similar to those we looked at for the ground state. This approach would highlight the reason why states of higher l have higher energy. This reason is screening.

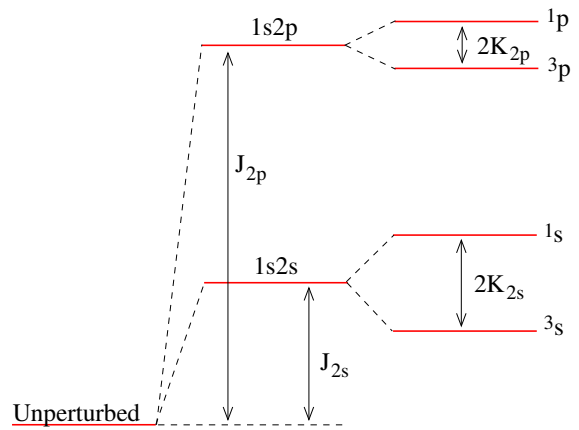


Figure 20:

As we've seen, excited states of helium sit in both spin-singlets and spin-triplets. Parity means that transitions between these two states can only occur through the emission of two photons which makes these transitions much rarer. The lifetime of the $1s2s$ state turns out to be around 2.2 hours. This is very long on atomic timescales; indeed, it is the longest lived of all excited states of neutral atoms. It is said to be *meta-stable*. Before these transitions were observed, it was thought that there were two different kinds of helium atoms: those corresponding to spin-singlet states and those corresponding to spin-triplets. Historically the spin-singlet states were referred to as *parahelium*, the spin-triplet states as *orthohelium*.

The punchline from the story above is that spatially anti-symmetric wavefunctions are preferred since these come with a negative exchange energy. The fermionic nature of electrons means that these wavefunctions sit in a spin-triplet states. This fact plays an important role in many contexts beyond atomic physics. For example, the spins in solids often have a tendency to align, a phenomenon known as *ferromagnetism*. This too can be traced to the exchange integral for the Coulomb repulsion between atoms preferring the spins to sit in a triplet state. This results in the kind of $\mathbf{S}_1 \cdot \mathbf{S}_2$ spin-spin interaction that we met in the [Statistical Physics](#) course when discussing the Ising model.

3.2.3 An Instability of (Very) Large Nuclei

The periodic table doesn't go on for ever. The heaviest, stable element is Bismuth-209 with $Z = 83$. There are heavier elements with long lifetimes, such as Uranium-238 with $Z = 92$ which has a half-life of around 4.5 billion years. But as you continue to go

up in atomic number, the half-lives become much shorter. The heaviest elements with $Z = 117$ and $Z = 118$ have to be created artificially and have a half-life measured in milliseconds.

This instability arises because the repulsive Coulomb force between protons defeats the attractive, but short-ranged, interaction of the strong nuclear force. The full details are complicated and clearly need an understanding of the strong nuclear force.

However, there is another instability of heavy, charged nuclei that involves only electromagnetism and is very easy to see. This follows simply from the binding energy (3.3) of an electron with the nucleus,

$$E_1 = -\frac{(Z\alpha)^2 mc^2}{2} \quad \text{where} \quad \alpha = \frac{e^2}{4\pi\epsilon_0\hbar c} \approx \frac{1}{137}$$

If this binding energy is sufficiently large, then it's energetically preferable to produce an electron-positron pair out of the vacuum. Of course, this costs a significant amount of energy: it's $E_{\text{pair}} = 2mc^2$, where the factor of two is there because both the electron and positron must be created. But the electron can then be captured by the nucleus, saving E_1 of energy. (Admittedly, we are assuming that the nucleus has been stripped of orbiting electrons here so the lowest slot is not already taken.) The end result would be that the nucleus spits out a positron, collecting a tightly-bound electron. This whole process is energetically preferable if

$$E_1 + E_{\text{pair}} < 0 \quad \Rightarrow \quad Z > \frac{2}{\alpha}$$

The factor of 2, means that this particular instability only kicks in when $Z \approx 280$ which means that it's not the mechanism that destabilises the heavy elements in the periodic table.

3.3 Self-Consistent Field Method

As we've seen from our attempts to understand helium, a naive application of perturbation theory is not particularly effective. Not only does it become complicated as the number of possible states grows, but it also fails to capture the key physics of screening.

In this section, we will develop a variational approach to multi-electron atoms where, as we will see, the concept of screening sits centre stage. The idea is to attempt to reduce our multi-particle problem to a single-particle problem. But we don't do this merely by ignoring the effects of the other particles; instead we will alter our Hamiltonian in a way that takes these other particles into account. This method is rather similar to the *mean field theory* approach that we met in [Statistical Physics](#); in both cases, one averages over many particles to find an effective theory for a single particle.

3.3.1 The Hartree Method

We start by considering a variational ansatz for the multi-particle wavefunction. For now, we will forget that the electrons are fermions. This means that we won't impose the requirement that the wavefunction is anti-symmetric under the exchange of particles, nor will we include the spin degrees of freedom. Obviously, this is missing something important but it will allow us to highlight the underlying physics. We will fix this oversight in Section 3.3.3 when we discuss the Hartree-Fock method.

We pretend that the electrons are independent and take as our ansatz the product wavefunction

$$\Psi(\mathbf{r}_1, \dots, \mathbf{r}_N) = \psi_{a_1}(\mathbf{r}_1) \psi_{a_2}(\mathbf{r}_2) \dots \psi_{a_N}(\mathbf{r}_N) \quad (3.33)$$

Here the labels a_i denote various quantum numbers of the one-particle states. We will ultimately see that the states $\psi_a(\mathbf{r})$ are eigenstates of a rotationally invariant Hamiltonian, albeit one which is different from the hydrogen Hamiltonian. This means that we can label each state by the usual quantum numbers

$$a = (n, l, m)$$

Although we haven't imposed anti-symmetry of the wavefunction, we do get to choose these quantum numbers for the states. This means that we can, for example, use this ansatz to look at the 3-particle states that lie in the shell $1s^2 2s^1$ as an approximation for the ground state of lithium.

We will view (3.33) as a very general variational ansatz, where we get to pick anything we like for each $\psi_a(\mathbf{r})$. We should compare this to the kind of variational ansatz (3.25) where we allowed only a single parameter Z to vary. For the Hartree ansatz, we have an infinite number of variational parameters.

The multi-electron Hamiltonian is

$$H = \sum_{i=1}^N \left(-\frac{\hbar^2}{2m} \nabla_i^2 - \frac{Ze^2}{4\pi\epsilon_0} \frac{1}{r_i} \right) + \sum_{i<j} \frac{e^2}{4\pi\epsilon_0} \frac{1}{|\mathbf{r}_i - \mathbf{r}_j|}$$

Evaluated on our ansatz (3.33), the average energy is

$$\begin{aligned} \langle E \rangle = & \sum_{i=1}^N \int d^3r \psi_{a_i}^*(\mathbf{r}) \left(-\frac{\hbar^2}{2m} \nabla^2 - \frac{Ze^2}{4\pi\epsilon_0} \frac{1}{r} \right) \psi_{a_i}(\mathbf{r}) \\ & + \frac{e^2}{4\pi\epsilon_0} \sum_{i<j} \int d^3r d^3r' \frac{\psi_{a_i}^*(\mathbf{r}) \psi_{a_j}^*(\mathbf{r}') \psi_{a_i}(\mathbf{r}) \psi_{a_j}(\mathbf{r}')}{|\mathbf{r} - \mathbf{r}'|} \end{aligned} \quad (3.34)$$

The last term is an example of the kind of “direct integral” (3.31) that we met when discussing helium.

To find the best approximation to the ground state within the product ansatz (3.33), we minimize $\langle E \rangle$ over all possible states. However, there’s a catch: the states $\psi_a(\mathbf{r})$ must remain normalised. This is easily achieved by introducing Lagrange multipliers. To this end, consider the functional

$$F[\Psi] = \langle E \rangle - \sum_i \epsilon_i \left(\int d^3r |\psi_{a_i}(\mathbf{r})|^2 - 1 \right)$$

with ϵ_i the N Lagrange multipliers imposing the normalisation condition.

Because the wavefunction is complex, we can vary its real and imaginary parts independently. Since we have N independent wavefunctions, this gives rise to $2N$ real conditions. It’s not too hard to convince yourself that this is formally equivalent to the treating $\psi(\mathbf{r})$ and $\psi^*(\mathbf{r})$ as independent and varying each of them, leaving the other fixed. Minimizing $F[\Psi]$ then requires us to solve

$$\frac{\delta F[\Psi]}{\delta \psi_{a_i}^*(\mathbf{r})} = 0 \quad \text{and} \quad \frac{\delta F[\Psi]}{\delta \psi_{a_i}(\mathbf{r})} = 0$$

The first of these is N complex conditions, while the second is simply the conjugate of the first. These N complex conditions are called the *Hartree equations*,

$$\left[-\frac{\hbar^2}{2m} \nabla^2 - \frac{Ze^2}{4\pi\epsilon_0 r} + \frac{e^2}{4\pi\epsilon_0} \sum_{j \neq i} \int d^3r' \frac{|\psi_{a_j}(\mathbf{r}')|^2}{|\mathbf{r} - \mathbf{r}'|} \right] \psi_{a_i}(\mathbf{r}) = \epsilon_i \psi_{a_i}(\mathbf{r}) \quad (3.35)$$

These equations look tantalisingly similar to the Schrödinger equation. The only difference — and it is a big difference — is that the effective potential for $\psi_{a_i}(\mathbf{r})$ depends on the wavefunctions for all the other electrons, through the contribution

$$U_{a_i}(\mathbf{r}) = \frac{e^2}{4\pi\epsilon_0} \sum_{j \neq i} \int d^3r' \frac{|\psi_{a_j}(\mathbf{r}')|^2}{|\mathbf{r} - \mathbf{r}'|} \quad (3.36)$$

Physically this is clear: the potential $U_{a_i}(\mathbf{r})$ is the electrostatic repulsion due to all the other electrons. Note that each electron experiences a different effective Hamiltonian, with a different $U_{a_i}(\mathbf{r})$. The catch is that each of the $\psi_{a_j}(\mathbf{r})$ that appears in the potential $U(\mathbf{r})$ is also determined by one of the Hartree equations.

The Hartree equations (3.35) are not easy to solve. They are N coupled non-linear integro-differential equations. We see that there's a certain circularity needed to get to the solution: the potentials $U_{a_i}(\mathbf{r})$ determine the wavefunctions but are also determined by the wavefunctions. In this sense, the ultimate solution for $U_{a_i}(\mathbf{r})$ is said to be “self-consistent”.

The usual techniques that we use for the Schrödinger equation do not work for the Hartree equations. Instead, we usually proceed iteratively. We start by guessing a form for the potentials $U_{a_i}(\mathbf{r})$ which we think is physically realistic. Often this involves making the further approximation that $U(\mathbf{r})$ is spherically symmetric, so we replace

$$U_{a_i}(\mathbf{r}) \rightarrow U_{a_i}(r) = \int \frac{d\Omega}{4\pi} U_{a_i}(\mathbf{r})$$

Then, with this potential in hand, we solve the Schrödinger equations

$$\left[-\frac{\hbar^2}{2m} \nabla^2 - \frac{Ze^2}{4\pi\epsilon_0} \frac{1}{r} + U_{a_i}(r) \right] \psi_{a_i}(\mathbf{r}) = \epsilon_i \psi_{a_i}(\mathbf{r}) \quad (3.37)$$

This can be done numerically. We then substitute the resulting wavefunctions back into the definition of the potential (3.36) and then play the whole game again. If we chose a good starting point, this whole process will begin to converge.

Suppose that we've done all of this. What is the answer for the ground state energy of the atom? From (3.35), the Lagrange multipliers ϵ_i look like the energies of individual particles. We can write

$$\epsilon_i = \int d^3r \psi_{a_i}^*(\mathbf{r}) \left[-\frac{\hbar^2}{2m} \nabla^2 - \frac{Ze^2}{4\pi\epsilon_0} \frac{1}{r} + \frac{e^2}{4\pi\epsilon_0} \sum_{j \neq i} \int d^3r' \frac{|\psi_{a_j}(\mathbf{r}')|^2}{|\mathbf{r} - \mathbf{r}'|} \right] \psi_{a_i}(\mathbf{r})$$

Summing these gives an expression that is almost the same as the expected energy (3.34), except that the sum $\sum_i \sum_{j \neq i}$ is twice the sum $\sum_{i < j}$. Then, evaluated on the solutions to the Hartree equations, the energy given by

$$\langle E \rangle = \sum_i \epsilon_i - \frac{e^2}{4\pi\epsilon_0} \sum_{i < j} \int d^3r d^3r' \frac{|\psi_{a_j}(\mathbf{r}')|^2 |\psi_{a_i}(\mathbf{r})|^2}{|\mathbf{r} - \mathbf{r}'|}$$

By the usual variational arguments, this gives an upper bound for the ground state energy.

An Example: Potassium

We won't describe in detail the numerical solutions to the Hartree equations (nor to the more sophisticated Hartree-Fock equations that we will meet shortly). We can, however, use this approach to offer some hand-waving intuition for one of the more surprising features of the aufbau principle: why does the $4s$ state fill up before the $3d$ state?

This question first arises in potassium, an alkali metal with electron configuration $1s^2 2s^2 2p^6 3s^2 3p^6 4s^1$. Why is the last electron in $4s$ rather than $3d$ as the non-interacting picture of electrons would suggest?

In the Hartree approach, we see that the electron experiences an effective potential with Schrödinger equation (3.37). The key piece of physics that determines $U(r)$ is, once again, screening. When the electron is far away, the nuclear charge Ze is expected to be almost entirely screened by the other $Z - 1$ electrons. In contrast, when the electron is close to the nucleus, we expect that it feels the full force of the Ze charge. On these grounds, the total effective potential should be

$$-\frac{Ze^2}{4\pi\epsilon_0 r} + U(r) = -\frac{Z(r)e^2}{4\pi\epsilon_0 r}$$

where $Z(r)$ is some function which interpolates between $Z(r) \rightarrow Z$ as $r \rightarrow 0$ and $Z(r) \rightarrow 1$ as $r \rightarrow \infty$.

We should now solve the Schrödinger equation with this potential. All quantum states are labelled by the usual triplet (n, l, m) , but as the potential is no longer simply $1/r$ the energy levels will depend on both n and l . The basic physics is the same as we described for the excited states of helium. The $l = 0$ s-wave states extend to the origin which causes their energy to be lower. In contrast, the higher l states experience an angular momentum barrier which keeps them away from the origin and raises their energy. This explains why $3s$ fills up before $3p$. But this same screening effect also lowers the $4s$ states below that of $3d$.

3.3.2 The Slater Determinant

The Hartree ansatz (3.33) is not anti-symmetric under the exchange of particles. As such, it is not a physical wavefunction in the Hilbert space of fermions. We would like to remedy this.

Our task is a simple one: given a collection of 1-particle states, how do we construct a multi-particle wavefunction for fermions that are anti-symmetric under the exchange of any pair of particles? This general question arises in many contexts beyond the spectrum of atoms.

We will use the notation $|\psi_i(j)\rangle$ to mean the particle j occupies the one-particle state $|\psi_i\rangle$. Then we can build a suitably anti-symmetrised N -particle wavefunction by using the *Slater determinant*,

$$|\Psi\rangle = \frac{1}{\sqrt{N!}} \begin{vmatrix} |\psi_1(1)\rangle & |\psi_1(2)\rangle & \dots & |\psi_1(N)\rangle \\ |\psi_2(1)\rangle & |\psi_2(2)\rangle & \dots & |\psi_2(N)\rangle \\ \vdots & & \ddots & \\ |\psi_N(1)\rangle & |\psi_N(2)\rangle & \dots & |\psi_N(N)\rangle \end{vmatrix}$$

Expanding out the determinant gives $N!$ terms that come with plus and minus signs. The overall factor of $1/\sqrt{N!}$ ensures that the resulting state is normalised. The plus and minus signs provide the anti-symmetry that we need for fermions. In fact, we can see this quickly without expanding out: swapping the first and second particle is tantamount to swapping the first and second rows of the matrix. But we know that this changes the determinant by a minus sign. In particular, if two particles sit in the same state then the rows of the matrix become linearly dependent and the determinant vanishes. In this way, the Slater determinant enforces the Pauli exclusion principle.

One can build the Slater determinant for any states $|\psi_i\rangle$ which span an N -dimensional Hilbert space. It will be convenient to choose the states $|\psi_i\rangle$ to form an orthogonal basis.

An Example: Helium

For helium, we take the set of one-particle states to be the hydrogen wavefunctions for $Z = 2$, so $|\psi_a\rangle = \psi_{(n,l,m)}(\mathbf{r}) \otimes |m_s\rangle$ where the spin quantum number $m_s = \pm\frac{1}{2}$ is usually replaced by the notation $|\frac{1}{2}\rangle = |\uparrow\rangle$ and $|\frac{-1}{2}\rangle = |\downarrow\rangle$.

For the ground state we place both particles in the $1s$ state with different spins. The corresponding Slater determinant is

$$\frac{1}{\sqrt{2}} \begin{vmatrix} \psi_{1s}(\mathbf{r}_1) \otimes |\uparrow\rangle & \psi_{1s}(\mathbf{r}_2) \otimes |\uparrow\rangle \\ \psi_{1s}(\mathbf{r}_1) \otimes |\downarrow\rangle & \psi_{1s}(\mathbf{r}_2) \otimes |\downarrow\rangle \end{vmatrix} = \psi_{1s}(\mathbf{r}_1)\psi_{1s}(\mathbf{r}_2) \otimes |0,0\rangle$$

where $|0,0\rangle$ is the spin-singlet state (3.26). This is the ground state of helium that we used previously.

When particles sit in different hydrogenic states, there are more possibilities for the Slater determinant. For example, for the $1s^1 2s^1$ excited state, there are four Slater determinants. Two of these sit in spin eigenstates

$$\frac{1}{\sqrt{2}} \begin{vmatrix} \psi_{1s}(\mathbf{r}_1) \otimes |\uparrow\rangle & \psi_{1s}(\mathbf{r}_2) \otimes |\uparrow\rangle \\ \psi_{2s}(\mathbf{r}_1) \otimes |\uparrow\rangle & \psi_{2s}(\mathbf{r}_2) \otimes |\uparrow\rangle \end{vmatrix} = \Psi_-(\mathbf{r}_1, \mathbf{r}_2) \otimes |1, 1\rangle$$

$$\frac{1}{\sqrt{2}} \begin{vmatrix} \psi_{1s}(\mathbf{r}_1) \otimes |\downarrow\rangle & \psi_{1s}(\mathbf{r}_2) \otimes |\downarrow\rangle \\ \psi_{2s}(\mathbf{r}_1) \otimes |\downarrow\rangle & \psi_{2s}(\mathbf{r}_2) \otimes |\downarrow\rangle \end{vmatrix} = \Psi_-(\mathbf{r}_1, \mathbf{r}_2) \otimes |1, -1\rangle$$

where $\Psi_{\pm}(\mathbf{r}_1, \mathbf{r}_2) = \frac{1}{\sqrt{2}}(\psi_{1s}(\mathbf{r}_1)\psi_{2s}(\mathbf{r}_2) \pm \psi_{1s}(\mathbf{r}_2)\psi_{2s}(\mathbf{r}_1))$ and $|1, m\rangle$ are the spin-triplet states (3.29). Meanwhile, the other Slater determinants are

$$\frac{1}{\sqrt{2}} \begin{vmatrix} \psi_{1s}(\mathbf{r}_1) \otimes |\uparrow\rangle & \psi_{1s}(\mathbf{r}_2) \otimes |\uparrow\rangle \\ \psi_{2s}(\mathbf{r}_1) \otimes |\downarrow\rangle & \psi_{2s}(\mathbf{r}_2) \otimes |\downarrow\rangle \end{vmatrix} = \frac{1}{\sqrt{2}}(\Psi_+(\mathbf{r}_1, \mathbf{r}_2) \otimes |0, 0\rangle + \Psi_-(\mathbf{r}_1, \mathbf{r}_2) \otimes |1, 0\rangle)$$

$$\frac{1}{\sqrt{2}} \begin{vmatrix} \psi_{1s}(\mathbf{r}_1) \otimes |\downarrow\rangle & \psi_{1s}(\mathbf{r}_2) \otimes |\downarrow\rangle \\ \psi_{2s}(\mathbf{r}_1) \otimes |\uparrow\rangle & \psi_{2s}(\mathbf{r}_2) \otimes |\uparrow\rangle \end{vmatrix} = \frac{1}{\sqrt{2}}(\Psi_+(\mathbf{r}_1, \mathbf{r}_2) \otimes |0, 0\rangle - \Psi_-(\mathbf{r}_1, \mathbf{r}_2) \otimes |1, 0\rangle)$$

We see that the Slater determinants do not necessarily give spin eigenstates.

This is one of the short-comings of the Slater determinant. In general, one can show that the state $|\Psi\rangle$ can always be guaranteed to be an eigenstate of angular momentum L_z and spin S_z . But it is not always an eigenstate of \mathbf{L}^2 and \mathbf{S}^2 .

3.3.3 The Hartree-Fock Method

The *Hartree-Fock* method is a repeat of the Hartree method, but now with the fully anti-symmetrised wavefunction

$$|\Psi\rangle = \frac{1}{\sqrt{N!}} \begin{vmatrix} |\psi_{a_1}(1)\rangle & |\psi_{a_1}(2)\rangle & \dots & |\psi_{a_1}(N)\rangle \\ |\psi_{a_2}(1)\rangle & |\psi_{a_2}(2)\rangle & \dots & |\psi_{a_2}(N)\rangle \\ \vdots & & \ddots & \\ |\psi_{a_N}(1)\rangle & |\psi_{a_N}(2)\rangle & \dots & |\psi_{a_N}(N)\rangle \end{vmatrix} \quad (3.38)$$

Further, we will take the quantum numbers a_i to include both the (n, l, m) information about the orbital angular momentum state, as well as the spin degrees of freedom of the electron. (Had we included spin in the original Hartree ansatz, it simply would have dropped out of the final answer; but now that we have anti-symmetry the spin wavefunctions are correlated with the spatial wavefunctions.)

Repeating the Hartree story, we find that the average energy in the state $|\Psi\rangle$ contains one extra term

$$\begin{aligned} \langle E \rangle = & \sum_{i=1}^N \int d^3r \psi_{a_i}^*(\mathbf{r}) \left(-\frac{\hbar^2}{2m} \nabla^2 - \frac{Ze^2}{4\pi\epsilon_0 r} \right) \psi_{a_i}(\mathbf{r}) \\ & + \frac{e^2}{4\pi\epsilon_0} \sum_{i<j} \int d^3r d^3r' \frac{\psi_{a_i}^*(\mathbf{r}) \psi_{a_j}^*(\mathbf{r}') \psi_{a_i}(\mathbf{r}) \psi_{a_j}(\mathbf{r}')}{|\mathbf{r} - \mathbf{r}'|} \\ & - \frac{e^2}{4\pi\epsilon_0} \sum_{i<j} \int d^3r d^3r' \frac{\psi_{a_i}^*(\mathbf{r}) \psi_{a_j}^*(\mathbf{r}') \psi_{a_i}(\mathbf{r}') \psi_{a_j}(\mathbf{r}) \delta_{m_{s_i}, m_{s_j}}}{|\mathbf{r} - \mathbf{r}'|} \end{aligned}$$

The last term is an exchange integral of the kind we met when discussing the helium atom (3.32). The delta function ensures that it only contributes if the a_i and a_j spin states coincide.

While the direct integral clearly captures the electrostatic repulsion between electrons, it is somewhat harder to drape comforting classical words around the exchange term. It is a purely quantum effect arising from the Pauli exclusion principle. Nonetheless, we can extract some physics from it, in particular from the fact that the delta function means that the exchange term lowers the energy only when spins are aligned. This means that, all else being equal, the spins will wish to align. This is the first of three *Hund's rules*. (The other two describe the preferential order to fill degenerate states with quantum numbers \mathbf{L} and $\mathbf{J} = \mathbf{L} + \mathbf{S}$; we won't discuss these second two rules in these lectures.)

In practice, this does nothing for a filled shell. In this case, half the electrons have spin up and the other half spin down. However, when we start to fill a shell, the exchange term means that it's preferable for all the spins to point in the same direction. This suggests that half-filled shells should be particularly stable and the next electron to go in after half-filling should have a noticeably larger energy and so the atom will, correspondingly, have a smaller ionization energy.

We can see evidence for this by looking again at the ionization data. The ionization energy does not increase monotonically between Li and Ne: there are two glitches. The first of these is the jump from beryllium ($2s^2$) to boron ($2s^2 2p^1$) where we jump to another shell. The other is the jump from nitrogen ($1s^2 2s^2 2p^3$) to oxygen ($1s^2 2s^2 2p^4$). Nitrogen has a half-filled $2p$ sub-shell, where all three electrons have spin up to benefit from the exchange energy. But for oxygen one electron is spin down, and the benefit from the exchange energy is less. This means that the next electron costs higher energy and, correspondingly, the ionization energy is smaller. The same behaviour is

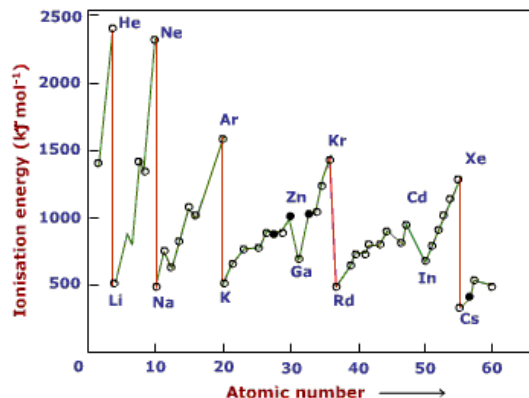


Figure 21: Ionization data again.

seen to disrupt the linear growth between Na and Ar. The two glitches occur between manganese ($[\text{Ne}]3s^2$) and aluminium ($[\text{Ne}]3s^23p^1$) where we jump to the next shell, and between phosphorus ($[\text{Ne}]3s^23p^3$) to sulphur ($[\text{Ne}]3s^23p^3$) where we cross the half-filled sub-shell.

The exchange energy also lies behind one of the exceptions to the aufbau principle. Recall that chromium has electron configuration $[\text{Ar}]3d^54s^1$ as opposed to the aufbau-predicted $[\text{Ar}]3d^44s^2$. The former configuration has lower energy because it allows all spins to point up and so benefits more from the exchange term.

Minimising the energy $\langle E \rangle$ gives us N coupled equations

$$\left[-\frac{\hbar^2}{2m} \nabla^2 - \frac{Ze^2}{4\pi\epsilon_0 r} + U(\mathbf{r}) \right] \psi_{a_i}(\mathbf{r}) - \int d^3r' U_{a_i}^{\text{ex}}(\mathbf{r}, \mathbf{r}') \psi_{a_i}(\mathbf{r}') = \epsilon_i \psi_{a_i}(\mathbf{r}) \quad (3.39)$$

where $U(\mathbf{r})$ is given by

$$U(\mathbf{r}) = \frac{e^2}{4\pi\epsilon_0} \sum_{j=1}^N \int d^3r' \frac{|\psi_{a_j}(\mathbf{r}')|^2}{|\mathbf{r} - \mathbf{r}'|}$$

This differs from the Hartree expression (3.36) because we sum over all states \sum_j rather than $\sum_{j \neq i}$. This is a simplification because it means that all electrons feel the same potential. However, it is also puzzling because it would appear to suggest that we need to include a “self-interaction” between the electrons. But this $i = j$ term is an artefact of the way we’ve written things: it cancels the corresponding term in the exchange

integral, which is given by

$$U_{a_i}^{\text{ex}}(\mathbf{r}, \mathbf{r}') = \frac{e^2}{4\pi\epsilon_0} \sum_{j=1}^N \int d^3r' \frac{\psi_{a_j}^*(\mathbf{r}') \psi_{a_j}(\mathbf{r})}{|\mathbf{r} - \mathbf{r}'|} \delta_{m_{s_i}, m_{s_j}}$$

This is sometimes referred to as a *non-local potential*. This term does depend on the state a_i , but only through the spin dependence. This means that each electron experiences one of two different exchange potentials, U_{\uparrow}^{ex} or $U_{\downarrow}^{\text{ex}}$.

The set of equations (3.39) are known as the *Hartree-Fock equations*. It should come as no surprise to learn that they are no easier to solve than the Hartree equations. Indeed, the presence of the exchange term makes even numerical solutions considerably harder to come by. Nonetheless, this scheme has some success in reproducing the properties of atoms observed in the periodic table, in particular the aufbau principle.

Limitations of Hartree-Fock

We finish with a warning. Throughout this section, we've used the language of one-particle states to describe atoms. Indeed, the basic idea that we've focussed on is that atoms are made by filling successive shells of states. This is something that is often taught in high school and, over time, becomes so familiar that we don't question it. The Hartree-Fock method panders to this idea because it looks for states within the anti-symmetrised product ansatz (3.38). However, the vast majority of states in the Hilbert space are not of the product form and, for complicated atoms, it's quite possible, indeed likely, that the true ground state is a superposition of such states. In this case the very language of filing shells become inappropriate since there's no way to say that any electron sits in a given state.

4. Atoms in Electromagnetic Fields

Our goal in this chapter is to understand how atoms interact with electromagnetic fields.

There will be several stages to our understanding. We start by looking at atoms in constant, background electromagnetic fields. Because these fields break various symmetries of the problem, we expect to see a splitting in the degeneracies of states. The splitting of the atomic spectrum due to an electric field is called the *Stark effect*. The splitting due to a magnetic field is called the *Zeeman effect*. We deal with each in turn.

We then move on to look at what happens when we shine light on atoms. Here the physics is more dramatic: the atom can absorb a photon, causing the electron to jump from one state to a higher one. Alternatively the electron can decay to lower state, emitting a photon as it falls. We will begin with a classical treatment of the light but, ultimately, we will need to treat both light and atoms in a quantum framework.

4.1 The Stark Effect

“Schrödinger applied perturbation theory to the Stark effect. It was my task to present his perturbation theory to the seminar, which sounded perfectly straightforward, and I have used perturbation theory ever since. Whether it is applicable or not.”

Hans Bethe

Consider the hydrogen atom, where the electron also experience a constant, background electric field. We'll take the electric field to lie in the z direction, $\mathbf{E} = \mathcal{E}\hat{\mathbf{z}}$. The Hamiltonian is

$$H = -\frac{\hbar^2}{2m}\nabla^2 - \frac{e^2}{4\pi\epsilon_0 r} + e\mathcal{E}z \quad (4.1)$$

The total potential energy, $V(z) = e\mathcal{E}z - e^2/4\pi\epsilon_0 r$ is sketched in the diagram.

The first thing to note is that the potential is unbounded below as $z \rightarrow -\infty$. This means that all electron bound states, with wavefunctions localised near the origin, are now unstable. Any electron can tunnel through the barrier to the left, and then be accelerated by the electric field to $z \rightarrow -\infty$. However, we know from our WKB analysis in Section 2.2.5 that the probability rate for tunnelling is exponentially suppressed by the height of the barrier (see, for example, (2.30)). This means that the lowest lying energy levels will have an extremely long lifetime.

If you want some numbers, the strength of a typical electric field is around $\mathcal{E} \sim 10 \text{ eV cm}^{-1}$. We know that the ground state of hydrogen is $E_0 \sim -13.6 \text{ eV}$ and the Bohr radius is $a_0 \sim 5 \times 10^{-9} \text{ cm}$, which suggests that the typical electric field inside the atom is around $\mathcal{E}_{\text{atom}} \sim 10^9 \text{ eV cm}^{-1}$, which is eight orders of magnitude greater than the applied electric field. On general grounds, we expect that the tunnelling probability is suppressed by a factor of e^{-10^8} . At this point it doesn't really matter what our units are, this is going to be a very small number. The states which are well bound are stable for a very long time. Only those states very close to threshold are in danger of being destabilised by the electric field. For this reason, we'll proceed by ignoring the instability.

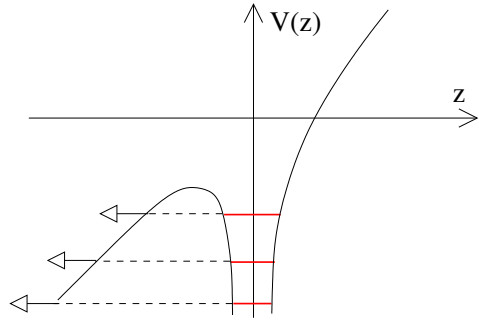


Figure 22:

4.1.1 The Linear Stark Effect

We're going to work in perturbation theory. Before we look at the hydrogen atom, here's a general comment about what happens when you perturb by electric fields. Suppose that we have a non-degenerate energy eigenstate $|\psi\rangle$. Then adding a background, constant electric field will shift the energy levels by

$$\Delta E = \langle \psi | e\mathbf{E} \cdot \mathbf{x} | \psi \rangle = -\mathbf{P} \cdot \mathbf{E} \quad (4.2)$$

where we have introduced the *electric dipole*

$$\mathbf{P} = -e \langle \psi | \mathbf{x} | \psi \rangle = -e \int d^3x \mathbf{x} |\psi(\mathbf{x})|^2 \quad (4.3)$$

The shift in energies is first order in the electric field and is known as the *linear Stark effect*.

For the hydrogen atom, there is an extra complication: the states $|n, l, m\rangle$ are degenerate. The energy levels

$$(E_0)_n = -\frac{Ry}{n^2}$$

with $Ry \approx -13.6 \text{ eV}$ have degeneracy n^2 (ignoring spin). This means that we will have to work with degenerate perturbation theory. For the electric field $\mathbf{E} = \mathcal{E}\hat{\mathbf{z}}$, we must compute the matrix elements

$$\langle n, l', m' | z | n, l, m \rangle$$

With a large degeneracy of n^2 , this looks like it becomes increasingly complicated as we go up in energy levels. Fortunately, there is a drastic simplification.

The first simplification follows from using the parity operator π . Recall from Section 1.1 that the states of the hydrogen atom transform as (1.10)

$$\pi|n, l, m\rangle = (-1)^l|n, l, m\rangle$$

from which we have

$$\begin{aligned}\langle n, l', m'|z|n, l, m\rangle &= (-1)^{l+l'}\langle n, l', m'|\pi z\pi|n, l, m\rangle \\ &= (-1)^{l+l'+1}\langle n, l', m'|z|n, l, m\rangle\end{aligned}$$

This means that the matrix element is non-vanishing only if $l+l'$ is odd. From this, we immediately learn that the unique ground state $|n=1, 0, 0\rangle$ does not change its energy at leading order.

We can also use the fact that the perturbation commutes with L_z . This means that

$$\begin{aligned}m\hbar\langle n, l', m'|z|n, l, m\rangle &= \langle n, l', m'|zL_z|n, l, m\rangle \\ &= \langle n, l', m'|L_zz|n, l, m\rangle = m'\hbar\langle n, l', m'|z|n, l, m\rangle\end{aligned}$$

So the perturbation is non-vanishing only if $m = m'$. (In Section 4.3.3, we'll see that electric fields in the x or y direction have non-vanishing matrix elements only if $m' = m \pm 1$.)

This is enough to determine the corrections to the $n = 2$ states. The $|2, 1, \pm 1\rangle$ states remain unaffected at leading order. Meanwhile, the $|2, 0, 0\rangle$ state mixes with the $|2, 1, 0\rangle$ state. The integrals over the hydrogen wavefunctions are straightforward to evaluate and yield

$$U = \langle 2, 0, 0|z|2, 1, 0\rangle = -3e\mathcal{E}a_0$$

The first corrections to the energy are then given by the eigenvalues of the matrix

$$3e\mathcal{E}a_0 \begin{pmatrix} 0 & 1 \\ 1 & 0 \end{pmatrix}$$

We learn that, to first order in perturbation theory, the $n = 2$ energy eigenstates and eigenvalues are given by

$$|2, 1, \pm 1\rangle \quad \text{with} \quad E = (E_0)_{n=2} \quad (4.4)$$

and

$$|2, \pm\rangle = \frac{1}{\sqrt{2}}(|2, 0, 0\rangle \pm |2, 1, 0\rangle) \quad \text{with} \quad E = (E_0)_{n=2} \pm 3e\mathcal{E}a_0 \quad (4.5)$$

From our general discussion above, we learn that the eigenstates $|2, \pm\rangle$ can be thought of as having a permanent electric dipole moment (4.3).

For higher energy levels $n \geq 3$, we need to look at the different l quantum numbers more carefully. In Section 4.3.3, we will show that $\langle n, l', m' | z | n, l, m \rangle$ is non-vanishing only if $l' = l \pm 1$.

4.1.2 The Quadratic Stark Effect

We saw above that the vast majority of states do not receive corrections at first order in perturbation theory. This is because these states do not have a permanent dipole moment \mathbf{P} , a fact which showed up above as the vanishing of matrix elements due to parity.

However, at second order in perturbation theory all states will receive corrections. As we now see, this can be understood as the formation of an *induced* dipole moment.

Here we focus on the ground state $|1, 0, 0\rangle$. A standard application of second order perturbation theory tells us that the shift of the ground state energy level is

$$\Delta E = e^2 \mathcal{E}^2 \sum_{n=2}^{\infty} \sum_{l,m} \frac{|\langle 1, 0, 0 | z | n, l, m \rangle|^2}{E_1 - E_n} \quad (4.6)$$

In fact, strictly speaking, we should also include an integral over the continuum states, as well as the bound states above. However, it turns out that these are negligible. Moreover, the summand above turns out to scale as $1/n^3$ for large n , so only the first few n contribute significantly.

The exact result is not so important for our purposes. More interesting is the parametric dependence which follows from (4.6)

$$\Delta E = -4\pi\epsilon_0 C \mathcal{E}^2 a_0^3$$

where C is a number of order 1 that you get from doing the sum. For what it's worth, $C = \frac{9}{4}$.

The polarisation is given by

$$\mathbf{P} = -\nabla_{\mathbf{E}} E \quad (4.7)$$

where $\nabla_{\mathbf{E}}$ means “differentiate with respect to the components of the electric field” and the thing we’re differentiating, which is a non-bold E , is the energy. Note that for states with a permanent dipole, this definition agrees with the energy (4.2) which is linear in the electric field. However, for states with an induced dipole, the energy is typically proportional to $\mathbf{E} \cdot \mathbf{E}$, and the definition (4.7) means that it can be written as

$$\Delta E = -\frac{1}{2} \mathbf{P} \cdot \mathbf{E}$$

From our expression above, we see that the ground state of hydrogen has an induced polarisation of this kind, given by

$$\mathbf{P} = 2C \times 4\pi\epsilon_0 a_0^3 \mathbf{E} \quad (4.8)$$

We’ve actually seen the result (4.8) before: in the lectures on [Electromagnetism](#) we discussed Maxwell’s equations in matter and started with a simple classical model of the polarisation of an atom that gave the expression (4.8) with $2C = 1$ (see the start of Section 7.1 of those lectures.). The quantum calculation above, with $2C = \frac{9}{2}$, is the right way to do things.

Degeneracies in the Presence of an Electric Field

As we’ve seen above, only degenerate states $|n, l', m'\rangle$ and $|n, l, m\rangle$ with $l = l'$ and $m = m'$ are affected at leading order in perturbation theory. All states are affected at second order. When the dust settles, what does the spectrum look like?

On general grounds, we expect that the large degeneracy of the hydrogen atom is lifted. The addition of an electric field breaks both the hidden $SO(4)$ symmetry of the hydrogen atom — which was responsible for the degeneracy in l — and the rotational symmetry which was responsible for the degeneracy in m . We therefore expect these degeneracies to be lifted and, indeed, this is what we find. We retain the spin degeneracy, $m_s = \pm\frac{1}{2}$, since the electric field is blind to the spin.

There is, however, one further small degeneracy that remains. This follows from the existence of two surviving symmetries of the Hamiltonian (4.1). The first is rotations in the (x, y) -plane, perpendicular to the electric field. This ensures that $[H, L_z] = 0$ and energy eigenstates can be labeled by the quantum number m . We’ll call these states $|a; m\rangle$, where a is a label, not associated to a symmetry, which specifies the state. We have $L_z |a, m\rangle = m\hbar |a, m\rangle$.

The second symmetry is time-reversal invariance discussed in Section 1.2. The anti-unitary operator Θ acts on angular momentum as (1.24),

$$\Theta \mathbf{L} \Theta^{-1} = -\mathbf{L}$$

This means that $\Theta|a; m\rangle = |a; -m\rangle$. Because $[\Theta, H] = 0$, the states $|a; m\rangle$ and $|a; -m\rangle$ must have the same energy. This means that most states are two-fold degenerate. The exception is the $m = 0$ states. These can be loners.

4.1.3 A Little Nazi-Physics History

The Stark effect was discovered by Johannes Stark in 1913. For this he was awarded the 1922 Nobel prize.

Stark was a deeply unpleasant man. He was an early adopter of the Nazi agenda and a leading light in the Deutsche Physik movement of the early 1930s whose primary goal was to discredit the Jüdische Physik of Einstein's relativity. Stark's motivation was to win approval from the party and become the Führer of German physics.

Stark's plans backfired when he tangled with Heisenberg who had the temerity to explain that, regardless of its origin, relativity was still correct. In retaliation, Stark branded Heisenberg a "white Jew" and had him investigated by the SS. Things came to a head when – and I'm not making this up – Heisenberg's mum called Himmler's mum and asked the Nazi party to leave her poor boy alone. Apparently the Nazi's realised that they were better off with Heisenberg's genius than Stark's bitterness, and House Stark fell from grace.

4.2 The Zeeman Effect

The last entry in Michael Faraday's laboratory notebooks describe an experiment in which he subjected a flame to a strong magnetic field in the hope of finding a shift in the spectral lines. He found nothing. Some decades later, in 1896, Pieter Zeeman repeated the experiment, but this time with success. The splitting of atomic energy levels due to a background magnetic field is now called the *Zeeman effect*.

The addition of a magnetic field results in two extra terms in the Hamiltonian. The first arises because the electron is charged and so, as explained in the lectures on [Solid State Physics](#), the kinetic terms in the Hamiltonian become

$$H = \frac{1}{2m}(\mathbf{p} + e\mathbf{A})^2 - \frac{1}{4\pi\epsilon_0} \frac{Ze^2}{r} \quad (4.9)$$

where \mathbf{A} is the vector potential and the magnetic field is given by $\mathbf{B} = \nabla \times \mathbf{A}$. We take the magnetic field to lie in the z -direction: $\mathbf{B} = B\hat{\mathbf{z}}$ and work in symmetric gauge

$$\mathbf{A} = \frac{B}{2}(-y, x, 0)$$

We can now expand out the square in (4.9). The cross terms are $\mathbf{p} \cdot \mathbf{A} = \mathbf{A} \cdot \mathbf{p} = B(xp_y - yp_x)/2$. Note that, even when viewed as quantum operators, there is no ordering ambiguity. Moreover, we recognise the combination in brackets as the component of the angular momentum in the z -direction: $L_z = xp_y - yp_x$. We can then write the Hamiltonian as

$$H = \frac{1}{2m} \left(\mathbf{p}^2 + e\mathbf{B} \cdot \mathbf{L} + \frac{1}{4}e^2B^2(x^2 + y^2) \right) - \frac{1}{4\pi\epsilon_0} \frac{Ze^2}{r} \quad (4.10)$$

Note that the $\mathbf{B} \cdot \mathbf{L}$ term takes the characteristic form of the energy of a magnetic dipole moment $\boldsymbol{\mu}$ in a magnetic field. Here

$$\boldsymbol{\mu}_L = -\frac{e}{2m}\mathbf{L}$$

is the dipole moment that arises from the orbital angular momentum of the electron.

The second term that arises from a magnetic field is the coupling to the spin. We already saw this in Section 3.1.3

$$\Delta H = g\frac{e}{2m}\mathbf{B} \cdot \mathbf{S}$$

where the g -factor is very close to $g \approx 2$. Combining the two terms linear in B gives the so-called *Zeeman Hamiltonian*

$$H_Z = \frac{e}{2m}\mathbf{B} \cdot (\mathbf{L} + 2\mathbf{S}) \quad (4.11)$$

Note that it's not quite the total angular momentum $\mathbf{J} = \mathbf{L} + \mathbf{S}$ that couples to the magnetic field. There is an extra factor of $g = 2$ for the spin. This means that the appropriate dipole moment is

$$\boldsymbol{\mu}_{\text{total}} = -\frac{e}{2m}(\mathbf{L} + 2\mathbf{S}) \quad (4.12)$$

The terms linear in \mathbf{B} given in (4.11) are sometimes called the *paramagnetic terms*; these are responsible for the phenomenon of Pauli paramagnetism that we met in the [Statistical Physics](#) lectures. The term in (4.10) that is quadratic in B is sometimes called the *diamagnetic term*; it is related to Landau diamagnetism that we saw in [Statistical Physics](#).

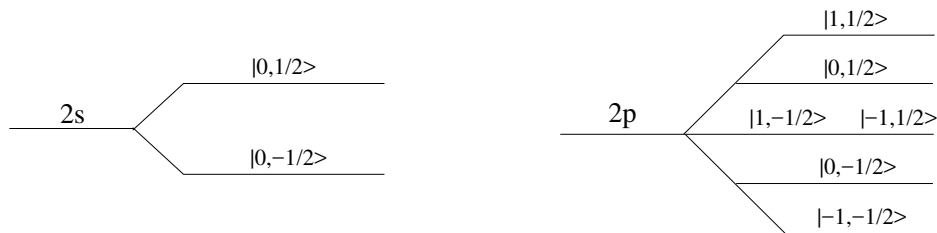


Figure 23: Splitting of the $2s$ and $2p$ energy levels in a magnetic field. The quantum numbers $|m_l, m_s\rangle$ are shown.

In what follows, we will work with magnetic fields that are small enough so that we can neglect the diamagnetic B^2 term. In terms of dimensionless quantities, we require that $eBa_0^2/\hbar \ll 1$ where a_0 , the Bohr radius, is the characteristic size of the atom. In practical terms, this means $B \lesssim 10 T$ or so.

4.2.1 Strong(ish) Magnetic Fields

We work with the Zeeman Hamiltonian (4.11). It turns out that for the kinds of magnetic fields we typically create in a lab — say $B \lesssim 5 T$ or so — the shift in energy levels from H_Z is smaller than the fine-structure shift of energy levels that we discussed in Section 3.1. Nonetheless, to gain some intuition for the effect of the Zeeman Hamiltonian, we will first ignore the fine-structure of the hydrogen atom. We'll then include the fine structure and do a more realistic calculation.

We want to solve the Hamiltonian

$$H = H_0 + H_Z = \frac{1}{2m}\mathbf{p}^2 - \frac{1}{4\pi\epsilon_0} \frac{Ze^2}{r} + \frac{e}{2m}\mathbf{B} \cdot (\mathbf{L} + 2\mathbf{S}) \quad (4.13)$$

We start from the standard states of the hydrogen atom, $|n, l, m_l, m_s\rangle$ where now we include both orbital angular momentum and spin quantum numbers. The energy of these states from H_0 is $E_0 = -Ry/n^2$ and each level has degeneracy $2n^2$.

Happily, each of the states $|n, l, m_l, m_s\rangle$ remains an eigenstate of the full Hamiltonian H . The total energy is therefore $E = E_0 + E_Z$, where the Zeeman contribution depends only on the m_l and m_s quantum numbers

$$(E_Z)_{m_l, m_s} = \langle n, l, m_l, m_s | H_Z | n, l, m_l, m_s \rangle = \frac{e\hbar}{2m}(m_l + 2m_s)B \quad (4.14)$$

This gives our desired splitting. The two $1s$ states are no longer degenerate. For the $n = 2$ states, the splitting is shown in the figure. The $2s$ states split into two energy levels, while the six $2p$ states split into five. Note that the $m_l = 0$ states from $2p$ are degenerate with the $2s$ states.

As we mentioned above, the energy spectrum (4.14) holds only when we can neglect both the fine-structure of the hydrogen atom and the quadratic B^2 terms. This restricts us to a window of relatively large magnetic fields $5 T \lesssim B \lesssim 10 T$. The result (4.14) is sometimes called the *Paschen-Back effect* to distinguish it from the weak field Zeeman effect that we will study below.

The states $|n, l, m_l, m_s\rangle$ are eigenstates of the full Hamiltonian (4.13). This means that we could now consider perturbing these by the fine-structure corrections we met in Section 3.1 to find additional splitting.

4.2.2 Weak Magnetic Fields

When the magnetic fields are small, we have to face up to the fact that the fine-structure corrections of Section 3.1 are larger than the Zeeman splitting. In this case, the correct way to proceed is to start with the fine structure Hamiltonian and then perturb by H_Z .

Because of the spin-orbit coupling, the eigenstates of the fine structure Hamiltonian are *not* labelled by $|n, l, m_l, m_s\rangle$. Instead, as we saw in Section 3.1.3, the eigenstates are

$$|n, j, m_j; l\rangle$$

where $j = |l \pm \frac{1}{2}|$ is the total angular momentum, and the final label l is not a quantum number, but is there to remind us whether the state arose from $j = l + \frac{1}{2}$ or $j = l - \frac{1}{2}$. The upshot of our calculations in Sections 3.1.2 - 3.1.4 is that the energies depend only on n and j and, to leading order, are given by

$$E_{n,j} = (Z\alpha)^2 mc^2 \left(-\frac{1}{2n^2} + (Z\alpha)^2 \left(\frac{3}{4n} - \frac{2}{2j+1} \right) \frac{1}{2n^3} \right)$$

We now perturb by the Zeeman Hamiltonian H_Z given in (4.11) to find, at leading order, the shifts of the energy levels given by

$$\Delta E = \frac{eB}{2m} \langle n, j, m_j; l | L_z + 2S_z | n, j, m_j; l \rangle \quad (4.15)$$

You might think that we need to work with degenerate perturbation theory here. Indeed, the existence of degenerate states with energy $E_{n,j}$ means that we should allow for the possibility of different quantum numbers m'_j and l' on the state $\langle n, j, m'_j; l' |$. However, since both $[\mathbf{L}^2, H_Z] = 0$ and $[J_z, H_Z] = 0$, the matrix elements vanish unless $l = l'$ and $m_j = m'_j$. Fortunately, we again find ourselves in a situation where, despite a large degeneracy, we naturally work in the diagonal basis.

As we will now see, evaluating (4.15) gives a different result from (4.14). Before proceeding, it's worth pausing to ask why we get different results. When the magnetic field is weak, the physics is dominated by the spin-orbit coupling $\mathbf{L} \cdot \mathbf{S}$ that we met in Section 3.1.3. This locks the orbital angular momentum and spin, so that only the total angular momentum $\mathbf{J} = \mathbf{L} + \mathbf{S}$ sees the magnetic field. Mathematically, this means that we use the states $|n, j, m_j; l\rangle$ to compute the energy shifts in (4.15). In contrast, when the magnetic field is strong, the orbital angular momentum and spin both couple to the magnetic field. In a (semi-)classical picture, each would precess independently around the \mathbf{B} axis. Mathematically, this means that we use the states $|n, l, m_l, m_s\rangle$ to compute the energy shifts in (4.14).

Let's now compute (4.15). It's a little trickier because we want the z -components of \mathbf{L} and \mathbf{S} while the states are specified only by the quantum numbers of \mathbf{J} . We'll need some algebraic gymnastics. First note the identity

$$i\hbar \mathbf{S} \times \mathbf{L} = (\mathbf{L} \cdot \mathbf{S})\mathbf{S} - \mathbf{S}(\mathbf{L} \cdot \mathbf{S}) \quad (4.16)$$

which follows from the commutators $[S_i, S_j] = i\hbar\epsilon_{ijk}S_k$ and $[L_i, S_j] = 0$. Further, since $2\mathbf{L} \cdot \mathbf{S} = \mathbf{J}^2 - \mathbf{L}^2 - \mathbf{S}^2$, we have $[\mathbf{L} \cdot \mathbf{S}, \mathbf{J}] = 0$, which means that we can take the cross product of (4.16) to find

$$i\hbar (\mathbf{S} \times \mathbf{L}) \times \mathbf{J} = (\mathbf{L} \cdot \mathbf{S})\mathbf{S} \times \mathbf{J} - \mathbf{S} \times \mathbf{J}(\mathbf{L} \cdot \mathbf{S})$$

But, by standard vector identities, we also have

$$\begin{aligned} (\mathbf{S} \times \mathbf{L}) \times \mathbf{J} &= \mathbf{L}(\mathbf{S} \cdot \mathbf{J}) - \mathbf{S}(\mathbf{L} \cdot \mathbf{J}) \\ &= \mathbf{J}(\mathbf{S} \cdot \mathbf{J}) - \mathbf{S}(\mathbf{J}^2) \end{aligned}$$

where, in the second line, we have simply used $\mathbf{L} = \mathbf{J} - \mathbf{S}$. Putting these two together gives the identity

$$(\mathbf{L} \cdot \mathbf{S})\mathbf{S} \times \mathbf{J} - \mathbf{S} \times \mathbf{J}(\mathbf{L} \cdot \mathbf{S}) = i\hbar (\mathbf{J}(\mathbf{S} \cdot \mathbf{J}) - \mathbf{S}(\mathbf{J}^2)) \quad (4.17)$$

Finally, we again use the fact that $2\mathbf{L} \cdot \mathbf{S} = \mathbf{J}^2 - \mathbf{L}^2 - \mathbf{S}^2$ to tell us that $\mathbf{L} \cdot \mathbf{S}$ is diagonal in the basis $|n, j, m_j; l\rangle$. This means that the expectation value of the left-hand side of (4.17) vanishes in the states $|n, j, m_j; l\rangle$. Obviously the same must be true of the right-hand side. This gives us the expression

$$\langle n, j, m_j; l | \mathbf{S}(\mathbf{J}^2) | n, j, m_j; l \rangle = \langle n, j, m_j; l | \mathbf{J}(\mathbf{S} \cdot \mathbf{J}) | n, j, m_j; l \rangle$$

Using $2(\mathbf{S} \cdot \mathbf{J}) = \mathbf{J}^2 + \mathbf{S}^2 - \mathbf{L}^2$, we then find that

$$\langle n, j, m_j; l | \mathbf{S} | n, j, m_j; l \rangle = \frac{j(j+1) + s(s+1) - l(l+1)}{2j(j+1)} \langle n, j, m_j; l | \mathbf{J} | n, j, m_j; l \rangle$$

This is the result we need. Using $\mathbf{L} = \mathbf{J} - \mathbf{S}$, the shift in energy levels (4.15) can be written as

$$\begin{aligned} \Delta E &= \frac{eB}{2m} \langle n, j, m_j; l | J_z + S_z | n, j, m_j; l \rangle \\ &= \frac{eB}{2m} \left(m_j \hbar + \langle n, j, m_j; l | S_z | n, j, m_j; l \rangle \right) = \frac{e\hbar B}{2m} m_j g_J \end{aligned} \quad (4.18)$$

where g_J is known as the *Landé g-factor*, and is the ratio of angular momentum quantum numbers given by

$$g_J = 1 + \frac{j(j+1) + s(s+1) - l(l+1)}{2j(j+1)}$$

It is a number which lies between 1 and 2.

We see that our final answer (4.18) for the Zeeman splitting is rather simple. Indeed, it's the answer we would expect for a magnetic dipole of the form,

$$\boldsymbol{\mu}_J = \frac{eg_J}{2m} \mathbf{J} \quad (4.19)$$

We see here the effect of the spin-orbit interaction. As explained above, it locks the spin and angular momentum together into the total angular momentum \mathbf{J} . This changes the dipole moment from (4.12) to this result.

The splitting of atomic energy levels allows us to see magnetic fields from afar. For example, we know the strength of magnetic fields in sunspots through the Zeeman splitting of the spectral lines of iron.

As the magnetic field is increased, the Zeeman interaction becomes increasingly competitive with the spin orbit coupling, and we must interpolate between (4.19) and the Paschen-Back effect (4.12). With no hierarchy of scales, life is more complicated and we must treat both H_Z and the fine-structure Hamiltonian separately. In practice, it is difficult to reach magnetic fields which dominate the spin-orbit interaction.

However, the discussion above also holds for the hyperfine interaction, whose energy splitting is comparable with magnetic fields that we can achieve in the lab. In this case, the total angular momentum is $\mathbf{F} = \mathbf{J} + \mathbf{I}$ with \mathbf{I} the spin of the nucleus. Including

the hyperfine interaction between the electron and nuclear spins, it is not hard to show that the magnetic moment of the atom becomes

$$\boldsymbol{\mu}_F = \frac{eg_F}{2m} \mathbf{F}$$

where

$$g_F = g_J \frac{F(F+1) + j(j+1) - I(I+1)}{2f(f+1)}$$

4.2.3 The Discovery of Spin

The suggestion that the electron carries an intrinsic angular momentum – which we now call spin – was first made by the Dutch physicists Samuel Goudsmit and George Uhlenbeck in 1925. At the time, both were students of Ehrenfest.

With hindsight, there was plenty of evidence pointing to the existence of spin. As we've seen in these lectures, the electron spin affects the atomic energy levels and resulting spectral lines in two different ways:

- **Spin-Orbit Coupling:** This is particularly prominent in sodium, where the existence of electron spin gives rise to a splitting of the $3p$ states. The transition of these states back to the $3s$ ground state results in the familiar yellow colour emitted by sodium street lights, and was long known to consist of two distinct lines rather than one.
- **Zeeman Effect:** The magnetic field couples to both the orbital angular momentum and to the electron spin. If the angular momentum is quantised as $l \in \mathbf{Z}$, we would expect to see a splitting into $(2l + 1)$ states, which is always an odd number. However, it was known that there are atoms – such as hydrogen – where the splitting results in an even number of states. Historically this was referred to as the *anomalous Zeeman effect*, reflecting the fact that no one could make sense of it. We now know that it arises because the electron spin is quantised as a half-integer.

On the more theoretical level, in early 1925 Pauli proposed his famous exclusion principle for the first time. He employed this to explain the structure of the periodic table, but it only worked if the electrons had four quantum numbers rather than three – what we now call n , l , m and m_s .

Despite these many hints, the proposal of Goudsmit and Uhlenbeck was not greeted with unanimous enthusiasm. Pauli was particularly dismissive. Lorentz, mired in a classical worldview, argued that if the electron was spinning like the Earth then its surface would have to be travelling faster than light. Indeed, a few months previously Kronig had privately considered the possibility of an electron spin, but had been talked out of it by these great minds.

One key reason for the skepticism lay in the initial difficulty of reconciling the spin-orbit and Zeeman effects: if you get the Zeeman splitting right, then the fine-structure splitting is off by a factor of 2. Here is what Goudsmit had to say³

“The next day, I received a letter from Heisenberg and he refers to our “mutige Note” (courageous note). I did not even know we needed courage to publish that. I wasn’t courageous at all.... He says: “What have you done with the factor 2?” Which factor? Not the slightest notion.

Of course, we ought to have made a quantitative calculation of the size of the splittings...We did not do that because we imagined it would be very difficult...We didn’t know how to do it, and therefore we had not done it Luckily we did not know, because if we had done it, then we would have run into an error by a factor of 2”

This was only resolved a year later when Thomas discovered the relativistic effect that we now call Thomas precession. As we saw in Section 3.1.3, this changes the magnitude of the spin-orbit coupling by the necessary factor of 2. It was only with this addition to the theory that everything fitted and the spin of the electron became generally accepted.

The intrinsic spin of the electron is one of the most important discoveries in atomic and particle physics. It was ultimately explained by Dirac as a consequence of special relativity. For this Dirac was awarded the Nobel prize. For Goudsmit and Uhlenbeck, there was no such luck. Instead, in 1927, they were awarded their PhDs.

4.3 Shine a Light

In this section we look at what happens if you take an atom and shine a light on it. We’ll continue to treat the electromagnetic field as classical. Ultimately we’ll see that this approach has shortcomings and in later sections we’ll consider both the atom and the light to be quantum.

³You can read the full, charming, speech at <http://lorentz.leidenuniv.nl/history/spin/goudsmit.html>.

A monochromatic light wave is described by oscillating electric and magnetic fields,

$$\mathbf{E} = \mathbf{E}_0 e^{i(\mathbf{k}\cdot\mathbf{x}-\omega t)} \quad \text{and} \quad \mathbf{B} = \frac{1}{c}(\hat{\mathbf{k}} \times \mathbf{E}_0) e^{i(\mathbf{k}\cdot\mathbf{x}-\omega t)}$$

with $\omega^2 = c^2 k^2$. The wavelength of the light is $\lambda = 2\pi/k = 2\pi c/\omega$. We will require that:

- The wavelength is much larger than the size of the atom: $\lambda \gg a_0$. This means that the electron does not experience a spatial gradient in the electric and magnetic fields; only a temporal change.
- The wavelength is tuned to be close to the energy transition between two atom states. For simplicity, we will focus on the ground state and first excited state. We then require $\omega \approx \omega_0$ where $\hbar\omega_0 = (E_2 - E_1)$. This condition will allow us to restrict our attention to just these two states, ignoring the others.

Note that the second condition is compatible with the first. A typical energy level of hydrogen corresponds to a wavelength $\lambda \approx 2\pi a_0/\alpha$, so the factor of $\alpha \approx 1/137$ gives us a leeway of couple of orders of magnitude.

Shining a light means that we perturb the atom by both an electric and magnetic field. We know from Sections 4.1 and 4.2 that the typical energy shift in the linear Stark effect is $\Delta E \sim e\mathcal{E}a_0 \sim e\mathcal{E}\hbar/mc\alpha$, while the typical energy shift in the Zeeman effect is $\Delta E \sim eB\hbar/2m \sim e\mathcal{E}\hbar/2mc$. We see that the effects of the electric field are larger by a factor of $1/\alpha$. For this reason, we neglect the oscillating magnetic field in our discussion and focus only on the electric field.

Because $\lambda \gg a_0$, we can treat the electric field a time-dependent, but spatially uniform. We describe such a field by a potential $\phi = \mathbf{E} \cdot \mathbf{x}$, with $\mathbf{A} = 0$. This means that the full Hamiltonian is $H = H_0 + \Delta H(t)$, where the time-dependent perturbation is given by

$$\Delta H(t) = e\mathbf{E}_0 \cdot \mathbf{x} \cos(\omega t)$$

Our goal is to find the eigenstates of the time-dependent Hamiltonian. This is a straightforward exercise.

4.3.1 Rabi Oscillations

By construction, we will only consider two states, $|\psi_1\rangle$ and $|\psi_2\rangle$, obeying

$$H_0|\psi_i\rangle = E_i|\psi_i\rangle$$

Within the space spanned by these two states, the most general ansatz is

$$|\Psi(t)\rangle = c_1(t)e^{-iE_1t/\hbar}|\psi_1\rangle + c_2(t)e^{-iE_2t/\hbar}|\psi_2\rangle$$

with $|c_1|^2 + |c_2|^2 = 1$. We substitute this into the time-dependent Schrödinger equation,

$$i\hbar\frac{\partial|\Psi\rangle}{\partial t} = (H_0 + \Delta H(t))|\Psi\rangle$$

to get

$$i\hbar\dot{c}_1e^{-iE_1t/\hbar}|\psi_1\rangle + i\hbar\dot{c}_2e^{-iE_2t/\hbar}|\psi_2\rangle = c_1e^{-iE_1t/\hbar}\Delta H|\psi_1\rangle + c_2e^{-iE_2t/\hbar}\Delta H|\psi_2\rangle$$

Now we take the overlap with $\langle\psi_1|$ and $\langle\psi_2|$ to find two, coupled differential equations

$$\begin{aligned} i\hbar\dot{c}_1 &= c_1\langle\psi_1|\Delta H|\psi_1\rangle + c_2\langle\psi_1|\Delta H|\psi_2\rangle e^{-i\omega_0t} \\ i\hbar\dot{c}_2 &= c_1\langle\psi_1|\Delta H|\psi_2\rangle e^{i\omega_0t} + c_2\langle\psi_2|\Delta H|\psi_2\rangle \end{aligned}$$

where

$$\hbar\omega_0 = E_2 - E_1$$

Our next task is to compute the matrix elements $\langle\psi_i|\Delta H|\psi_j\rangle$. The diagonal matrix elements are particularly simple

$$\langle\psi_i|\Delta H|\psi_i\rangle = e\mathbf{E}_0 \cdot \langle\psi_i|\mathbf{x}|\psi_i\rangle \cos(\omega t) = 0$$

These vanish because each $|\psi_i\rangle$ is a parity eigenstate and these are sandwiched between the parity-odd operator \mathbf{x} . This is the same argument that we used in Section 4.1 to show that the linear Stark effect vanishes for nearly all states.

The off-diagonal matrix elements are non-vanishing as long as $|\psi_1\rangle$ has opposite parity to $|\psi_2\rangle$. We define the *Rabi frequency* Ω as

$$\hbar\Omega = e\mathbf{E}_0 \cdot \langle\psi_1|\mathbf{x}|\psi_2\rangle \tag{4.20}$$

Note in particular that the Rabi frequency is proportional to the amplitude of the electric field. We're left having to solve the coupled differential equations

$$\begin{aligned} i\dot{c}_1 &= \Omega \cos(\omega t) e^{-i\omega_0t} c_2 \\ i\dot{c}_2 &= \Omega \cos(\omega t) e^{+i\omega_0t} c_1 \end{aligned}$$

In fact, there is one further simplification that we make. We write these as

$$\begin{aligned} i\dot{c}_1 &= \frac{\Omega}{2} (e^{i(\omega-\omega_0)t} + e^{i(\omega+\omega_0)t}) c_2 \\ i\dot{c}_2 &= \frac{\Omega}{2} (e^{-i(\omega-\omega_0)t} + e^{i(\omega+\omega_0)t}) c_1 \end{aligned} \quad (4.21)$$

The right-hand side of each of these equations has two oscillatory terms. Recall, however, that we required our frequency of light to be close to the atomic energy splitting ω_0 . This means, in particular, that

$$|\omega - \omega_0| \ll \omega + \omega_0$$

So the second terms in (4.21) oscillate much faster than the first. We are interested only in the behaviour on long time scales – comparable to $|\omega - \omega_0|^{-1}$ — over which the fast oscillations simply average out. For this reason, we neglect the terms proportional to $e^{i(\omega+\omega_0)t}$. This is known as the *rotating wave approximation*, even though it's not obvious that it has anything to do with rotating waves! (For what it's worth, the name comes from nuclear magnetic resonance where a similar approximation means that you keep the wave which rotates in the same way as a spin and throw away the wave which rotates in the opposite direction.)

Invoking the rotating wave approximation, our equations simplify to

$$i\dot{c}_1 = \frac{\Omega}{2} e^{i\delta t} c_2 \quad \text{and} \quad i\dot{c}_2 = \frac{\Omega}{2} e^{-i\delta t} c_1 \quad (4.22)$$

where $\delta = \omega - \omega_0$ tells us how much the frequency of light ω differs from the natural frequency of the atomic energy levels ω_0 .

Resonance

We start by considering the case $\delta = 0$, so that energy of light coincides with that of the level splitting. In this case the equations (4.22) are particularly simple: they are equivalent to the familiar second order differential equation

$$\ddot{c}_1 = -\frac{\Omega^2}{4} c_1 \quad \Rightarrow \quad c_1 = \cos\left(\frac{\Omega t}{2}\right) \quad \text{and} \quad c_2 = -i \sin\left(\frac{\Omega t}{2}\right)$$

where we picked initial conditions so that we sit in the ground state $|\Psi\rangle = |\psi_1\rangle$ at time $t = 0$.

We see that something lovely happens. The atom oscillates between the ground state and the first excited state with frequency Ω . This phenomena is known as *Rabi oscillations* or, sometimes, *Rabi flopping*.

The probability that the atom sits in the excited state at time t is given by $P_2(t) = |c_2|^2 = \sin^2(\Omega t/2)$. This means that if we start with the atom in the ground state and shine a pulse of resonant light for a time $T = \pi/\Omega$ then the atom will definitely be in the first excited state. This is known as a π -pulse.

Alternatively, we could act with a “ $\pi/2$ -pulse”, shining resonant light for a time $T = \pi/2\Omega$. This leaves the atom in the superposition $|\Psi\rangle = (|\psi_1\rangle - i|\psi_2\rangle)/\sqrt{2}$. This allows us to experimentally create superpositions of states.

Off-Resonance

When the incident light is detuned from resonance, so $\delta \neq 0$, the first order equations (4.22) can be combined into the second order differential equation for c_1

$$\begin{aligned} & \frac{d^2 c_1}{dt^2} - i\delta \frac{dc_1}{dt} + \frac{\Omega^2}{4} c_1 = 0 \\ \Rightarrow & \left(\frac{d}{dt} - \frac{i\delta}{2} + \frac{i\sqrt{\Omega^2 + \delta^2}}{2} \right) \left(\frac{d}{dt} - \frac{i\delta}{2} - \frac{i\sqrt{\Omega^2 + \delta^2}}{2} \right) c_1 = 0 \end{aligned}$$

This has the solution

$$c_1(t) = e^{i\delta t/2} \left[A \cos\left(\frac{\sqrt{\Omega^2 + \delta^2}}{2} t\right) + B \sin\left(\frac{\sqrt{\Omega^2 + \delta^2}}{2} t\right) \right]$$

We'll again require that all the particles sit in the ground state $|\psi_1\rangle$ at time $t = 0$. This fixes $A = 1$ but this time we don't have $B = 0$. Instead, we use the first of the equations (4.22) to determine c_2 and require that $c_2(t = 0) = 0$. This gives the solution

$$c_1 = e^{i\delta t/2} \left[\cos\left(\frac{\sqrt{\Omega^2 + \delta^2}}{2} t\right) - \frac{i\delta}{\sqrt{\Omega^2 + \delta^2}} \sin\left(\frac{\sqrt{\Omega^2 + \delta^2}}{2} t\right) \right]$$

and

$$c_2 = -ie^{-i\delta t/2} \frac{\Omega}{\sqrt{\Omega^2 + \delta^2}} \sin\left(\frac{\sqrt{\Omega^2 + \delta^2}}{2} t\right)$$

We see that the oscillations now occur at the *generalised Rabi frequency* $\sqrt{\Omega^2 + \delta^2}$. This means that as we detune away from resonance, the oscillation rate increases. The probability of sitting in the excited state is now

$$P_2(t) = |c_2(t)|^2 = \frac{\Omega^2}{\Omega^2 + \delta^2} \sin^2\left(\frac{\sqrt{\Omega^2 + \delta^2}}{2} t\right) \quad (4.23)$$

We see that, for $\delta \neq 0$, this probability never reaches one: we can no longer be certain that we have excited the atom. However, the Rabi frequency Ω is proportional to the amplitude of the electric field (4.20). This means that as we increase the intensity of the electric field, the probability of excitation increases. In contrast, for very weak electric fields we have $\delta \gg \Omega$ and the probability never gets above Ω^2/δ^2 ,

$$P_2(t) \approx \frac{\Omega^2}{\delta^2} \sin^2\left(\frac{\delta t}{2}\right) \quad (4.24)$$

Electric Dipoles vs Magnetic Dipoles

Our discussion above describes transitions between states that are driven by the oscillating electric field. These are called *electric dipole transitions*.

However, there are also situations where the oscillating magnetic field dominates the physics. This occurs, for example, in fine structure and hyperfine structure transitions, both of which involve flipping a spin degree of freedom. The theory underlying these transitions is the same as we described above, now with a Rabi frequency given by

$$\hbar\Omega = \mathbf{B} \cdot \langle \psi_1 | \boldsymbol{\mu} | \psi_2 \rangle$$

where $\boldsymbol{\mu}$ is the atomic magnetic moment. Such transitions are called *magnetic dipole transitions*.

The oscillatory behaviour described above was first observed in hyperfine transitions. For this Isador Rabi won the 1944 Nobel prize.

4.3.2 Spontaneous Emission

Take an atom in an excited state, place it in a vacuum, and leave it alone. What happens? If we model the atom using the usual quantum mechanical Hamiltonian for the electrons orbiting a nucleus, then we get a simple prediction: nothing happens. Any quantum system when placed in an energy eigenstate will stay there, with only its phase oscillating as $e^{-iEt/\hbar}$.

Yet in the real world, something does happen. An atom in an excited state will decay, dropping down to a lower state and emitting a photon in the process. This is called *spontaneous emission*. This is not a process which happens deterministically. We cannot predict when a given atom will decay. We can only say that, on average, a given excited state has a lifetime τ . We would like to know how to calculate this lifetime.

How can we describe spontaneous emission in quantum mechanics? It is difficult because we need a framework in which the number of particles changes: before the decay, we have just the atom; after the decay we have both the atom and the photon. To model this properly we need to understand how to treat the electromagnetic field in a manner consistent with quantum mechanics. This is the subject of *quantum field theory*. We will make baby steps towards this in Section 4.4.

However, it turns out that there is a clever statistical mechanics argument, originally due to Einstein, that allows us to compute the lifetime τ of excited states without using the full framework of quantum field theory. We now describe this argument.

Rate Equations

Consider a large number of atoms. We start with N_1 in the ground state and N_2 in the excited state. Each of these excited atoms will spontaneously decay to the ground state with a rate that we call A_{21} . We model this with the rate equation

$$\frac{dN_2}{dt} = -A_{21}N_2 \quad (4.25)$$

The solution tells us that the population of excited atoms decays with a characteristic exponential behaviour, with lifetime τ defined as

$$N_2(t) = N_2(0) e^{-t/\tau} \quad \text{with} \quad \tau = \frac{1}{A_{21}} \quad (4.26)$$

Our ultimate goal is to compute A_{21} . To do this, we will take the unusual step of making the situation more complicated: we choose to bathe the atoms in light.

The light gives rise to two further processes. First, the ground state atoms absorb light and are promoted to excited states. This happens at a rate which is proportional to the intensity of light, $\rho(\omega)$. Furthermore, as we saw above, the dominant effect comes from the light which is resonant with the energy difference of the atomic states,

$$\omega = \omega_0 \equiv \frac{E_2 - E_1}{\hbar}$$

We call the total rate for the ground state to be excited to the excited state $\rho(\omega_0)B_{12}$. (There is a slight subtlety here: the rate actually gets contributions from all frequencies, but these are absorbed into the definition of B_{12} . We'll see this in more detail below.)

The second process is a little counter-intuitive: the excited states can receive extra encouragement to decay to the ground state from the incident light. This process, known as *stimulated emission*. It too is proportional to the intensity of light. We denote the rate as $\rho(\omega_0)B_{21}$. If you're suspicious about this effect, you can always view B_{21} as an extra parameter which could plausibly vanish. However, we'll see that one outcome of the argument is that $B_{21} \neq 0$: the phenomenon of stimulated emission is necessary on consistency grounds.

The net effect of bathing the atoms in light is that the rate equation (4.25) becomes

$$\frac{dN_2}{dt} = \rho(\omega_0)(B_{12}N_1 - B_{21}N_2) - A_{21}N_2$$

There is a similar equation for the population of ground state atoms

$$\frac{dN_1}{dt} = -\rho(\omega_0)(B_{12}N_1 - B_{21}N_2) + A_{21}N_2$$

The coefficients A_{21} , B_{21} and B_{12} are called the *Einstein A and B coefficients*.

In equilibrium, the populations are unchanging. In this case, the density of light of frequency ω_0 must be given by

$$\rho(\omega_0) = \frac{A_{21}N_2}{B_{12}N_1 - B_{21}N_2} \quad (4.27)$$

Throwing in Some Thermodynamics

At this point, we look at the problem from the more microscopic perspective of statistical mechanics. (See the lecture notes on [Statistical Physics](#) for the necessary background.) Before we proceed, we need to specify more information about the atom. We denote the degeneracy of the ground states, with energy E_1 , and g_1 and the degeneracy of excited states, with energy E_2 , as g_2 .

We now assume that the whole atom/light mix sits in thermal equilibrium at a temperature T . Then the Boltzmann distribution tells us that the relative population of atomic states is given by

$$\frac{N_2}{N_1} = \frac{g_2 e^{-E_2/k_B T}}{g_1 e^{-E_1/k_B T}} = \frac{g_2}{g_1} e^{-\hbar\omega_0/k_B T}$$

Furthermore, the energy density of light is given by the Planck distribution,

$$\rho(\omega) = \frac{\hbar}{\pi^2 c^3} \frac{\omega^3}{e^{\hbar\omega/k_B T} - 1} \quad (4.28)$$

Combining these formulae with our previous result (4.27), we find the result

$$\rho(\omega_0) = \frac{\hbar}{\pi^2 c^3} \frac{\omega_0^3}{e^{\hbar\omega_0/k_B T} - 1} = \frac{A_{21}}{B_{12}(g_1/g_2)e^{\hbar\omega_0/k_B T} - B_{21}}$$

We want this equation to hold for any temperature T . This is a strong requirement. First, it relates the absorption and stimulated emission coefficients

$$g_1 B_{12} = g_2 B_{21} \quad (4.29)$$

We see that, as promised, it is a thermodynamic requirement that stimulated emission occurs if absorption can occur. More surprisingly, we also get a relationship between the rates for stimulated emission and spontaneous emission

$$A_{21} = \frac{\hbar\omega_0^3}{\pi^2 c^3} B_{21} \quad (4.30)$$

This is a remarkable result. All information about the temperature of the background light bath has dropped out. Instead, we are left with a relationship that only depends on the inherent properties of the atom itself. Furthermore, the probability for an atom to decay in vacuum is related to the probability for it to decay when bombarded by light.

Computing the Einstein Coefficients

If we know one of the three Einstein coefficients, then the relations (4.29) and (4.30) immediately give us the other two. But we have already computed the probability for an atom to be excited in Section 4.3.1 in the context of Rabi oscillations.

We still need to do a little work to translate between the two results. In the limit of weak electromagnetic fields, the probability to excite the ground state by shining light of frequency ω was given in (4.24)

$$P_2(t) = \frac{\Omega^2}{(\omega - \omega_0)^2} \sin^2\left(\frac{(\omega - \omega_0)t}{2}\right)$$

If we take the electric field to be $\mathbf{E}_0 = (0, 0, \mathcal{E})$, then the (square of the) Rabi frequency given by (4.20)

$$\Omega^2 = \frac{e^2 \mathcal{E}^2}{\hbar^2} |\langle \psi_1 | z | \psi_2 \rangle|^2$$

In thermal equilibrium we have photons of all frequencies ω , whose energy distribution is governed by the blackbody formula (4.28). This means that we have electric fields

\mathcal{E} of all frequencies. Recall that the energy density $\rho(\omega)$ stored in an electric field is $\epsilon_0 \mathcal{E}^2/2$. Integrating over frequencies, the probability to sit in the excited state is

$$P_2(t) = \frac{2e^2}{\epsilon_0 \hbar^2} |\langle \psi_1 | z | \psi_2 \rangle|^2 \int d\omega \frac{\rho(\omega)}{(\omega - \omega_0)^2} \sin^2 \left(\frac{(\omega - \omega_0)t}{2} \right)$$

This integral is dominated by the region near $\omega = \omega_0$. We therefore replace $\rho(\omega)$ by $\rho(\omega_0)$ and bring it outside the integral,

$$P_2(t) \approx \frac{2e^2}{\epsilon_0 \hbar^2} \rho(\omega_0) |\langle \psi_1 | z | \psi_2 \rangle|^2 \int d\omega \frac{1}{(\omega - \omega_0)^2} \sin^2 \left(\frac{(\omega - \omega_0)t}{2} \right)$$

Note that this step ensures that the rate is indeed proportional to $\rho(\omega_0)$, which was an assumption in deriving our rate equations above. Finally, to do the integral we write $x = (\omega - \omega_0)t/2$ and extend the range from $-\infty$ to ∞ ,

$$\begin{aligned} P_2(t) &\approx \frac{2e^2}{\epsilon_0 \hbar^2} \rho(\omega_0) |\langle \psi_1 | z | \psi_2 \rangle|^2 \frac{t}{2} \int_{-\infty}^{+\infty} dx \frac{\sin^2 x}{x^2} \\ &= \frac{e^2 \pi}{\epsilon_0 \hbar^2} \rho(\omega_0) |\langle \psi_1 | z | \psi_2 \rangle|^2 t \end{aligned}$$

The fact that the probability grows linearly with t is an artefact of the approximation above. The answer is correct only for small t . The real lesson to take from this is that the rate $\dot{P}_2(t)$ is given by

$$\text{Rate of Absorption} = \dot{P}_2(t) = \frac{e^2 \pi}{\epsilon_0 \hbar^2} \rho(\omega_0) |\langle \psi_1 | z | \psi_2 \rangle|^2$$

from which we get the Einstein coefficient

$$B_{12} = \frac{e^2 \pi}{\epsilon_0 \hbar^2} |\langle \psi_1 | z | \psi_2 \rangle|^2$$

Finally, since the light is bombarding the atom from all directions, this is often written using rotationally invariant matrix elements,

$$B_{12} = \frac{e^2 \pi}{3\epsilon_0 \hbar^2} |\langle \psi_1 | \mathbf{x} | \psi_2 \rangle|^2 \quad (4.31)$$

Using the Einstein relations (4.29) and (4.30), we see that the smaller the matrix element, the longer lived the particle.

4.3.3 Selection Rules

What happens if the matrix element (4.31) vanishes? In this case the excited state does not decay when subjected to oscillating electric fields: it is stable against electric dipole transitions. The fact that some transitions are forbidden is referred to as *selection rules*. This doesn't mean that these excited atomic states are fully stable because there can still be other decay channels as we explain below.

We have already seen situations where $\langle \psi_1 | \mathbf{x} | \psi_2 \rangle$ vanishes when discussing the Stark effect. Because \mathbf{x} is parity odd, the two states must differ in parity. However, there are more stringent selection rules than those that follow from parity alone. Here we recapitulate and extend these results.

First, an obvious point. The operator \mathbf{x} knows nothing about the spin of the states, so $|\psi_1\rangle$ and $|\psi_2\rangle$ must have the same spin. We write this as the requirement

$$\Delta s = \Delta m_s = 0$$

More powerful selection rules come from looking at the other angular momentum quantum numbers. Neglecting spin, the atomic states $|\psi\rangle$ are labelled by $|n, l, m\rangle$. Using $[L_z, z] = 0$, we have

$$\langle n', l', m' | [L_z, z] | n, l, m \rangle = \hbar(m' - m) \langle n', l', m' | z | n, l, m \rangle = 0$$

This tells us that electric fields which oscillate in the z -direction can only effect a transition if $m = m'$, or

$$\Delta m = 0 \quad \text{for light polarised in the } z \text{ direction}$$

However, we also have $[L_z, x \pm iy] = \pm \hbar(x \pm iy)$ which tells us

$$\begin{aligned} \langle n', l', m' | [L_z, x \pm iy] | n, l, m \rangle &= \hbar(m' - m) \langle n', l', m' | x \pm iy | n, l, m \rangle \\ &= \pm \hbar \langle n', l', m' | x \pm iy | n, l, m \rangle \end{aligned}$$

This tells us that electric fields oscillating perpendicular to the z -direction can only effect a transition when $m' - m = \pm 1$, or

$$\Delta m = \pm 1 \quad \text{for light polarised transverse to the } z \text{ direction}$$

To determine the allowed transitions between l quantum numbers, we use the identity $[L^2, [L^2, \mathbf{x}]] = 2\hbar^2(\mathbf{x}L^2 + L^2\mathbf{x})$, which gives us

$$\begin{aligned} \langle n', l', m' | L^2, [L^2, \mathbf{x}] | n, l, m \rangle &= \hbar^2(l'(l' + 1) - l(l + 1))^2 \langle n', l', m' | \mathbf{x} | n, l, m \rangle \\ &= 2\hbar^2(l'(l' + 1) + l(l + 1)) \langle n', l', m' | \mathbf{x} | n, l, m \rangle \end{aligned}$$

Rearranging and factorising, we have

$$(l + l')(l + l' + 2)((l - l')^2 - 1) \langle n', l', m' | \mathbf{x} | n, l, m \rangle = 0$$

Since $l, l' > 0$, we learn that this matrix element is non-vanishing only if $l - l' = \pm 1$, or

$$\Delta l = \pm 1$$

We've derived each of these selection rules by pulling a commutation relation identity out of thin air and then seeing that it happens to give the right answer. This feels a little like a trick. A much more systematic approach is to invoke the Wigner-Eckart theorem, which tells us what matrix elements are non-vanishing based on the representation theory of the rotation group.

An example of an electric dipole transition consistent with these selection rules is the $2p \rightarrow 1s$ decay of hydrogen. It is a simple matter to compute this using the formulae above: one finds a lifetime $\tau \approx 10^{-9}$ seconds. In contrast, the $2s \rightarrow 1s$ transition is forbidden by the selection rule $\Delta l = \pm 1$. The decay does eventually happen, but has to find another route. (It turns out that it primarily emits two photons rather than one). Correspondingly, the lifetime is much longer, $\tau \approx 10^{-1}$ seconds.

There's a cute piece of physics here related to the Stark effect. Recall from Section 4.1 that a constant background electric field causes the $2s$ state of hydrogen to mix with the $2p$ state. (See equation (4.5).) But, when combined with the phenomena of spontaneous emission, this state immediately becomes more unstable. This means that we can create a gas of hydrogen atoms in the $2s$ state, comfortable in the knowledge that they will last a relatively long time (around a tenth of a second). But when subjected to a constant electric field, they will immediately decay to the ground state, releasing a burst of light.

Magnetic Dipole Transitions

The selection rules described above hold for electric dipole transitions. However, if the matrix elements vanish it does not mean that the excited state of the atom is absolutely stable. To paraphrase Jeff Goldblum, Nature will find a way. There are other channels through which the atom can decay. Indeed, we already briefly described the magnetic dipole transition, in which the relevant matrix element is

$$\langle \psi_1 | \boldsymbol{\mu} | \psi_2 \rangle$$

Here the selection rules are different. In particular, $\boldsymbol{\mu}$ is related to the angular momentum operator and is parity even. This means that, in contrast to the electric dipole transition, the matrix element above is non-vanishing only if $|\psi_1\rangle$ and $|\psi_2\rangle$ have the same parity. For example, transitions between levels split by fine structure or hyperfine structure have the same parity and so occur through magnetic dipole effects.

The lifetime of any excited state is determined by the largest matrix element. Sometimes, even the largest matrix element can be very small in which case the atomic state is long lived. An extreme example occurs for the hyperfine structure of hydrogen, which gives rise to the 21 cm line: its lifetime is around 10 million years.

4.4 Photons

The relationship (4.29) and (4.30) have allowed us to determine the rate of spontaneous emission of a photon. But it's clear the argument relied on the magic of thermodynamics. To go beyond this description, we need a way to incorporate both the quantum state of the atom and the quantum state of the electromagnetic field. This is the framework of *Quantum Field Theory*. We will see how to quantise the electromagnetic field in next year's *Quantum Field Theory* lectures. Here we offer a baby version.

4.4.1 The Hilbert Space of Photons

The quantum state of the electromagnetic field is described by how many *photons* it contains. Each photon is a particle of light. Its properties are described by two quantum numbers. The first is the momentum, which is given by $\mathbf{p} = \hbar\mathbf{k}$. Here \mathbf{k} is the wavevector and its magnitude, $k = |\mathbf{k}|$, is the wavenumber; it is related to the wavelength by $\lambda = 2\pi/k$ and to the frequency by $\omega(k) = kc$. The energy of a photon is given by the famous formula

$$E = \hbar\omega \tag{4.32}$$

Note that, when combined with the definition of momentum, this is simply the relativistic dispersion relation for a massless particle: $E = pc$.

The second property of the photon is its polarisation. This is described by a vector which is orthogonal to \mathbf{k} . For each \mathbf{k} , we define a two-dimensional basis of polarisation vectors $\mathbf{e}_{\mathbf{k}}^\lambda$, with $\lambda = 1, 2$, obeying

$$\mathbf{e}_{\mathbf{k}}^\lambda \cdot \mathbf{k} = 0$$

To specify the state of the electromagnetic field, we need to say how many photons it contains, together with the information \mathbf{k} and $\mathbf{e}_{\mathbf{k}}^\lambda$ for each photon. The states are therefore labelled by a list of non-negative integers,

$$|\{n_{\mathbf{k}\lambda}\}\rangle$$

where $n_{\mathbf{k}\lambda} \in \mathbf{Z}$ tells us how many photons we have with momentum \mathbf{k} and polarisation λ .

We start with the state with no photons. This is the vacuum state and is denoted as $|0\rangle$. The key to quantum field theory is to view the particles – in this case, the photons – as excitations of the underlying field, in much the same way that the states of the harmonic oscillator arise from exciting the vacuum. For each type of photon, we

introduce annihilation and creation operators, $a_{\mathbf{k}\lambda}$ and $a_{\mathbf{k}\lambda}^\dagger$. These obey the familiar commutation relations of the harmonic oscillator,

$$[a_{\mathbf{k}\lambda}, a_{\mathbf{k}'\lambda'}^\dagger] = \delta_{\mathbf{k},\mathbf{k}'}\delta_{\lambda,\lambda'}$$

The annihilation operators have the property that $a_{\mathbf{k}\lambda}|0\rangle = 0$. The quantum state of a single photon with momentum \mathbf{k} and polarisation λ is described by $a_{\mathbf{k}\lambda}^\dagger|0\rangle$. The general state of the quantum field is given by

$$|\{n_{\mathbf{k}\lambda}\}\rangle = \prod_{\mathbf{k},\lambda} \frac{(a_{\mathbf{k}\lambda}^\dagger)^{n_{\mathbf{k}\lambda}}}{\sqrt{n_{\mathbf{k}\lambda}!}}|0\rangle \quad (4.33)$$

This is the same kind of set-up that we saw in the lectures on [Solid State Physics](#) when discussing the quantisation of phonons.

So far we have only described the Hilbert space of the electromagnetic field. It consists of an infinite number of harmonic oscillators, one for each \mathbf{k} and λ . Note that already here we're dealing with something unfamiliar from the quantum mechanics perspective. Usually in quantum mechanics we fix the number of particles and then look at the Hilbert space. But here our Hilbert space contains states with different numbers of photons. Such Hilbert spaces are sometimes referred to as *Fock spaces*.

The final step is to determine that Hamiltonian that governs the evolution of these states. This too is lifted from the harmonic oscillator: it is

$$H = \sum_{\mathbf{k},\lambda} \left(\hbar\omega(k) a_{\mathbf{k}\lambda}^\dagger a_{\mathbf{k}\lambda} + \frac{1}{2} \right)$$

Acting on our states (4.33) we have

$$H|\{n_{\mathbf{k}\lambda}\}\rangle = E|\{n_{\mathbf{k}\lambda}\}\rangle \quad \text{with} \quad E = \sum_{\mathbf{k},\lambda} n_{\mathbf{k}\lambda} \hbar\omega(k)$$

which agrees with the formula (4.32), now generalised to a large number of photons.

Above, we have simply stated the Hilbert space and Hamiltonian for the electromagnetic field. Of course, ultimately we should derive these results starting from the Maxwell equations. This will be done in the [Quantum Field Theory](#) course.

4.4.2 Coherent States

Recall from our earlier lectures on the harmonic oscillator that there is a special state which most closely mimics a classical state. This is the *coherent state*. In the present context a coherent state is parameterised by $\alpha \in \mathbf{C}$ and consists of a sum of photons, each with the same wavevector and polarisation. We write $a \equiv a_{\mathbf{k}\lambda}$. The coherent state can then be expressed as

$$|\alpha\rangle = e^{\alpha a^\dagger - \alpha^* a} |0\rangle = e^{-|\alpha|^2/2} e^{\alpha a^\dagger} |0\rangle$$

where the equality follows from some standard manipulations of creation and annihilation operators. States of this kind are the closest that a quantum state gets to a classical plane wave. In particular, the classical expectation values of the electric and magnetic fields can be shown to oscillate back and forth with frequency $\omega = kc$.

The coherent states are eigenstates of the annihilation operator, meaning that they are unchanged by the removal of a photon. The parameter α determines the mean number of photons in the state,

$$\langle n \rangle = \langle \alpha | a^\dagger a | \alpha \rangle = |\alpha|^2$$

Coherent states play a particularly important role in quantum optics. In this context, they are sometimes referred to as *Glauber states*. (Roy Glauber was awarded the 2005 Nobel prize for his work on optical coherence.)

Making a Coherent State

The light emitted by a laser is described by a coherent state. I'm not going to try to explain how a laser works here. (It's to do with stimulated emission of a bunch of atoms.) But there is a simple model which explains how coherent states naturally arise: it is the *driven harmonic oscillator*,

$$H = \hbar\omega \left(a^\dagger a + \frac{1}{2} \right) + \hbar \left(f^*(t) a + f(t) a^\dagger \right)$$

Here $f(t)$ is a forcing function which excites the harmonic oscillator. In the context of electrodynamics, we think of a^\dagger as creating photons of frequency ω (and some unspecified polarisation). We will now show that the forcing term creates photons.

We solve the Hamiltonian in the interaction picture, taking $H_0 = \hbar\omega(a^\dagger a + \frac{1}{2})$. Recall that states in the interaction picture are related to those in the Schrödinger picture by $|\psi\rangle_I = e^{iH_0 t/\hbar} |\psi\rangle_S$. The interaction picture for the interaction Hamiltonian is

$$H_I = \hbar e^{iH_0 t/\hbar} \left(f^*(t) a + f(t) a^\dagger \right) e^{-iH_0 t/\hbar} = \hbar \left(e^{-i\omega t} f^*(t) a + e^{i\omega t} f(t) a^\dagger \right)$$

The states then evolve as $|\psi(t)\rangle_I = U_I(t)|\psi(0)\rangle_I$, where the unitary operator U_I obeys

$$i\hbar \frac{\partial U_I}{\partial t} = H_I U_I$$

You can check that the solution is given by

$$U_I(t) = \exp\left(\alpha(t)a^\dagger - \alpha^*(t)a + i\varphi(t)\right)$$

where $\alpha(t) = -i \int^t dt' f(t') e^{i\omega t'}$ and $\varphi(t) = \frac{1}{2} \int^t dt' \text{Im}(\dot{\alpha}^* \alpha)$. (To check this, you'll need to use some commutation relations, in particular $[e^{\alpha a^\dagger}, a]e^{-\alpha a^\dagger} = -\alpha$.)

Now suppose that we drive the oscillator at its natural frequency, so that $f(t) = f_0 e^{-i\omega t}$. In this case, $\alpha(t) = -if_0 t$ and the states in the interaction picture are given by

$$|\psi(t)\rangle_I = e^{-if_0(a^\dagger + a)t} |0\rangle_I = e^{-(f_0 t)^2/2} e^{-if_0 a^\dagger t} |0\rangle_I$$

This is the coherent state $|\alpha\rangle$. Equivalently, if we transform back to the Schrödinger picture, we have the coherent state

$$|\psi(t)\rangle_S = e^{-iH_0 t/\hbar} |\psi(t)\rangle_I = e^{-(f_0 t)^2/2} e^{-if_0 e^{-i\omega t} a^\dagger t} |0\rangle$$

The upshot of this discussion is that adding a forcing term to the harmonic oscillator drives the ground state to a coherent state. While this doesn't explain the importance of coherent states in, say, laser physics, hopefully it at least provides some motivation.

4.4.3 The Jaynes-Cummings Model

Now that we have a description of the quantised electromagnetic field, we would like to understand how it interacts with atoms. Here we construct a simple, toy model that captures the physics.

The first simplification is that we consider the atom to have just two states. This is essentially the same approximation that we made in Section 4.3 when discussing Rabi oscillations. Here we change notation slightly: we call the ground state of the system $|\downarrow\rangle$ and the excited state of the system $|\uparrow\rangle$. (These names are adopted from the notation for spin, but that's not the meaning here. For example, $|\downarrow\rangle$ may describe the 1s state of hydrogen, and $|\uparrow\rangle$ the 2p state.)

As in our discussion of Rabi oscillations, we take the energy splitting between the two states to be $\hbar\omega_0$. This means that, in the absence of any coupling to the electromagnetic field, our two-state “atom” is simply described by the Hamiltonian

$$H_{\text{atom}} = \frac{1}{2} \begin{pmatrix} \hbar\omega_0 & 0 \\ 0 & -\hbar\omega_0 \end{pmatrix} \quad (4.34)$$

This atom will interact with photons of frequency ω . We will only include photons with this frequency and no others. In reality, this is achieved by placing the atom in a box which can only accommodate photons of wavelength $\lambda = 2\pi c/\omega$. For this reason, the restriction to a single frequency of photon is usually referred to as *cavity quantum electrodynamics*.

We will ignore the polarisation of the photon. Following our discussion above, we introduce the creation operator a^\dagger . The Hilbert space of photons is then spanned by the states $|n\rangle = (a^\dagger)^n/\sqrt{n!}|0\rangle$, with Hamiltonian

$$H_{\text{photon}} = \hbar\omega \left(a^\dagger a + \frac{1}{2} \right) \quad (4.35)$$

We often omit the zero-point energy $\hbar\omega/2$ since it only contributes a constant.

Combining the two, the Hilbert space is $\mathcal{H} = \mathcal{H}_{\text{atom}} \otimes \mathcal{H}_{\text{photon}}$ and is spanned by the states $|n; \uparrow\rangle$ and $|n; \downarrow\rangle$, with $n \geq 0$. The Hamiltonian includes both (4.34) and (4.35), but also has an interaction term. We want this interaction term to have the property that if the excited state $|\uparrow\rangle$ decays to the ground state $|\downarrow\rangle$ then it emits a photon. Similarly, the ground state $|\downarrow\rangle$ may absorb a photon to become excited to $|\uparrow\rangle$. This physics is captured by the following Hamiltonian

$$H_{JC} = \frac{\hbar}{2} \begin{pmatrix} \omega_0 & ga \\ ga^\dagger & -\omega_0 \end{pmatrix} + \hbar\omega a^\dagger a$$

This is the *Jaynes-Cummings model*. The constant g characterises the coupling between the atom and the photons.

As we’ll see, the Jaynes-Cummings model captures many of the features that we’ve seen already, including Rabi oscillations and spontaneous emission. However, you shouldn’t think of the photons in this model as little wavepackets which, when emitted, disappear off into the cosmos, never to be seen again. Instead, the photons are momentum eigenstates, spread throughout the cavity in which the atom sits. When emitted, they hang around. This will be important to understand the physics.

We now look at the dynamics of the Jaynes-Cummings model. The state $|0, \downarrow\rangle$ describes an atom in the ground state with no photons around. This state is an eigenstate of H_{JC} with energy $H_{JC}|0, \downarrow\rangle = -\frac{1}{2}\epsilon|0, \downarrow\rangle$.

However, the state $|0, \uparrow\rangle$, describing an excited atom in the vacuum is not an eigenstate. It can evolve into $|1, \downarrow\rangle$, describing an atom in the ground state with one photon. More generally, the Hilbert space splits into sectors with the $|n-1, \uparrow\rangle$ state mixing with the $|n, \downarrow\rangle$ state. Restricted to these two states, the Hamiltonian is a 2×2 matrix given by

$$H_n = \left(n - \frac{1}{2}\right) \omega \mathbf{1}_2 + \frac{1}{2}(\omega_0 - \omega) \sigma^3 + \frac{1}{2} g \sqrt{n} \sigma^1$$

where σ^i are the Pauli matrices. The two eigenstates are

$$\begin{aligned} |n_+\rangle &= \sin \theta |n-1, \uparrow\rangle - \cos \theta |n, \downarrow\rangle \\ |n_-\rangle &= \cos \theta |n-1, \uparrow\rangle + \sin \theta |n, \downarrow\rangle \end{aligned}$$

where

$$\tan(2\theta) = \frac{g\sqrt{n}}{\delta}, \quad \delta = \omega_0 - \omega \quad (4.36)$$

δ is the same detuning parameter we used before. When $\delta = 0$, we are on resonance, with the energy of the photon coinciding with the energy splitting of the atom. In general, two energy eigenvalues are

$$E_{\pm} = \left(n + \frac{1}{2}\right) \hbar \omega \pm \frac{1}{2} \hbar \sqrt{g^2 n + \delta^2}$$

Let's now extract some physics from these solutions.

Rabi Oscillations Revisited

Consider an atom in the ground state, surrounded by a fixed number of photons n . The initial state is $|\Psi(t=0)\rangle = |n, \downarrow\rangle = \sin \theta |n_-\rangle - \cos \theta |n_+\rangle$. The state subsequently evolves as

$$|\Psi(t)\rangle = [e^{-iE_-t/\hbar} \sin \theta |n_-\rangle - e^{-iE_+t/\hbar} \cos \theta |n_+\rangle]$$

From this, we can extract the probability of sitting in the excited state

$$P_{\uparrow}(t) = \frac{g^2 n}{g^2 n + \delta^2} \sin^2 \left(\frac{\sqrt{g^2 n + \delta^2}}{2} t \right)$$

This agrees with our earlier result (4.23) which was derived for an atom sitting in a classical electric field. Note that the Rabi frequency (4.20) should be equated with $\Omega = g\sqrt{n}$. This makes sense: the coupling g is capturing the matrix element, while the number of photons n is proportional to the energy stored in the electromagnetic field, so \sqrt{n} is proportional to the amplitude of the electric field.

Death and Resurrection

The Jaynes-Cummings model captures also new physics, not seen when we treat the electromagnetic field classically. This is simplest to see if we tune the photons to resonance, setting $\delta = 0$. With this choice, (4.36) tells us that $\cos \theta = \sin \theta = 1/\sqrt{2}$.

We again place the atom in its ground state, but this time we do not surround it with a fixed number of photons. Instead, we place the electromagnetic field in a *coherent state*

$$|\Psi\rangle = e^{-|\alpha|^2/2} e^{\alpha a^\dagger} |0, \downarrow\rangle = e^{-|\alpha|^2/2} \sum_{n=0}^{\infty} \frac{\alpha^n}{\sqrt{n!}} |n, \downarrow\rangle$$

We will take the average number of photons in this state to be macroscopically large. This means $|\alpha| \gg 1$. Now the evolution is given by

$$|\Psi(t)\rangle = e^{-(|\alpha|^2 - i\omega t)/2} \sum_{n=0}^{\infty} \frac{(\alpha e^{-i\omega t})^n}{\sqrt{n!}} \left[\cos\left(\frac{g\sqrt{nt}}{2}\right) |n, \downarrow\rangle + i \sin\left(\frac{g\sqrt{nt}}{2}\right) |n-1, \uparrow\rangle \right]$$

The probability to find the atom in its excited state is

$$P_{\uparrow}(t) = e^{-|\alpha|^2} \sum_{n=0}^{\infty} \frac{|\alpha|^{2n}}{n!} \sin^2\left(\frac{g\sqrt{nt}}{2}\right)$$

Now there are many oscillatory contributions to the probability, each with a different frequency. We would expect these to wash each other out, so that there are no coherent oscillations in the probability. Indeed, we will now see, this is what happens. But there is also a surprise in store.

To analyse the sum over different frequencies, we first rewrite the probability as

$$P_{\uparrow}(t) = e^{-|\alpha|^2} \sum_{n=0}^{\infty} \frac{|\alpha|^{2n}}{n!} \left(\frac{1}{2} - \frac{1}{2} \cos(g\sqrt{nt}) \right) = \frac{1}{2} - \frac{1}{2} e^{-|\alpha|^2} \sum_{n=0}^{\infty} \frac{|\alpha|^{2n}}{n!} \cos(g\sqrt{nt})$$

where, in the second equality, we have used the Taylor expansion of the exponential. The sum is sharply peaked at the value $n \approx |\alpha|^2$. To see this, we use Stirling's formula to write

$$\frac{|\alpha|^{2n}}{n!} \approx \frac{1}{\sqrt{2\pi n}} e^{n \log |\alpha|^2 - n \log n + n}$$

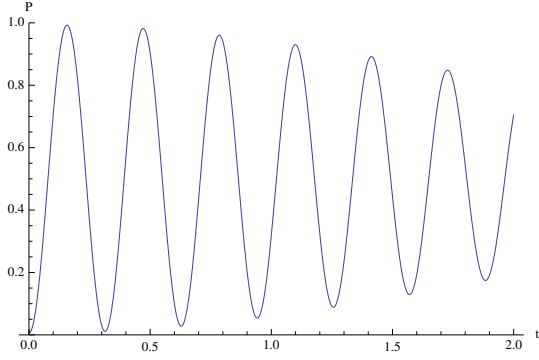


Figure 24: Rabi Oscillations at short times...

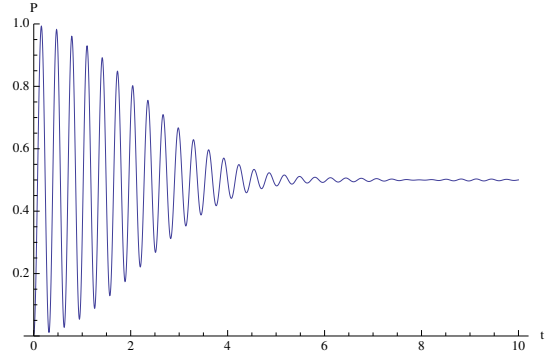


Figure 25: ...and their decay at longer times.

The exponent $f(n) = 2n\alpha|\alpha| - n \log n + n$ has a maximum at $f'(n) = \log |\alpha|^2 - \log n = 0$, or $n = |\alpha|^2$. We then use $f''(n) = -1/n$. Taylor expanding around the maximum, we have

$$\frac{|\alpha|^{2n}}{n!} \approx \frac{1}{\sqrt{2\pi|\alpha|^2}} e^{|\alpha|^2 - m^2/2|\alpha|^2}$$

where $m = n - |\alpha|^2$. With $|\alpha|^2$ sufficiently large, the sum over m effectively ranges from $-\infty$ to $+\infty$. We have

$$P_{\uparrow}(t) \approx \frac{1}{2} - \frac{1}{2} \sum_{m=-\infty}^{\infty} \frac{1}{\sqrt{2\pi|\alpha|^2}} e^{-m^2/2|\alpha|^2} \cos\left(gt\sqrt{|\alpha|^2 + m}\right) \quad (4.37)$$

Let's now try to build some intuition for this sum. First note that for very short time periods, there will be the familiar Rabi oscillations. A single cycle occurs with period $gT|\alpha| = 2\pi$, or

$$T_{\text{Rabi}} \approx \frac{2\pi}{g|\alpha|}$$

These oscillations occur at a Rabi frequency determined by the average number of photons $\langle n \rangle = |\alpha|^2$. In the first figure, we've plotted the function (4.37) for $|\alpha| = 20$ and times $gt \leq 2$. We clearly see the Rabi oscillations at these time scales

There are other features that occur on longer time scales. The exponential suppression means that only the terms up to $|m| \approx |\alpha|$ will contribute in a significant way. If, over the range of these terms, we get a change of phase by 2π then we expect destructive interference among the different oscillations. This occurs when $gT(\sqrt{|\alpha|^2 + |\alpha|} - |\alpha|) \approx 2\pi$, or

$$T_{\text{collapse}} \approx \frac{4\pi}{g}$$

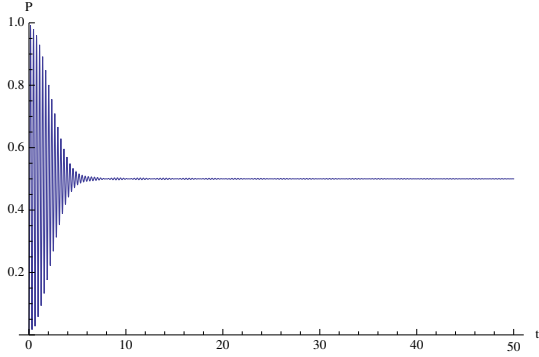


Figure 26: Once decayed, they stay decayed...

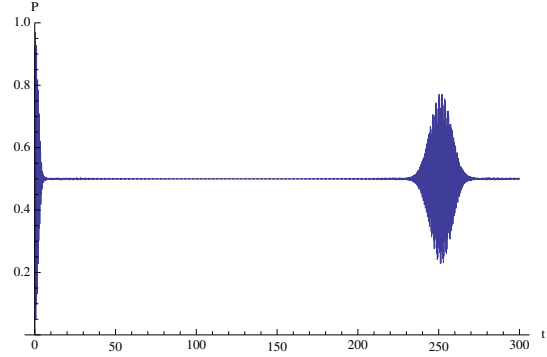


Figure 27: ...until they don't!

This tells us that after approximately $|\alpha|$ Rabi oscillations, the probability asymptotes to $P_{\uparrow} = \frac{1}{2}$. This is the expected behaviour if the atom is subjected to lots of different frequencies. This collapse is clearly seen in the first right-hand figure, which plots the function (4.37) for $|\alpha| = 20$ and time scales up to $gt \leq 10$. Indeed, the left-hand plot of the next diptych extends the timescale to $gt \approx 50$, where we clearly see that the probability settles to $P_{\uparrow} = \frac{1}{2}$.

However, there is a surprise in store! At much longer timescales, each term in the sum picks up the same phase from the cos factor: i.e. $\cos(gT|\alpha|) = \cos(gT\sqrt{|\alpha|^2 + 1})$, or $gT(\sqrt{|\alpha|^2 + 1} - |\alpha|) = 2\pi$. This occurs when

$$T_{\text{revival}} \approx \frac{4\pi|\alpha|}{g}$$

On these time scales, the terms in the sum once again add coherently and we can find the particle in the excited state with an enhanced probability. This is called *quantum revival* and is clearly seen in the second right-hand plot. Note that the probability in the revival never reaches one, nor dips to zero.

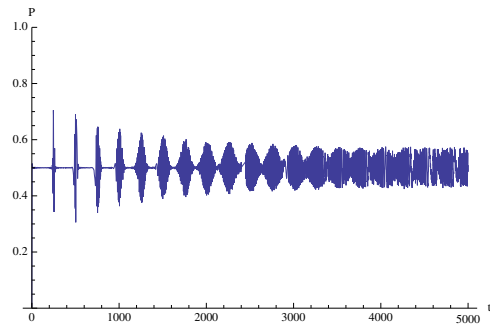


Figure 28:

Revival is a novel effect that arises from the quantisation of the electromagnetic field; it has no classical analog. Note that this effect does not occur because of any coherence between the individual photon states. Rather, it occurs because of the discreteness of the electromagnetic field

Finally, we can ask what the probability looks like on extremely long time scales $t \gg T_{\text{revival}}$. On the right, we continue our plots to $gt = 5000$. We see a number of collapses and revivals, until the system becomes noisy and fluctuating at large times.

5. Quantum Foundations

What is the essence of quantum mechanics? What makes the quantum world truly different from the classical one? Is it the discrete spectrum of energy levels? Or the inherent lack of determinism?

The purpose of this chapter is to go back to basics in an attempt to answer this question. For the most part, we will not be interested in the dynamics of quantum systems (although Section 5.5 is an exception). Instead, we will look at the framework of quantum mechanics in an attempt to get a better understanding of what we mean by a “state”, and what we mean by a “measurement”.

5.1 Entanglement

“I would not call that *one* but rather *the* characteristic trace of quantum mechanics, the one that enforces its entire departure from classical lines of thought”

Erwin Schrödinger on entanglement

The differences between the classical and quantum worlds are highlighted most emphatically when we look at a property called *entanglement*. This section and, indeed, much of this chapter will be focussed on building the tools necessary to understand the surprising features of entangled quantum states.

Entanglement is a property of two or more quantum systems. Here we consider two systems, with associated Hilbert spaces \mathcal{H}_1 and \mathcal{H}_2 respectively. The Hilbert space of the combined system is then $\mathcal{H}_1 \otimes \mathcal{H}_2$. A state of this combined system is said to be *entangled* if it cannot be written in the form

$$|\Psi\rangle = |\psi_1\rangle \otimes |\psi_2\rangle \quad (5.1)$$

For example, suppose we have two particles, each of which comprises a *qubit*, meaning that it can sit in one of two states. We take a basis of this Hilbert space to be the spin in the z -direction, with eigenstates spin up $|\uparrow\rangle$ or spin down $|\downarrow\rangle$. Then the state

$$|\Psi\rangle = |\uparrow\rangle \otimes |\downarrow\rangle$$

is not entangled. In contrast, the state

$$|\Psi\rangle = \frac{1}{\sqrt{2}}(|\uparrow\rangle \otimes |\downarrow\rangle - |\downarrow\rangle \otimes |\uparrow\rangle)$$

is entangled. In fact, this is the most famous of all entangled states and is usually known as an *EPR pair*, after Einstein, Podolsky and Rosen. Note that this state is a sum over states of the form (5.1) and cannot be written in a simpler form; this is what makes it entangled. In what follows, we'll simplify our notation and drop the \otimes symbol, so the EPR pair is written as

$$|EPR\rangle = \frac{1}{\sqrt{2}}(|\uparrow\rangle|\downarrow\rangle - |\downarrow\rangle|\uparrow\rangle) \quad (5.2)$$

To illustrate the concept of entanglement, we could just as easily have chosen the states $|\Psi\rangle = \frac{1}{\sqrt{2}}(|\uparrow\rangle|\downarrow\rangle + |\downarrow\rangle|\uparrow\rangle)$ or $|\Psi\rangle = \frac{1}{\sqrt{2}}(|\uparrow\rangle|\uparrow\rangle + |\downarrow\rangle|\downarrow\rangle)$. Both of these are also entangled. However, just because a state is written as a sum of terms of the form (5.1) does not necessarily mean that it's entangled. Consider, for example,

$$|\Psi\rangle = \frac{1}{\sqrt{2}}(|\uparrow\rangle|\downarrow\rangle + |\downarrow\rangle|\downarrow\rangle)$$

This can also be written as $|\Psi\rangle = |\rightarrow\rangle|\downarrow\rangle$ where $|\rightarrow\rangle = \frac{1}{\sqrt{2}}(|\uparrow\rangle + |\downarrow\rangle)$ and so this state is not entangled. We'll provide a way to check whether or not a state is entangled in Section 5.3.3.

5.1.1 The Einstein, Podolsky, Rosen “Paradox”

In 1935, Einstein, Podolsky and Rosen tried to use the property of entanglement to argue that quantum mechanics is incomplete. Ultimately, this attempt failed, revealing instead the jarring differences between quantum mechanics and our classical worldview.

Here is the EPR argument. We prepare two particles in the state (5.2) and subsequently separate these particles by a large distance. There is a tradition in this field, imported from the world of cryptography, to refer to experimenters as Alice and Bob and it would be churlish of me to deny you this joy. So Alice and Bob sit in distant locations, each carrying one of the spins of the EPR pair. Let's say Alice chooses to measure her spin in the z -direction. There are two options: she either finds spin up $|\uparrow\rangle$ or spin down $|\downarrow\rangle$ and, according to the rules of quantum mechanics, each of these happens with probability 50%. Similarly, Bob can measure the spin of the second particle and also finds spin up or spin down, again with probability 50%.

However, the measurements of Alice and Bob are not uncorrelated. If Alice measures the first particle to have spin up, then the EPR pair (5.2) collapses to $|\uparrow\rangle|\downarrow\rangle$, which means that Bob *must* measure the spin of the second particle to have spin down. It would appear, regardless of how far apart they are, that the measurement of Alice determines the measurement of Bob: whatever Alice sees, Bob always sees the opposite.

Viewed in the usual framework of quantum mechanics, these correlations arise because of a “collapse of the wavefunction” which happens instantaneously.

Now, for any theoretical physicist — and for Einstein in particular — the word “instantaneous” should ring alarm bells. It appears to be in conflict with special relativity and, although we have not yet made any attempt to reconcile quantum mechanics with special relativity, it would be worrying if they are incompatible on such a fundamental level.

The first thing to say is that there is no direct conflict with locality, in the sense that there is no way to use these correlations to transmit information faster than light. Alice and Bob cannot use their entangled pair to send signals to each other: if Bob measures spin down then he has no way of knowing whether this happened because he collapsed the wavefunction, or if it happened because Alice has already made a measurement and found spin up. Nonetheless, the correlations that arise *appear* to be non-local and this might lead to a sense of unease.

There is, of course, a much more mundane explanation for the kinds of correlations that arise from EPR pairs. Suppose that I take off my shoes and give one each to Alice and Bob, but only after I’ve sealed them in boxes. I send them off to distant parts of the Universe where they open the boxes to discover which of my shoes they’ve been carrying across the cosmos. If Alice is lucky, she finds that she has my left shoe. (It is a little advertised fact that Alice has only one leg.) Bob, of course, must then have my right shoe. But there is nothing miraculous or non-local in all of this. The parity of the shoe was determined from the beginning; any uncertainty Alice and Bob had over which shoe they were carrying was due only to their ignorance, and my skill at hiding shoes in boxes.

This brings us to the argument of EPR. The instantaneous collapse of the wavefunction in quantum mechanics is silly and apparently non-local. It would be much more sensible if the correlations in the spins could be explained in the same way as the correlations in shoes. But if this is so, then quantum mechanics must be incomplete because the state (5.2) doesn’t provide a full explanation of the state of the system. Instead, the outcome of any measurement should be determined by some property of the spins that is not encoded in the quantum state (5.2), some extra piece of information that was there from the beginning and says what the result of any measurement will give. This hypothetical extra piece of information is usually referred to as a *hidden variable*. It was advocated by Einstein and friends as a way of restoring some common sense to the world of quantum mechanics, one that fits more naturally with our ideas of locality.

There's no reason that we should have access to these hidden variables. They could be lying beyond our reach, an inaccessible deterministic world which we can never see. In this picture, our ignorance of these hidden variables is where the probability of quantum mechanics comes from, and the uncertainties of quantum mechanics are then no different from the uncertainties that arise in the weather or in the casino. They are due, entirely, to lack of knowledge. This wonderfully comforting vision of the Universe is sometimes called *local realism*. It is, as we will now show, hopelessly naive.

5.1.2 Bell's Inequality

The hypothetical hidden variables that determine the measurements of spin must be somewhat more subtle than those that determine the measurement of my shoes. This is because there's nothing to stop Alice and Bob measuring the spin in directions other than the z -axis.

Suppose, for example, that both choose to measure the spin in the x -direction. The eigenstates for a single spin are

$$|\rightarrow\rangle = \frac{1}{\sqrt{2}}(|\uparrow\rangle + |\downarrow\rangle) \quad , \quad |\leftarrow\rangle = \frac{1}{\sqrt{2}}(|\uparrow\rangle - |\downarrow\rangle)$$

with eigenvalues $+\hbar/2$ and $-\hbar/2$ respectively. We can write the EPR pair (5.2) as

$$|EPR\rangle = \frac{1}{\sqrt{2}}(|\uparrow\rangle|\downarrow\rangle - |\downarrow\rangle|\uparrow\rangle) = \frac{1}{\sqrt{2}}(|\leftarrow\rangle|\rightarrow\rangle - |\rightarrow\rangle|\leftarrow\rangle)$$

So we again find correlations if the spins are measured along the x -axis: whenever Alice finds spin $+\hbar/2$, then Bob finds spin $-\hbar/2$ and vice-versa. Any hidden variable has to account for this too. Indeed, the hypothetical hidden variables have to account for the measurement of the spin along any choice of axis. This will prove to be their downfall.

A Review of Spin

Before we proceed, let's first review a few facts about how we measure the spin along different axes. An operator that measures spin along the direction $\mathbf{a} = (\sin\theta, 0, \cos\theta)$ is

$$\boldsymbol{\sigma} \cdot \mathbf{a} = \begin{pmatrix} \cos\theta & \sin\theta \\ \sin\theta & -\cos\theta \end{pmatrix}$$

Below we'll denote this matrix as $\boldsymbol{\sigma} \cdot \mathbf{a} = \sigma_\theta$. It has eigenvectors

$$|\theta_+\rangle = \cos\frac{\theta}{2}|\uparrow\rangle + \sin\frac{\theta}{2}|\downarrow\rangle \quad \text{and} \quad |\theta_-\rangle = -\sin\frac{\theta}{2}|\uparrow\rangle + \cos\frac{\theta}{2}|\downarrow\rangle$$

From this, we learn that if we prepare a state in, say, $|\downarrow\rangle$, then the probability $P(\theta_{\pm})$ of measuring either spin + or spin - along the vector \mathbf{a} is

$$P(\theta_+) = \sin^2 \frac{\theta}{2} \quad \text{and} \quad P(\theta_-) = \cos^2 \frac{\theta}{2}$$

From the form of the eigenstates $|\theta_{\pm}\rangle$, we see that the EPR pair can be written as

$$|EPR\rangle = \frac{1}{\sqrt{2}}(|\theta_+\rangle|\theta_-\rangle - |\theta_-\rangle|\theta_+\rangle) \quad (5.3)$$

for any θ . This means that, as long as Alice and Bob both choose to measure the spin along the same direction \mathbf{a} , then their results will always be perfectly anti-correlated: when one measures spin + the other is guaranteed to measure spin -. This is a special property of the EPR pair that is not shared by other entangled states. It follows from some group theory: under addition of angular momentum $\frac{1}{2} \otimes \frac{1}{2} = 0 \oplus 1$, and the EPR state is the rotationally invariant singlet.

What's Wrong with Hidden Variables

Suppose now that Alice measures the spin along the z -axis, and Bob measures the spin along the \mathbf{a} axis. If Alice measures spin $|\uparrow\rangle$, then we know that Bob has spin $|\downarrow\rangle$, so whether he measures spin + or - is determined by the probabilities above. We'll write this as $P(\sigma_z^A, \sigma_{\theta}^B)$ where σ^A denotes the spin measured by Alice and σ^B the spin measured by Bob. The four possibilities are

$$\begin{aligned} P(\sigma_z^A = +, \sigma_{\theta}^B = +) &= \frac{1}{2} \sin^2 \frac{\theta}{2} \quad , \quad P(\sigma_z^A = +, \sigma_{\theta}^B = -) = \frac{1}{2} \cos^2 \frac{\theta}{2} \\ P(\sigma_z^A = -, \sigma_{\theta}^B = +) &= \frac{1}{2} \cos^2 \frac{\theta}{2} \quad , \quad P(\sigma_z^A = -, \sigma_{\theta}^B = -) = \frac{1}{2} \sin^2 \frac{\theta}{2} \end{aligned} \quad (5.4)$$

Note, in particular, that if $\theta = 0$ so that Alice and Bob measure the spin along the same axis, then we revert to our previous perfect anti-correlation.

It is not difficult to account for these results in a hidden variables theory. Each of the particles carries with them two labels s_z and s_{θ} which have values $+1$ or -1 and determine the result of a spin measurement along the z -axis and \mathbf{a} axis respectively. The perfect anti-correlation means that the value of each spin for Bob's particle must be the opposite of Alice's. We write $s_z^B = -s_z^A$ and $s_{\theta}^B = -s_{\theta}^A$. We then only need to talk about the probability distribution $p(s_z^A, s_{\theta}^A)$ for the spins of Alice's particles. To reproduce the predictions (5.4), we must take these to be

$$\begin{aligned} P(s_z^A = +, s_{\theta}^A = -) &= \frac{1}{2} \sin^2 \frac{\theta}{2} \quad , \quad P(s_z^A = +, s_{\theta}^A = +) = \frac{1}{2} \cos^2 \frac{\theta}{2} \\ P(s_z^A = -, s_{\theta}^A = -) &= \frac{1}{2} \cos^2 \frac{\theta}{2} \quad , \quad P(s_z^A = -, s_{\theta}^A = +) = \frac{1}{2} \sin^2 \frac{\theta}{2} \end{aligned} \quad (5.5)$$

Mathematically this is straightforward: the probability distributions are, after all, essentially the same as those in (5.4). But physically we've done something a little slippery. We've said that whenever Bob measures his spin σ_θ to be, say, +1 then this determines the spin of Alice's particle to be $s_\theta = -1$ *even though* Alice didn't measure the spin in the direction \mathbf{a} . In this way, we've managed to assign labels to Alice's particle corresponding to spin in two different directions. But this is against the spirit of quantum mechanics because these operators for spins in different directions don't commute. Indeed, we will now see that the spirit of quantum mechanics will come back and bite us.

The trouble comes when we throw a third possible measurement into the mix. Suppose that Alice and Bob are given a choice. Each can measure the spin along the z -axis, along the $\mathbf{a} = (\sin \theta, 0, \cos \theta)$ axis or along the $\mathbf{b} = (\sin \phi, 0, \cos \phi)$ axis. Now each particle must be assigned a hidden variable that determines the choice of each of these measurements. So Alice's particle comes with s_z^A , s_θ^A and s_ϕ^A , each of which can take value ± 1 . The probabilities of the different choices are governed by some distribution $p(s_z^A, s_\theta^A, s_\phi^A)$. We will now show that no such distribution exists that can reproduce the results of measurements of the EPR pair.

Let's assume that such a distribution does exist. This implies certain relations between the probability distributions $P(s_i^A, s_j^A)$. For example, by summing over the variables which weren't measured, we find

$$\begin{aligned} P(s_\theta^A = +, s_\phi^A = -) &= p(++-) + p(-+-) \\ &\leq [p(++-) + p(+++)] + [p(-+-) + p(---)] \\ &= P(s_z^A = +, s_\theta^A = +) + P(s_z^A = -, s_\phi^A = -) \end{aligned}$$

But we know what each of these distributions $P(s^A, s^A)$ must be: they are given by (5.5). This then gives the *Bell inequality*

$$\sin^2 \frac{\theta - \phi}{2} \leq \cos^2 \frac{\theta}{2} + \cos^2 \frac{\phi}{2} \quad (5.6)$$

where the left-hand side follows from the rotational invariance (5.3) of the EPR state.

There's a problem with the Bell inequality (5.6): it's simply not true for all values of θ and ϕ ! Suppose, for example, that we take $\theta = 3\pi/2$ and $\phi = 3\pi/4$. Then

$$\sin^2 \frac{3\pi}{8} - \cos^2 \frac{3\pi}{8} = -\cos \frac{3\pi}{4} = \frac{1}{\sqrt{2}}$$

Meanwhile

$$\cos^2 \frac{3\pi}{4} = \frac{1}{2}$$

Obviously $1/2 < 1/\sqrt{2}$. These values violate the Bell inequality.

The Bell inequality (5.6) was derived under the assumption that there was some hidden variable underlying quantum mechanics. Its violation tells us that this is simply not possible. Of course, physics is an experimental science and we can ask whether or not the Bell inequalities are violated in Nature. They are. The experiment was first done in the early 1980s by Aspect and has been repeated many times since, with different groups trying to finesse the experiments in order to close off increasingly preposterous loopholes that philosophers claim to have discovered in the argument.

The original EPR argument was an attempt to show that locality, together with common sense, imply that there should be hidden variables underlying quantum mechanics. Nature, however, disagrees. Indeed, the Bell inequalities turn the EPR argument completely on its head. If you want to keep locality, then you're obliged to give up common sense which, here, means a view of the world in which particles carry the properties that are measured. In contrast, if you want to keep common sense, you will have to give up locality. Such a loophole arises because the derivation of Bell's inequality assumed that a measurement on one particle does not affect the probability distribution of the other. Given that the two particles can be separated by arbitrarily large distances, any such effect must be superluminal and, hence, non-local. Therefore, the best one can say is that Bell's argument forbids *local* hidden variable theories.

Most physicists cherish locality over common sense. In particular, all of our most successful laws of physics are written in the language of [Quantum Field Theory](#), which is the framework that combines quantum mechanics with local dynamics. With locality sitting firmly at the heart of physics, it is very difficult to see a role for any kind of hidden variables.

It is sometimes said that the correlations inherent in EPR-type pairs are *non-local*. I don't think this is a particularly helpful way to characterise these correlations because, as we have seen, there is no way to use them to signal faster than light. Nonetheless, it is true that the correlations that arise in quantum mechanics cannot arise in any local classical model of reality. But the key lesson to take from this is not that our Universe is non-local; it is instead that our Universe is non-classical.

5.1.3 CHSH Inequality

The essence of Bell's inequality can be distilled to a simpler form, due to Clauser, Horne, Shimony and Holt.

We stick with the general framework where both Alice and Bob are each sent a two-state quantum system. Alice can choose to measure one of two quantum observables, A_1 or A_2 . Similarly, Bob can choose to measure B_1 or B_2 . Each of these observables has two possible eigenvalues, $a_i = \pm 1$ and $b_i = \pm 1$.

We require that

$$[A_i, B_j] = 0 \quad i, j = 1, 2 \quad (5.7)$$

This is the statement that Alice and Bob can happily perform their measurements without interfering with the other. In particular, this is where the assumption of locality comes in: if Alice and Bob are spacelike separated then (5.7) must hold. In contrast, we will make no such assumption about $[A_1, A_2]$ or $[B_1, B_2]$.

We're going to look at the expectation value of the observable

$$C = (A_1 + A_2)B_1 + (A_1 - A_2)B_2 \quad (5.8)$$

We do this first in a hidden variable theory, and next in the quantum theory. We'll see that a hidden variable theory places a stricter range on the allowed values of the expectation value $\langle C \rangle$. To see this, we make the seemingly innocuous assumption that the system possesses well-defined values for a_i and b_i . In this case, we write

$$C_{\text{h.v.}} = (a_1 + a_2)b_1 + (a_1 - a_2)b_2 \quad (5.9)$$

But since $a_i = \pm 1$, then there are two possibilities

- $a_1 + a_2 = 0 \Rightarrow a_1 - a_2 = \pm 2$
- $a_1 - a_2 = 0 \Rightarrow a_1 + a_2 = \pm 2$

In either case, $C_{\text{h.v.}} = \pm 2b_i$ for some b_i . Since b_i can only take values ± 1 , we have $|\langle b_i \rangle| \leq 1$, and so

$$-2 \leq \langle C_{\text{h.v.}} \rangle \leq 2 \quad (5.10)$$

This is the CHSH inequality. It is entirely analogous to the Bell inequality (5.6).

What about in quantum theory? Now we don't admit to a_1 and a_2 having simultaneous meaning, so we're not allowed to write (5.9). Instead, we have to manipulate (5.8) as an operator equation. Because the eigenvalues are ± 1 , we must have $A_1^2 = A_2^2 = B_1^2 = B_2^2 = \mathbf{1}$, the identity operator. After a little algebra, we find

$$\begin{aligned} C^2 &= 4\mathbf{1} - A_1A_2B_1B_2 + A_2A_1B_1B_2 + A_1A_2B_2B_1 - A_2A_1B_2B_1 \\ &= 4\mathbf{1} - [A_1, A_2][B_1, B_2] \end{aligned}$$

Now $|\langle [A_1, A_2] \rangle| \leq |\langle A_1A_2 \rangle| + |\langle A_2A_1 \rangle| \leq 2$, since each operator has eigenvalue ± 1 . From this we learn that in the quantum theory,

$$\langle C^2 \rangle \leq 8$$

Since $\langle C^2 \rangle \geq \langle C \rangle^2$, we find that the range of values in quantum mechanics to be

$$-2\sqrt{2} \leq \langle C \rangle \leq 2\sqrt{2}$$

This is referred to as the *Cirel'son bound*. Clearly the range of values allowed by quantum mechanics exceeds that allowed by hidden variables theories (5.10).

It remains for us to exhibit states and operators which violate the CHSH bound. For this, we can return to our spin model. From (5.4), we know that

$$\langle EPR | \sigma_z^A \otimes \sigma_\theta^B | EPR \rangle = \sin^2 \frac{\theta}{2} - \cos^2 \frac{\theta}{2} = -\cos \theta$$

This means that if we take the four operators A_2 , B_1 , A_1 and B_2 to be spin operators, aligned in the (x, y) -plane at successive angles of 45° . (i.e. A_2 has $\theta = 0$, B_1 has $\theta = \frac{\pi}{4}$, A_1 has $\theta = \frac{\pi}{2}$ and B_2 has $\theta = \frac{3\pi}{4}$) then

$$\langle A_1B_1 \rangle = \langle A_1B_2 \rangle = \langle A_2B_1 \rangle = -\frac{1}{\sqrt{2}} \quad \text{and} \quad \langle A_2B_2 \rangle = +\frac{1}{\sqrt{2}}$$

and we see that

$$\langle C \rangle = -2\sqrt{2}$$

saturating the Cirel'son bound.

5.1.4 Entanglement Between Three Particles

If we consider the case of three particles rather than two, then there is even sharper contradiction between the predictions of quantum mechanics and those of hidden variables theories. As before, we'll take each particle to carry one of two states, with a basis given by spins $|\uparrow\rangle$ and $|\downarrow\rangle$, measured in the z -direction.

Consider the entangled three-particle state

$$|GHZ\rangle = \frac{1}{\sqrt{2}}(|\uparrow\rangle|\uparrow\rangle|\uparrow\rangle - |\downarrow\rangle|\downarrow\rangle|\downarrow\rangle)$$

named after Greenberger, Horne and Zeilinger. These three particles are sent to our three intrepid scientists, each waiting patiently in far-flung corners of the galaxy. Each of these scientists makes one of two measurements: they either measure the spin in the x -direction, or they measure the spin in the y -direction. Obviously, each experiment gives them the result $+1$ or -1 .

The state $|GHZ\rangle$ will result in correlations between the different measurements. Suppose, for example, that two of the scientists measure σ_y and the other measures σ_x . For any given spin, we have $\sigma_x|\uparrow\rangle = |\downarrow\rangle$ and $\sigma_x|\downarrow\rangle = |\uparrow\rangle$ and $\sigma_y|\uparrow\rangle = i|\downarrow\rangle$ and $\sigma_y|\downarrow\rangle = -i|\uparrow\rangle$. It is then simple to check that

$$\sigma_x^A \otimes \sigma_y^B \otimes \sigma_y^C |GHZ\rangle = \sigma_y^A \otimes \sigma_x^B \otimes \sigma_y^C |GHZ\rangle = \sigma_y^A \otimes \sigma_y^B \otimes \sigma_x^C |GHZ\rangle = +|GHZ\rangle$$

In other words, the product of the scientist's three measurements always equals $+1$.

It's tempting to follow the hidden variables paradigm and assign a spin s_x and s_y to each of these three particles. Let's suppose we do so. Then the result above means that

$$s_x^A s_y^B s_y^C = s_y^A s_x^B s_y^C = s_y^A s_y^B s_x^C = +1 \quad (5.11)$$

But from this knowledge we can make a simple prediction. If we multiply all of these results together, we get

$$(s_y^A s_y^B s_y^C)^2 s_x^A s_x^B s_x^C = +1 \quad \Rightarrow \quad s_x^A s_x^B s_x^C = +1 \quad (5.12)$$

where the implication follows from the fact that the spin variables can only take values ± 1 . The hidden variables tell us that whenever the correlations (5.11) hold, the correlation (5.12) must also hold.

Let's now look at what quantum mechanics tells us. Rather happily, $|GHZ\rangle$ happens to be an eigenstate of $\sigma_x^A \otimes \sigma_x^B \otimes \sigma_x^C$. But we have

$$\sigma_x^A \otimes \sigma_x^B \otimes \sigma_x^C |GHZ\rangle = -|GHZ\rangle$$

In other words, the product of these three measurements must give -1 . This is in stark contradiction to the hidden variables result (5.12). Once again we see that local hidden variables are incapable of reproducing the results of quantum mechanics.

If Only We Hadn't Made Counterfactual Arguments...

In both the Bell and GHZ arguments, the mistake in assigning hidden variables can be traced to our use of *counterfactuals*. This is the idea that we can say what would have happened had we made different choices.

Suppose, for example, that Alice chooses to measure σ_z to be +1 in an EPR state. Then Bob can be absolutely certain that he will find σ_z to be -1 should he choose to measure it. But even that certainty doesn't give him the right to assign $s_z^B = -1$ unless he actually goes ahead and measures it. This is because he may want to measure spin along some other axis, σ_θ^B , and assuming that both properties exist will lead us to the wrong conclusion as we've seen above. The punchline is that you don't get to make counterfactual arguments based on what would have happened: only arguments based on what actually did happen.

5.1.5 The Kochen-Specker Theorem

The Kochen-Specker theorem provides yet another way to restrict putative hidden-variables theories. Here is the statement:

Consider a set of N Hermitian operators A_i acting on \mathcal{H} . Typically some of these operators will commute with each other, while others will not. Any subset of operators which mutually commute will be called *compatible*.

In an attempt to build a hidden variables theory, all observables A_i are assigned a value $a_i \in \mathbf{R}$. We will require that whenever A, B and $C \in \{A_i\}$ are compatible then the following properties should hold

- If $C = A + B$ then $c = a + b$.
- If $C = AB$ then $c = ab$.

These seem like sensible requirements. Indeed, in quantum mechanics we know that if $[A, B] = 0$ then the expectation values obey the relations above and, moreover, there are states where we can assign definite values to A, B and therefore to $A + B$ and to AB . We will not impose any such requirements if $[A, B] \neq 0$.

As innocuous as these requirements may seem, the Kochen-Specker theorem states that in Hilbert spaces \mathcal{H} with dimension $\dim(\mathcal{H}) \geq 3$, there are sets of operators $\{A_i\}$ for which it is not possible to assign values a_i with these properties. Note that this isn't a statement about a specific state in the Hilbert space; it's a stronger statement that there are no consistent values that can possibly be assigned to operators.

The issue is that a given operator, say A , can be compatible with many different operators. So, for example, it may appear in the compatible set (A, B, C) and also in (A, D, E) and should take the same value a in both. Meanwhile, B may appear in a different compatible set and so on. The proofs of the Kochen-Specker theorem involve exhibiting a bunch of operators which cannot be consistently assigned values.

The original proof of the Kochen-Specker theorem is notoriously fiddly, involving a set of $N = 117$ different projection operators in a $\dim(\mathcal{H}) = 3$ dimensional Hilbert space⁴. Simpler versions of the proof with $\dim(\mathcal{H}) = 3$ now exist, although we won't present them here.

There is, however, a particularly straightforward proof that involves $N = 18$ operators in a $\dim(\mathcal{H}) = 4$ dimensional Hilbert space. We start by considering the following 18 vectors $\psi_i \in \mathbf{C}^4$,

$$\begin{aligned} \psi_1 &= (0, 0, 0, 1) \quad , \quad \psi_2 = (0, 0, 1, 0) \quad , \quad \psi_3 = (1, 1, 0, 0) \quad , \quad \psi_4 = (1, -1, 0, 0) \\ \psi_5 &= (0, 1, 0, 0) \quad , \quad \psi_6 = (1, 0, 1, 0) \quad , \quad \psi_7 = (1, 0, -1, 0) \quad , \quad \psi_8 = (1, -1, 1, -1) \\ \psi_9 &= (1, -1, -1, 1) \quad , \quad \psi_{10} = (0, 0, 1, 1) \quad , \quad \psi_{11} = (1, 1, 1, 1) \quad , \quad \psi_{12} = (0, 1, 0, -1) \\ \psi_{13} &= (1, 0, 0, 1) \quad , \quad \psi_{14} = (1, 0, 0, -1) \quad , \quad \psi_{15} = (0, 1, -1, 0) \quad , \quad \psi_{16} = (1, 1, -1, 1) \\ \psi_{17} &= (1, 1, 1, -1) \quad , \quad \psi_{18} = (-1, 1, 1, 1) \end{aligned}$$

From each of these, we can build a projection operator

$$P_i = \frac{|\psi_i\rangle\langle\psi_i|}{\langle\psi_i|\psi_i\rangle}$$

Since the projector operators can only take eigenvalues 0 or 1, we want to assign a value $p_i = 0$ or $p_i = 1$ to each projection operator P_i .

Of course, most of these projection operators do not commute with each other. However, there are subsets of four such operators which mutually commute and sum to give the identity operator. For example,

$$P_1 + P_2 + P_3 + P_4 = \mathbf{1}_4$$

In this case, the requirements of the Kochen-Specker theorem tell us that one of these operators must have value $p = 1$ and the other three must have value $p = 0$.

⁴More details can be found at <https://plato.stanford.edu/entries/kochen-specker/>.

Now comes the twist. We can, in fact, construct nine such subsets of four operators. These are listed in the columns of the following table:

P_1	P_1	P_8	P_8	P_2	P_9	P_{16}	P_{16}	P_{17}
P_2	P_5	P_9	P_{11}	P_5	P_{11}	P_{17}	P_{18}	P_{18}
P_3	P_6	P_3	P_7	P_{13}	P_{14}	P_4	P_6	P_{13}
P_4	P_7	P_{10}	P_{12}	P_{14}	P_{15}	P_{10}	P_{12}	P_{15}

This table has the nice property that each P_i appears in exactly two different columns. Now the task is clear: assign values $p_i = 0, 1$ to each P_i such that each column has a single $p = 1$ and three $p = 0$. It is best to sit down and try to do this. And then try again. By the time you've tried for the third time, it should be increasingly clear that no consistent assignment of values p_i is possible. And the reason is clear: because each projection operator appears twice, if you assign $p = 1$ to any projection operator, you will always end up with an even number of values $p = 1$ in the table. But the goal is only achieved if you assign one to each of the nine rows so we want an odd number. Clearly it's not possible. This is the Kochen-Specker theorem.

5.2 Entanglement is a Resource

In the previous section, we used entangled states to reveal how quantum mechanics differs from our older, classical framework. In this section, we will view entanglement somewhat differently. It is a precious commodity that allows us to achieve things that classical physicists cannot.

5.2.1 The CHSH Game

To illustrate the advantage that entanglement brings, we start by describing a game. It's not a particularly fun game. It's designed purely as a point of principle to show that entanglement can be useful.

The game is one of cooperation between two players – Alice and Bob of course – who cannot communicate with each other, but can prepare a strategy beforehand. Alice and Bob are both given an envelope. Inside each envelope is either a red card or a blue card. This means that there are four possibilities for their cards: red/red, red/blue, blue/red or blue/blue.

After seeing their card, Alice and Bob have to decide whether to say “turtles” or to say “cucumber”. This is, I think you will agree, a silly game. The rules are as follows:

- Alice and Bob win if both cards are red and they said different words.

- Alice and Bob win if at least one card was blue and they said the same word.
- Otherwise, they lose.

What’s their best strategy? First suppose that Alice and Bob are classical losers and have no help from quantum mechanics. It’s not hard to convince yourself that their best strategy is just to say “cucumber” every time, regardless of the colour of their card. They only lose if both cards turn out to be red. Otherwise they win. This means that they win 75% of the time.

Suppose, however, that Alice and Bob have spent many decades developing coherent qubits. This pioneering technology resulted in them being kidnapped by a rival government who then, for reasons hard to fathom, subjected them to this stupid game. Can their discoveries help them get out of a bind? Thankfully, the answer is yes. Although, arguably, not so much that it’s worth all the trouble.

To do better, Alice and Bob must share a number of EPR pairs, one for each time that the game is played. Here is their gameplan. Whenever Alice’s card is blue, she measures A_1 ; whenever it is red she measures A_2 . Whenever these measurements give +1 she says “turtles”; whenever it is -1 she says “cucumber”. Bob does something similar: B_1 when blue, B_2 when red; “turtles” when +1, “cucumber” when -1 .

Suppose that both cards are blue. Then they win if A_1 and B_1 give the same result and lose otherwise. In other words, they win if the measurement gives $A_1B_1 = +1$ and lose when $A_1B_1 = -1$. This means

$$P(\text{win}) - P(\text{lose}) = \langle A_1B_1 \rangle$$

In contrast, if both cards are red then they lose if A_2 and B_2 give the same measurement and win otherwise, so that

$$P(\text{win}) - P(\text{lose}) = -\langle A_2B_2 \rangle$$

Since each combination of cards arises with probability $p = \frac{1}{4}$, the total probability is

$$P(\text{win}) - P(\text{lose}) = \frac{1}{4} \langle A_1B_1 + A_1B_2 + A_2B_1 - A_2B_2 \rangle$$

But we’ve seen this before: it’s precisely the combination of operators (5.8) that arose in the CHSH proof of the Bell inequality. We can immediately import our answer from there to learn that

$$P(\text{win}) - P(\text{lose}) \leq \frac{1}{\sqrt{2}}$$

We saw previously that we can find operators which saturate this inequality. Since $P(\text{win}) + P(\text{lose}) = 1$, there's a choice of measurements A_i and B_i — essentially spin measurements which differ by 45° — which ensures a win rate of

$$P(\text{win}) = \frac{1}{2} \left(\frac{1}{\sqrt{2}} + 1 \right) \approx 0.854$$

This beats our best classical strategy of 75%.

Having the ability to win at this particular game is unlikely to change the world. Obviously the game was cooked up by starting from the CHSH inequality and working backwards in an attempt to translate Bell's inequality into something approximating a game. But it does reveal an important point: the correlations in entangled states can be used to do things that wouldn't otherwise be possible. If we can harness this ability to perform tasks that we actually care about, then we might genuinely be able to change the world. This is the subject of quantum information. Here we give a couple of simple examples that move in this direction.

5.2.2 Dense Coding

For our first application, Alice wants to send Bob some classical information, which means she wants to tell him “yes” or “no” to a series of questions. This is encoded in a classical bit as values 0 and 1.

However, Alice is fancy. She has qubits at her disposal and can send these to Bob. We'd like to know if she can use this quantum technology to aid in sending her classical information.

First note that Alice doesn't lose anything by sending qubits rather than classical bits. (Apart, of course, from the hundreds of millions of dollars in R&D that it took to get them in the first place.) She could always encode the classical value 0 as $|\uparrow\rangle$ and 1 as $|\downarrow\rangle$ and, provided Bob is told in advance to measure σ_z , the qubit contains the same information as a classical bit. But this does seem like a waste of resources.

Is it possible to do better and transmit more than one classical bit in a single qubit? The answer is no: a single qubit carries the same amount of information as a classical bit. However, this changes if Alice's qubit is actually part of an entangled pair that she shares with Bob. In this case, she can encode two classical bits of information in a single qubit. This is known as *dense coding*.

To achieve this feat, Alice first performs an operation on her spin. We'll introduce some new notation for this state that will become useful in the following section: we call the EPR pair

$$|EPR\rangle = |\chi^-\rangle = \frac{1}{\sqrt{2}}(|\uparrow\rangle|\downarrow\rangle - |\downarrow\rangle|\uparrow\rangle)$$

Alice then has four options:

- She does nothing. Obviously, the entangled pair remains in the state $|\chi^-\rangle$.
- Alice acts with σ_x . This changes the state to $-\phi^-\rangle$ where

$$|\phi^-\rangle = \frac{1}{\sqrt{2}}(|\uparrow\rangle|\uparrow\rangle - |\downarrow\rangle|\downarrow\rangle)$$

- Alice acts with σ_y . This changes the state to $-i|\phi^+\rangle$ where

$$|\phi^+\rangle = \frac{1}{\sqrt{2}}(|\uparrow\rangle|\uparrow\rangle + |\downarrow\rangle|\downarrow\rangle)$$

- Alice acts with σ_z . This changes the state to $|\chi^+\rangle$.

$$|\chi^+\rangle = \frac{1}{\sqrt{2}}(|\uparrow\rangle|\downarrow\rangle + |\downarrow\rangle|\uparrow\rangle)$$

The upshot of this procedure is that the entangled pair sits in one of four different states

$$|\phi^\pm\rangle = \frac{1}{\sqrt{2}}(|\uparrow\rangle|\uparrow\rangle \pm |\downarrow\rangle|\downarrow\rangle) \quad \text{or} \quad |\chi^\pm\rangle = \frac{1}{\sqrt{2}}(|\uparrow\rangle|\downarrow\rangle \pm |\downarrow\rangle|\uparrow\rangle) \quad (5.13)$$

Alice now sends her qubit to Bob, so Bob has access to the whole entangled state. Since the four different states are orthogonal, it must be possible to distinguish them by performing some measurements. Indeed, the measurements Bob needs to make are

$$\sigma_x \otimes \sigma_x \quad \text{and} \quad \sigma_z \otimes \sigma_z$$

These two operators commute. This means that, while we don't get to know the values of both s_x and s_z of, say, the first spin, it does make sense to talk about the products of the spins of the two qubits in both directions. It's simple to check that the four possible states above are eigenstates of these two operators

$$\sigma_x \otimes \sigma_x |\phi^\pm\rangle = \pm |\phi^\pm\rangle \quad \text{and} \quad \sigma_x \otimes \sigma_x |\chi^\pm\rangle = \pm |\chi^\pm\rangle \quad (5.14)$$

$$\sigma_z \otimes \sigma_z |\phi^\pm\rangle = +|\phi^\pm\rangle \quad \text{and} \quad \sigma_z \otimes \sigma_z |\chi^\pm\rangle = -|\chi^\pm\rangle$$

So, for example, if Bob measures $\sigma_x \otimes \sigma_x = +1$ and $\sigma_z \otimes \sigma_z = -1$, then he knows that he's in possession of state $|\chi^+\rangle$. Bob then knows which of the four operations Alice performed. In this way she has communicated two classical bits of information through the exchange of a single qubit.

Admittedly, two qubits were needed for this to fly: one which was exchanged and one which was in Bob's possession all along. In fact, in Section 5.3.2, we'll show that entanglement between spins can only be created if the two spins were brought together at some point in the past. So, from this point of view, Alice actually exchanged two qubits with Bob, the first long ago when they shared the EPR pair, and the second when the message was sent. Nonetheless, there's still something surprising about dense coding. The original EPR pair contained no hint of the message that Alice wanted to send; indeed, it could have been created long before she knew what that message was. Nor was there any information in the single qubit that Alice sent to Bob. Anyone intercepting it along the way would be no wiser. It's only when this qubit is brought together with Bob's that the information becomes accessible.

5.2.3 Quantum Teleportation

Our next application has a sexy sounding name: quantum teleportation. To put it in context, we first need a result that tells us what we cannot do in quantum mechanics.

The No Cloning Theorem

The no cloning theorem says that it is impossible to copy a state in quantum mechanics.

Here's the game. Someone gives you a state $|\psi\rangle$, but doesn't tell you what that state is. Now, you can determine some property of the state but any measurement that you make will alter the state. This means that you can't then go back and ask different questions about the initial state.

Our inability to know everything about a state is one of the key tenets of quantum mechanics. But there's an obvious way around it. Suppose that we could just copy the initial state many times. Then we could ask different questions on each of the replicas and, in this way, build up a fuller picture of the original state. The no cloning theorem forbids this.

To prove the theorem, we really only need to set up the question. We start with a state $|\psi\rangle \in \mathcal{H}_A$. Suppose that we prepare a separate system in a blank state $|0\rangle \in \mathcal{H}_B$. To create a copy of the initial state, we would like to evolve the system so that

$$|\text{In}(\psi)\rangle = |\psi\rangle \otimes |0\rangle \longrightarrow |\text{Out}(\psi)\rangle = |\psi\rangle \otimes |\psi\rangle$$

But this can't happen through any Hamiltonian evolution because it is not a unitary operation. To see this, consider two different states $|\psi_1\rangle$ and $|\psi_2\rangle$. We have

$$\langle \text{In}(\psi_1) | \text{In}(\psi_2) \rangle = \langle \psi_1 | \psi_2 \rangle \quad \text{while} \quad \langle \text{Out}(\psi_1) | \text{Out}(\psi_2) \rangle = \langle \psi_1 | \psi_2 \rangle^2$$

We might try to wriggle out of this conclusion by allowing for some other stuff in the Hilbert space which can change in any way it likes. This means that we now have three Hilbert spaces and are looking an evolution of the form

$$|\psi\rangle \otimes |0\rangle \otimes |\alpha(0)\rangle \longrightarrow |\psi\rangle \otimes |\psi\rangle \otimes |\alpha(\psi)\rangle$$

By linearity, if such an evolution exists it must map

$$(|\phi\rangle + |\psi\rangle) \otimes |0\rangle \otimes |\alpha(0)\rangle \longrightarrow |\phi\rangle \otimes |\phi\rangle \otimes |\alpha(\phi)\rangle + |\psi\rangle \otimes |\psi\rangle \otimes |\alpha(\psi)\rangle \quad (5.15)$$

But this isn't what we wanted! The map is supposed to take

$$\begin{aligned} (|\phi\rangle + |\psi\rangle) \otimes |0\rangle \otimes |\alpha(0)\rangle &\longrightarrow (|\phi\rangle + |\psi\rangle) \otimes (|\phi\rangle + |\psi\rangle) \otimes |\alpha(\psi + \phi)\rangle \\ &= (|\phi\rangle|\phi\rangle + |\psi\rangle|\phi\rangle + |\phi\rangle|\psi\rangle + |\psi\rangle|\psi\rangle) \otimes |\alpha(\psi + \phi)\rangle \end{aligned}$$

where, in the last line, we dropped the \otimes between the first two Hilbert spaces. The state that we get (5.15) is not the state that we want. This concludes our proof of the no cloning theorem.

Back to Teleportation

With the no cloning theorem as background, we can now turn to the idea of quantum teleportation. Alice is given a qubit in state $|\psi\rangle$. The challenge is to communicate this state to Bob.

There are two limitations. First, Alice doesn't get to simply put the qubit in the mail. That's no longer the game. Instead, she must describe the qubit to Bob using classical information: i.e. bits, not qubits. Note that we're now playing by different rules from the previous section. In "dense coding" we wanted to send classical information using qubits. Here we want to send quantum information using classical bits.

Now this sounds like teleportation must be impossible. As we've seen, Alice has no way of figuring out what state $|\psi\rangle$ she has. If she doesn't know the state, how on earth is she going to communicate it to Bob? Well, magically, there is way. For this to work, Alice and Bob must also share an EPR pair. We will see that they can sacrifice the entanglement in this EPR pair to allow Bob to reproduce the state $|\psi\rangle$.

First, Alice. She has two qubits: the one we want to transfer, $|\psi\rangle$, together with the her half of the pair $|EPR\rangle$. She makes the following measurements:

$$\sigma_x \otimes \sigma_x \quad \text{and} \quad \sigma_z \otimes \sigma_z$$

where, in each case, the first operator acts on $|\psi\rangle$ and the second on her half of $|EPR\rangle$.

As we saw in the previous section, these are commuting operators, each with eigenvalues ± 1 . This means that there are four different outcomes to Alice's experiment and the state will be projected onto the eigenstates $|\phi^\pm\rangle$ or $|\chi^\pm\rangle$ defined in (5.13). The different possible outcomes of the measurement were given in (5.14).

Let's see what becomes of the full state after Alice's measurements. We write the unknown qubit $|\psi\rangle$ as

$$|\psi\rangle = \alpha|\uparrow\rangle + \beta|\downarrow\rangle \tag{5.16}$$

with $|\alpha|^2 + |\beta|^2 = 1$. Then the full state of three qubits – two owned by Alice and one by Bob – is

$$\begin{aligned} |\psi\rangle \otimes |EPR\rangle &= \frac{1}{\sqrt{2}} \left(\alpha|\uparrow\rangle|\uparrow\rangle|\downarrow\rangle - \alpha|\uparrow\rangle|\downarrow\rangle|\uparrow\rangle + \beta|\downarrow\rangle|\uparrow\rangle|\downarrow\rangle - \beta|\downarrow\rangle|\downarrow\rangle|\uparrow\rangle \right) \\ &= \frac{1}{2} \left(\alpha(|\phi^+\rangle + |\phi^-\rangle)|\downarrow\rangle - \alpha(|\chi^+\rangle + |\chi^-\rangle)|\uparrow\rangle \right. \\ &\quad \left. + \beta(|\chi^+\rangle - |\chi^-\rangle)|\downarrow\rangle - \beta(|\phi^+\rangle - |\phi^-\rangle)|\uparrow\rangle \right) \\ &= \frac{1}{2} \left(|\phi^+\rangle(-\beta|\uparrow\rangle + \alpha|\downarrow\rangle) + |\phi^-\rangle(\beta|\uparrow\rangle + \alpha|\downarrow\rangle) \right. \\ &\quad \left. + |\chi^+\rangle(-\alpha|\uparrow\rangle + \beta|\downarrow\rangle) - |\chi^-\rangle(\alpha|\uparrow\rangle + \beta|\downarrow\rangle) \right) \end{aligned}$$

When Alice makes her measurement, the wavefunction collapses onto one of the four eigenstates $|\phi^\pm\rangle$ or $|\chi^\pm\rangle$. But we see that Bob's state — the final one in the wavefunction above — has taken the form of a linear superposition of $|\uparrow\rangle$ and $|\downarrow\rangle$, with the same coefficients α and β that characterised the initial state $|\psi\rangle$ in (5.16). Now, in most of these cases, Bob's state isn't exactly the same as $|\psi\rangle$, but that's easily fixed if Bob acts with a unitary operator. All Alice has to do is tell Bob which of the four states she

measured and this will be sufficient for Bob to know how he has to act. Let's look at each in turn.

- If Alice measures $|\phi^+\rangle$ then Bob should operate on his qubit with σ_y to get

$$\sigma_y(-\beta|\uparrow\rangle + \alpha|\downarrow\rangle) = i\beta|\downarrow\rangle + i\alpha|\uparrow\rangle = i|\psi\rangle$$

which, up to a known phase, is Alice's initial state.

- If Alice measures $|\phi^-\rangle$ then Bob should operate on his qubit with σ_x ,

$$\sigma_x(\beta|\uparrow\rangle + \alpha|\downarrow\rangle) = \beta|\downarrow\rangle + \alpha|\uparrow\rangle = |\psi\rangle$$

- If Alice measures $|\chi^+\rangle$ then Bob should operate on his qubit with σ_z ,

$$\sigma_x(\beta|\uparrow\rangle + \alpha|\downarrow\rangle) = \beta|\downarrow\rangle + \alpha|\uparrow\rangle = |\psi\rangle$$

- If Alice measures $|\phi^+\rangle$, Bob can put his feet up and do nothing. He already has $-\psi$ sitting in front of him.

We see that if Alice sends Bob two bits of information — enough to specify which of the four states she measured — then Bob can ensure that he gets state $|\psi\rangle$. Note that this transfer occurred with neither Alice nor Bob knowing what the state $|\psi\rangle$ actually is. But Bob can be sure that he has it.

5.2.4 Quantum Key Distribution

If you want to share a secret, it's best to have a code. Here is an example of an unbreakable code. Alice and Bob want to send a message consisting of n classical bits, a string of 0's and 1's. To do so securely, they must share, in advance, a *private key*. This is a string of classical bits that is the same length as the message. Alice simply adds the key to the message bitwise ($0 + 0 = 1 + 1 = 0$ and $0 + 1 = 1 + 0 = 1$) before sending it to Bob who, upon receiving it, subtracts the key to reveal the message. Any third party eavesdropper – traditionally called Eve – who intercepts the transmission is none the wiser.

The weakness of this approach is that, to be totally secure, Alice and Bob, should use a different key for each message that they want to send. If they fail to do this then Eve can use some knowledge about the underlying message (e.g. it's actually written in German and contains information about U-boat movements in the Atlantic) to detect correlations in the transmissions and, ultimately, crack the code. This means that Alice and Bob must have a large supply of private keys and be sure that Eve does not have access to them. This is where quantum mechanics can be useful.

BB84

BB84 is a quantum protocol for generating a secure private key. It's named after its inventors, Bennett and Brassard, who suggested this approach in 1984.

The idea is remarkably simple. Alice takes a series of qubits. For each, she chooses to measure the spin either in the z -direction, or in the x -direction. This leaves her with a qubit in one of four possible states: $|\uparrow\rangle$, $|\downarrow\rangle$, $|\rightarrow\rangle$ or $|\leftarrow\rangle$. Alice then sends this qubit to Bob. He has no idea which measurement Alice made, so he makes a random decision to measure the spin in either the z -direction or the x -direction. About half the time he will make the same measurement as Alice, the other half he will make a different measurement.

Having performed these experiments, Alice and Bob then announce publicly which spin measurements they made. Whenever they measured the spin in different directions, they simply discard their results. Whenever they measured the spin in the same direction, the measurements must agree. This becomes their private key.

The whole purpose of generating a private key is that it must be private. For example, the keys for the enigma machine — as shown in the picture — were sent out monthly. If you were lucky enough to capture this book, you could break the codes for the next month. How can Alice and Bob be certain that their key hasn't been intercepted by Eve?

The image shows a rotor wheel from an Enigma machine, titled "Armees-Stabs-Maschinenschlüssel Nr. 28". The wheel is a grid of letters and numbers, used for encryption. The letters are arranged in a specific pattern, and the numbers are arranged in a different pattern. The wheel is part of a set of rotors used in the Enigma machine.

Figure 29:

This is where the laws of quantum physics come to the rescue. First, the no-cloning theorem ensures that Eve has no way of copying the qubit if she intercepts it. Nor does she have any way of determining its state. Even if she knows the game that Alice and Bob are playing, the best that she can do is to measure the spin in either the z -direction or the x -direction, before sending it on to Bob. Half the time, she will make the same measurement as Alice and leave the state unchanged. But the other half, she will change the state and so change the possible results that Bob finds in his measurements. To guard against this possibility, Alice and Bob can simply choose to publicly announce a subset of the results of their correlated measurements. If they don't perfectly agree, then they know that someone has tampered with the transmission.

The BB84 protocol doesn't make any use of quantum entanglement. There is, however, a minor variation where entanglement plays a role. In this scenario, Alice prepares a succession of entangled pairs in, say, the state

$$|\phi^+\rangle = \frac{1}{\sqrt{2}}(|\uparrow\rangle|\uparrow\rangle + |\downarrow\rangle|\downarrow\rangle)$$

She then sends the second spin to Bob. When the two of them both have their spins, they can follow the BB84 rules to generate the key. The slight advantage of this approach is that Alice doesn't have to record her measurements before sending them to Bob. This protects her from the possibility that someone breaks into her lab and takes sneaky photographs of her measurement results. Of course, one might wonder if the extra resources involved in generating coherent entangled states might not be put to better use in, for example, buying a decent safe.

The moral behind quantum key distribution is clear: quantum information is more secure than classical information because no one, whether friend or enemy, can be sure what quantum state they've been given.

5.3 Density Matrices

In Section 5.1, we made a big deal out of the fact that quantum correlations cannot be captured by classical probability distributions. In the classical world, uncertainty is due to ignorance: the more you know, the better your predictions. In the quantum world, the uncertainty is inherent and can't be eliminated by gaining more knowledge.

There are situations in the quantum world where we have to deal with both kinds of uncertainties. There are at least two contexts in which this arises. One possibility is ignorance: we simply don't know for sure what quantum state our system lies in. Another possibility is that we have many quantum states — an ensemble — and they don't all lie in the same state, but rather in a mixture of different states. In either context, we use the same mathematical formalism.

Suppose that we don't know which of the normalised states $|\psi_i\rangle$ describes our system. These states need not be orthogonal — just different. To parameterise our ignorance, we assign classical probabilities p_i to each of these states. The expectation value of any operator A is given by

$$\langle A \rangle = \sum_i p_i \langle \psi_i | A | \psi_i \rangle \tag{5.17}$$

This expression includes both classical uncertainty (in the p_i) and quantum uncertainty (in the $\langle \psi_i | A | \psi_i \rangle$).

Such a state is described by an operator known as the *density matrix*.

$$\rho = \sum_i p_i |\psi_i\rangle\langle\psi_i| \quad (5.18)$$

Clearly, this is a sum of projections onto the spaces spanned by $|\psi_i\rangle$, weighted with the probabilities p_i . The expectation value (5.17) of any operator can now be written simply as

$$\langle A \rangle = \text{Tr}(\rho A)$$

where the trace is over all states in the Hilbert space.

Pure States vs Mixed States

Previously, we thought that the state of a quantum system is described by a normalised vector in the Hilbert space. The density matrix is a generalisation of this idea to incorporate classical probabilities. If we're back in the previous situation, where we know for sure that the system is described by a specific state $|\psi\rangle$, then the density matrix is simply the projection operator

$$\rho = |\psi\rangle\langle\psi|$$

In this case, we say that we have a *pure state*. If the density matrix cannot be written in this form then we say that we have a *mixed state*. Note that a pure state has the property that

$$\rho^2 = \rho$$

Regardless of whether a state is pure or mixed, the density matrix encodes all our information about the state and allows us to compute the expected outcome of any measurement. Note that the density matrix does not contain information about the phases of the states $|\psi_i\rangle$ since these have no bearing on any physical measurement.

Properties of the Density Matrix

The density matrix (5.18) has the following properties

- It is self-adjoint: $\rho = \rho^\dagger$
- It has unit trace: $\text{Tr}\rho = 1$. This property is equivalent to the normalisation of a probability distribution, so that $\sum_i p_i = 1$.

- It is positive: $\langle \phi | \rho | \phi \rangle \geq 0$ for all $|\phi\rangle \in \mathcal{H}$. This property, which strictly speaking should be called “non-negative”, is equivalent to the requirement that $p_i \geq 0$. As shorthand, we sometimes write the positivity requirement simply as $\rho \geq 0$.

Furthermore, any operator ρ which satisfies these three properties can be viewed as a density matrix for a quantum system. To see this, we can look at the eigenvectors of ρ , given by

$$\rho |\phi_n\rangle = p_n |\phi_n\rangle$$

where, here, p_n is simply the corresponding eigenvalue. Because $\rho = \rho^\dagger$, we know that $p_n \in \mathbf{R}$. The second two properties above then tell us that $\sum_n p_n = 1$ and $p_n \geq 0$. This is all we need to interpret p_n as a probability distribution. We can then write ρ as

$$\rho = \sum_n p_n |\phi_n\rangle \langle \phi_n| \quad (5.19)$$

This way of writing the density matrix is a special case of (5.18). It’s special because the $|\phi_n\rangle$ are eigenvectors of a Hermitian matrix and, hence, orthogonal. In contrast, the vector $|\psi_i\rangle$ in (5.18) are not necessarily orthonormal. However, although the expression (5.19) is special, there’s nothing special about ρ itself: any density matrix can be written in this form. We’ll come back to this idea below when we discuss specific examples.

An Example: Statistical Mechanics

There are many places in physics where it pays to think of probability distributions over ensembles of states. One prominent example is what happens for systems at finite temperature T . This is the subject of [Statistical Mechanics](#).

Recall that the Boltzmann distribution tells us that the probability p_n that we sit in an energy eigenstate $|n\rangle$ is given by

$$p_n = \frac{e^{-\beta E_n}}{Z} \quad \text{where } \beta = \frac{1}{k_B T} \quad \text{and } Z = \sum_n e^{-\beta E_n}$$

where k_B is the Boltzmann constant. It is straightforward to construct a density matrix corresponding to this ensemble. It is given by

$$\rho = \frac{e^{-\beta H}}{Z} \quad (5.20)$$

where H is the Hamiltonian. Similarly, the partition function is given by

$$Z = \text{Tr } e^{-\beta H}$$

It is then straightforward to reformulate much of statistical mechanics in this language. For example, the average energy of a system is $\langle E \rangle = \text{Tr}(\rho H)$.

In these lectures, we won't necessarily be interested in the kind of macroscopic systems that arise in statistical physics. Instead, we'll build some rather different intuition for the meaning of the density matrix.

Time Evolution

Recall that in the Schrödinger picture, any state evolves as

$$|\psi(t)\rangle = U(t)|\psi(0)\rangle \quad \text{with} \quad U(t) = e^{-iHt/\hbar}$$

From this we learn that the density matrix evolves as

$$\rho(t) = U(t)\rho(0)U^\dagger(t)$$

Differentiating with respect to t gives us a differential equation governing time evolution,

$$\frac{\partial \rho}{\partial t} = -\frac{i}{\hbar}[H, \rho] \quad (5.21)$$

This is the *Liouville equation*. Or, more accurately, it is the quantum version of the Liouville equation which we met in the [Classical Dynamics](#) lectures where it governs the evolution of probability distributions on phase space.

Note that any density operator which depends only on the Hamiltonian H is independent of time. The Boltzmann distribution (5.20) is the prime example.

5.3.1 The Bloch Sphere

As an example, let's return to our favourite two-state system. If we measure spin along the z -axis, then the two eigenstates are $|\uparrow\rangle$ and $|\downarrow\rangle$.

Suppose that we know for sure that we're in state $|\uparrow\rangle$. Then, obviously,

$$\rho = |\uparrow\rangle\langle\uparrow|$$

If however, there's probability $p = \frac{1}{2}$ that we're in state $|\uparrow\rangle$ and, correspondingly, probability $1 - p = \frac{1}{2}$ that we're in state $|\downarrow\rangle$, then

$$\rho = \frac{1}{2}|\uparrow\rangle\langle\uparrow| + \frac{1}{2}|\downarrow\rangle\langle\downarrow| = \frac{1}{2}\mathbf{1} \quad (5.22)$$

This is the state of maximum ignorance, something we will quantify below in Section 5.3.3. In particular, the average value for the spin along any axis always vanishes: $\langle\sigma\rangle = \text{Tr}(\rho\sigma) = 0$.

Let's now consider other spin states. Consider the spin measured along the x -axis. Suppose that there's probability $p = \frac{1}{2}$ that we're in state $|\rightarrow\rangle$ and probability $1 - p = \frac{1}{2}$ that we're in state $|\leftarrow\rangle$, then

$$\rho = \frac{1}{2} [|\rightarrow\rangle\langle\rightarrow| + |\leftarrow\rangle\langle\leftarrow|] = \frac{1}{2} \mathbf{1} \quad (5.23)$$

Once again, we find a state of maximum ignorance. This highlights an important fact: given a density matrix ρ , there is no unique way to decompose in the form (5.18).

As a final example, there is nothing to stop us taking an ensemble of non-orthogonal states. So we could be in state $|\uparrow\rangle$ with probability $p = \frac{1}{2}$ and in state $|\rightarrow\rangle$ with probability $p = \frac{1}{2}$. The resulting density matrix is

$$\begin{aligned} \rho &= \frac{1}{2} |\uparrow\rangle\langle\uparrow| + \frac{1}{2} |\rightarrow\rangle\langle\rightarrow| \\ &= \frac{1}{2} |\uparrow\rangle\langle\uparrow| + \frac{1}{4} (|\uparrow\rangle + |\downarrow\rangle)(\langle\uparrow| + \langle\downarrow|) \\ &= \frac{1}{4} \mathbf{1} + \frac{1}{2} |\uparrow\rangle\langle\uparrow| + \frac{1}{4} |\uparrow\rangle\langle\downarrow| + \frac{1}{4} |\downarrow\rangle\langle\uparrow| \end{aligned}$$

We haven't written this density matrix in the form (5.19), although it's not difficult to do so. Nonetheless, it's simple to check that it obeys the three conditions above. We find $\langle\sigma^1\rangle = \langle\sigma^3\rangle = 1/2$ and $\langle\sigma^2\rangle = 0$.

Let's now look at the most general density matrix for a two-state system. The most general Hermitian 2×2 matrix can be expanded in terms of $\mathbf{1}$ and the Pauli matrices σ^i . Since $\text{Tr}\mathbf{1} = 2$ and $\text{Tr}\sigma^i = 0$, the requirement that $\text{Tr}\rho = 1$ means that we can write

$$\rho = \frac{1}{2} (\mathbf{1} + \mathbf{a} \cdot \boldsymbol{\sigma}) \quad (5.24)$$

for some 3-vector \mathbf{a} . All that's left is to require that this matrix has positive eigenvalues. The sum of the two eigenvalues is given by $\text{Tr}\rho = 1$, so at least one of them must be positive. The product of the eigenvalues is given by $\det\rho$. It's simple to compute

$$\det\rho = \frac{1}{4} (1 - \mathbf{a} \cdot \mathbf{a})$$

The two eigenvalues are both non-negative if $\det\rho \geq 0$. We learn that (5.24) defines a density matrix for a two-state system if

$$|\mathbf{a}| \leq 1$$

This is the interior of a 3-sphere which should be called the *Bloch Ball*. Unfortunately the names are a little mixed-up and this interior is sometimes referred to as the *Bloch*

Sphere. The interior of the ball, with $|\mathbf{a}| < 1$, describes mixed states. The surface of the ball with $|\mathbf{a}| = 1$ — which should really be called the Bloch Sphere — describes pure states.

For both mixed and pure states, the direction \mathbf{a} is referred to as the *polarisation* of the spin. For $\mathbf{a} \neq 0$, there will be a preference for the measurements of spin in the direction $\mathbf{a} \cdot \boldsymbol{\sigma}$. In contrast, when $\mathbf{a} = 0$, the state is said to be unpolarised. We met two examples of this above.

The Ambiguity of Preparation

There are typically many different interpretations of a density matrix. We've seen an example above, where two different probability distributions over states (5.22) and (5.23) both give rise to the same density matrix. It's sometimes said that these density matrices are *prepared* differently, but describe the same state.

More generally, suppose that the system is described by density matrix ρ_1 with some probability λ and density matrix ρ_2 with some probability $(1 - \lambda)$. The expectation value of any operator is determined by the density matrix

$$\rho(\lambda) = \lambda\rho_1 + (1 - \lambda)\rho_2$$

Indeed, nearly all density operators can be expressed as the sum of other density operators in an infinite number of different ways.

There is an exception to this. If the density matrix ρ actually describes a pure state then it cannot be expressed as the sum of two other states.

5.3.2 Entanglement Revisited

The density matrix has a close connection to the ideas of entanglement that we met in earlier sections. Suppose that our Hilbert space decomposes into two subspaces,

$$\mathcal{H} = \mathcal{H}_A \otimes \mathcal{H}_B$$

This is sometimes referred to as a *bipartite decomposition* of the Hilbert space. It really means that \mathcal{H}_A and \mathcal{H}_B describe two different physical systems. In what follows, it will be useful to think of these systems as far separated, so that they don't interact with each other. Nonetheless, as we've seen in Section 5.1, quantum states can be entangled between these two systems, giving rise to correlations between measurements.

Let's consider things from Alice's perspective. She only has access to the system described by \mathcal{H}_A . This means that she gets to perform measurements associated to operators of the form

$$\mathcal{O} = A \otimes \mathbf{1}$$

If the state of the full system is described by the density matrix ρ_{AB} , then measurements Alice makes will have expectation value

$$\langle A \rangle = \text{Tr}_{\mathcal{H}_A} \text{Tr}_{\mathcal{H}_B} \left((A \otimes \mathbf{1}) \rho_{AB} \right) \equiv \text{Tr}_{\mathcal{H}_A} (A \rho_A)$$

where we've defined

$$\rho_A = \text{Tr}_{\mathcal{H}_B} \rho_{AB}$$

This is called the *reduced density matrix*. It is related to the full density matrix by taking the *partial trace* over the Hilbert space \mathcal{H}_B . We see that, from Alice's perspective, the part of the system that she has access to is described by the density matrix ρ_A .

Suppose that the full system ρ_{AB} lies in a pure state. This means that it takes the form

$$|\Psi\rangle = \sum_{i,j} \alpha_{ij} |\phi_i\rangle \otimes |\tilde{\phi}_j\rangle \quad (5.25)$$

where we've introduced a basis $|\phi_i\rangle$ for \mathcal{H}_A and $|\tilde{\phi}_j\rangle$ for \mathcal{H}_B . (These two Hilbert spaces need not have the same dimension.). Note that, in general, this is an example of an entangled state.

The density matrix for the full system is

$$\rho_{AB} = |\Psi\rangle\langle\Psi| = \sum_{i,j,k,l} \alpha_{ij} \alpha_{kl}^* |\phi_i\rangle \otimes |\tilde{\phi}_j\rangle \langle\phi_k| \otimes \langle\tilde{\phi}_l|$$

Taking the partial trace then gives the reduced density matrix

$$\rho_A = \sum_{ik} \beta_{ik} |\phi_i\rangle \langle\phi_k| \quad \text{with } \beta_{ik} = \sum_j \alpha_{ij} \alpha_{kj}^*$$

But this is the density matrix for a mixed state. This means that even if the full system is in a pure state, as far Alice is concerned it effectively lies in a mixed state. This illustrates how the probabilities p_i can arise from our lack of knowledge of other parts of the system. However, the presence of entanglement in the original state means that even ignorance about physics in far flung places forces us to deal with a mixed state.

In fact, this approach allows us define entanglement between two subsystems, something that we avoided doing in the previous sections. The state $|\Psi\rangle$ is said to be *entangled* only if the reduced density matrix $\rho_A = \text{Tr}_{\mathcal{H}_B} |\Psi\rangle\langle\Psi|$ describes a mixed state. Otherwise $|\Psi\rangle$ is said to be *separable*. We will quantify the amount of entanglement in a system in Section 5.3.3 using the concept of entropy.

EPR Pairs Revisited

Let's return to our favourite example of entanglement between two qubits. The EPR state is

$$|EPR\rangle = \frac{1}{\sqrt{2}}(|\uparrow\downarrow\rangle - |\downarrow\uparrow\rangle)$$

where, in an attempt to stop us going boggle-eyed in later equations, we're using notation such that $|\uparrow\rangle|\uparrow\rangle \equiv |\uparrow\uparrow\rangle$. The associated density matrix is

$$\rho_{EPR} = \frac{1}{2} \left(|\uparrow\downarrow\rangle\langle\uparrow\downarrow| + |\downarrow\uparrow\rangle\langle\downarrow\uparrow| - |\uparrow\downarrow\rangle\langle\downarrow\uparrow| - |\downarrow\uparrow\rangle\langle\uparrow\downarrow| \right) \quad (5.26)$$

We now take the trace over Bob's spin to get the reduced density matrix for Alice,

$$\rho_A = \text{Tr}_{\mathcal{H}_B} \rho_{EPR} = \frac{1}{2} \left(|\uparrow\rangle\langle\uparrow| + |\downarrow\rangle\langle\downarrow| \right) = \frac{1}{2} \mathbf{1} \quad (5.27)$$

Everything that Alice can measure on her own is captured in ρ_A , which is the state of maximum ignorance. We see that although the total density matrix knows about the correlations, there's no way that Alice can know about this on her own.

To illustrate this, suppose that Bob performs a measurement on his spin. This projects the EPR pair into state $|\uparrow\downarrow\rangle$ with probability $p = \frac{1}{2}$ and into state $|\downarrow\uparrow\rangle$ with probability $p = \frac{1}{2}$. Bob, of course, knows which of these states the system has collapsed to. However, if we don't know the outcome of this measurement then we should describe the system in terms of the mixed state

$$\rho_{\text{mixed}} = \frac{1}{2} |\uparrow\downarrow\rangle\langle\uparrow\downarrow| + \frac{1}{2} |\downarrow\uparrow\rangle\langle\downarrow\uparrow|$$

This differs from the EPR density matrix (5.26). However, if we take the trace over Bob's degrees of freedom then we find that Alice's reduced density matrix ρ_A is once again given by (5.27). This is the statement that nothing changes for Alice when Bob performs a measurement. We can also repeat this exercise when Bob performs a measurement in a different spin direction. Once again, we find that ρ_A is given by (5.27). All of this is telling us something that we already knew: we cannot use the non-local correlations inherent in quantum states to transmit information in a non-local fashion.

Schmidt Decomposition

Consider a pure state $|\Psi\rangle$ in $\mathcal{H} = \mathcal{H}_A \otimes \mathcal{H}_B$. Given a set of basis $|\phi_i\rangle$ and $|\tilde{\phi}_j\rangle$, we can always decompose the state in the form (5.25). Moreover, it turns out that there is a preferred choice of basis states. The resulting expression is known as the *Schmidt decomposition*.

First, let's define a canonical basis for \mathcal{H}_A . As we've seen above, we can take the partial trace over \mathcal{H}_B to derive the reduced density matrix ρ_A . We'll choose $|\phi_i\rangle$ to be the eigenvectors of ρ_A , as in (5.19). We can then write

$$\rho_A = \sum_i p_i |\phi_i\rangle\langle\phi_i| \quad (5.28)$$

Our next task is to construct a suitable basis for \mathcal{H}_B . We could, of course, choose the basis of ρ_B and, in fact, ultimately this is what we'll end up doing. But in order to illustrate a rather nice property of this decomposition, we'll get there in a slightly roundabout way. Given a decomposition of the form (5.25), we define the vectors

$$|\chi_i\rangle = \sum_j \alpha_{ij} |\tilde{\phi}_j\rangle \in \mathcal{H}_B$$

Note that nothing guarantees that the vectors $|\chi_i\rangle$ are normalised, and nothing guarantees that they are orthogonal. For now, their only purpose is to allow us to write the state (5.25) as

$$|\Psi\rangle = \sum_i |\phi_i\rangle \otimes |\chi_i\rangle$$

Now let's compute ρ_A from this state. We have

$$\rho_A = \sum_{i,j} \text{Tr}_{\mathcal{H}_B} |\phi_i\rangle \otimes |\chi_i\rangle\langle\phi_j| \otimes \langle\chi_j| = \sum_{i,j} \langle\chi_i|\chi_j\rangle |\phi_i\rangle\langle\phi_j|$$

But we know that this reduced density matrix takes the form (5.28). This means that the overlap of the $|\chi_i\rangle$ vectors must be

$$\langle\chi_i|\chi_j\rangle = p_i \delta_{ij}$$

We learn that these vectors aren't normalised but, perhaps surprisingly, they are orthogonal. It's then straightforward to define a basis of vectors by

$$|\tilde{\chi}_i\rangle = \frac{1}{\sqrt{p_i}} |\chi_i\rangle$$

Only those vectors with $p_i \neq 0$ actually appear so we don't have to worry about dividing by zero here. The upshot of this is that we can write any pure bipartite state in the canonical decomposition

$$|\Psi\rangle = \sum_i \sqrt{p_i} |\phi_i\rangle \otimes |\tilde{\chi}_i\rangle \quad (5.29)$$

This is the *Schmidt decomposition*. Note that there is a nice symmetry between the reduced density matrices ρ_A and ρ_B . They are, respectively,

$$\rho_A = \sum_i p_i |\phi_i\rangle\langle\phi_i| \quad , \quad \rho_B = \sum_i p_i |\tilde{\chi}_i\rangle\langle\tilde{\chi}_i|$$

We see that the basis $|\tilde{\chi}_i\rangle$ are the eigenvectors of ρ_B , even though this wasn't how we initially constructed them. Further, the probabilities p_i are eigenvalues of both ρ_A and ρ_B . In particular if, say, $\dim\mathcal{H}_B > \dim\mathcal{H}_A$ then there must be some states in \mathcal{H}_B that do not appear in the Schmidt decomposition (5.29).

If the probabilities p_i are distinct then the Schmidt decomposition is unique. In contrast, if ρ_A has degenerate eigenvalues then there is some ambiguity in the Schmidt decomposition, as we get to decide which of the degenerate eigenvectors in \mathcal{H}_A pairs with their counterpart in \mathcal{H}_B .

The *Schmidt rank* R is the number of non-zero eigenvalues p_i in the decomposition (5.29). If $R = 1$ then the state takes the form

$$|\Psi\rangle = |\phi\rangle \otimes |\tilde{\chi}\rangle$$

and is separable. If $R > 1$, the state is entangled.

Finally, let's go back to Alice and Bob. Each gets to act on their subsystem by transforming the state they have to any other. This means that, between them, they get to act with unitary operators on $\mathcal{H} = \mathcal{H}_A \otimes \mathcal{H}_B$ of the form

$$U = U_A \otimes U_B$$

However, the state $|\Psi\rangle$ and the state $U|\Psi\rangle$ have the same Schmidt rank. This is important. It tells us that we cannot change the amount of entanglement by local operators which act only on part of the Hilbert space. To create entanglement, we need to act with operators which rotate \mathcal{H}_A into \mathcal{H}_B . In other words, there has to be some interaction between the two parts of the system. Entanglement can only be created by bringing the two subsystems together.

Purification

There is a simple corollary to our discussion above. For any density matrix ρ describing a state in a Hilbert space \mathcal{H}_A , one can always find a pure state $|\Psi\rangle$ in a larger Hilbert space $\mathcal{H} = \mathcal{H}_A \otimes \mathcal{H}_B$ such that $\rho = \text{Tr}_{\mathcal{H}_B} |\Psi\rangle\langle\Psi|$. This process is referred to as *purification* of the state.

Everything that we need to show this is in our derivation above. We write the density matrix in the orthonormal basis (5.28). We then introduce the enlarged Hilbert space \mathcal{H} whose dimension is that same as the number of non-zero p_i in (5.28). The Schmidt decomposition (5.29) then provides an example of a purification of ρ .

5.3.3 Entropy

Given a classical probability distribution $\{p_i\}$, the *entropy* is defined by

$$S = - \sum_i p_i \log p_i \quad (5.30)$$

where \log is the natural logarithm. In information theory, this is called the *Shannon entropy*. In physics, this quantity is usually multiplied by the Boltzmann constant k_B and is called the *Gibbs entropy*. It plays an important role in the lectures on [Statistical Physics](#).

The entropy is a measure of the uncertainty encoded in the probability distribution. For example, if there's no uncertainty because, say $p_1 = 1$ while all other $p_i = 0$, then we have $S = 0$. In contrast, if there are N possibilities the entropy is maximised when we have no idea which is most likely, meaning that $p_i = 1/N$ for each. In this case $S = \log N$.

For a quantum state described by a density matrix ρ , we define the entropy to be

$$S(\rho) = -\text{Tr} \rho \log \rho \quad (5.31)$$

This is the *von Neumann entropy* (because entropy really needs more names attached to it). If we're dealing with a reduced density matrix, that came from taking a partial trace of a pure state of a larger system, then S is referred to as the *entanglement entropy*. In all cases, we're simply going to call it the entropy.

When the density matrix is expanded in an orthonormal basis,

$$\rho = \sum_i p_i |\phi_i\rangle\langle\phi_i|$$

then the definition (5.31) coincides with the earlier definition (5.30).

A pure state has $p_i = 1$ for some $|\phi_i\rangle$, and so has vanishing entropy. But $S \neq 0$ for any mixed state.

The entropy has a number of properties, some of which are easier to prove than others. First the properties that are straightforward to show:

- Positivity: $S(\rho) \geq 0$.
- Minimum: $S(\rho) = 0$ if and only if ρ is a pure state.
- Maximum: If the probabilities are non-vanishing on an N dimensional Hilbert space \mathcal{H}_N , then the entropy takes its maximum value $S = \log N$ when $\rho = \frac{1}{N}\mathbf{1}$ on \mathcal{H}_N .
- Concavity: If $\sum \lambda_i = 1$, then

$$S\left(\sum_i \lambda_i \rho_i\right) \geq \sum_i \lambda_i S(\rho_i)$$

This tells us that if we are more ignorant about the make-up of our state, then the entropy increases.

The entropy obeys a number of further properties. Two which are particularly important are:

- Subadditivity: If $\mathcal{H} = \mathcal{H}_A \otimes \mathcal{H}_B$ then

$$S(\rho_{AB}) \leq S(\rho_A) + S(\rho_B) \tag{5.32}$$

with equality only if the two systems are uncorrelated, so that $\rho_{AB} = \rho_A \otimes \rho_B$. Subadditivity tells us that the entropy of the whole is less than the sum of its parts. This result is fairly straightforward to prove, although we won't do so here.

- Strong Subadditivity: If $\mathcal{H} = \mathcal{H}_A \otimes \mathcal{H}_B \otimes \mathcal{H}_C$ then

$$S(\rho_{ABC}) + S(\rho_B) \leq S(\rho_{AB}) + S(\rho_{BC})$$

This result is famously tricky to prove. It's perhaps best thought of by thinking of AB and BC as two systems which overlap on B . Then strong subadditivity says that the total entropy of the two parts is not less than the total entropy together with the entropy of their overlap.

5.4 Measurement

The act of measurement is one of the more mysterious aspects of quantum mechanics. It is here that we appear to abandon unitary evolution in favour of the abrupt collapse of the wavefunction, and it is here that we must embrace the indeterministic nature of the quantum world. In this section, we'll take a closer look at what we mean by measurement.

5.4.1 Projective Measurements

We start by recalling what we learned in previous courses. An *observable* in quantum mechanics is a Hermitian operator \mathcal{O} . We can decompose this in a *spectral representation*, meaning we write

$$\mathcal{O} = \sum_m \lambda_m P_m \quad (5.33)$$

where λ_m are the eigenvalues of \mathcal{O} and P_m are the projectors onto the corresponding eigenspaces. The projection operators obey $P_m = P_m^\dagger$. The eigenspaces are necessarily orthogonal, meaning

$$P_m P_n = P_m \delta_{mn} \quad (5.34)$$

Moreover, the eigenvectors span the entire Hilbert space, so we also have

$$\sum_m P_m = \mathbf{1} \quad (5.35)$$

Given a state $|\psi\rangle$, the result of a measurement in quantum mechanics is dictated by two further axioms. The first says that a measurement of the operator \mathcal{O} returns the result λ_m with probability

$$p(m) = \langle \psi | P_m | \psi \rangle \quad (5.36)$$

This is the *Born rule*.

The second axiom states that, after the measurement, the system no longer sits in the state $|\psi\rangle$. Instead, the act of measurement has disturbed the state, leaving it in the new state

$$|\psi\rangle \mapsto \frac{P_m |\psi\rangle}{\sqrt{p(m)}} \quad (5.37)$$

where the $\sqrt{p(m)}$ in the denominator is there to ensure that the resulting state is correctly normalised. The non-unitary evolution captured by (5.37) is the infamous *collapse of the wavefunction*.

There are a couple of simple generalisations of the above formalism. First, suppose that we start with a mixed state, described by a density matrix ρ . Then the Born rule (5.36) and collapse (5.37) are replaced by

$$p(m) = \text{Tr}(\rho P_m) \quad \text{and} \quad \rho \mapsto \frac{P_m \rho P_m}{p(m)} \quad (5.38)$$

Note, in particular, that the resulting density matrix still has unit trace, as it must to describe a state.

As an alternative scenario, suppose that we don't know the outcome of the measurement. In this case, the collapse of the wavefunction turns an initial state $|\psi\rangle$ into a mixed state, described by the density matrix

$$|\psi\rangle \mapsto \sum_m p(m) \frac{P_m |\psi\rangle \langle \psi| P_m}{p(m)} = \sum_m P_m |\psi\rangle \langle \psi| P_m \quad (5.39)$$

If we don't gain any knowledge after our quantum system interacts with the measuring apparatus, this is the correct description of the resulting state.

We can rephrase this discussion without making reference to the original operator \mathcal{O} . We say that a *measurement* consists of presenting a quantum state with a complete set of orthogonal projectors $\{P_m\}$. These obey (5.34) and (5.35). We ask the system “Which of these are you described by?” and the system responds by picking one. This is referred to as a *projective measurement*.

In this way of stating things, the projection operators take centre stage. The answer to a projective measurement is sufficient to tell us the value of any physical observable \mathcal{O} whose spectral decomposition (5.33) is in terms of the projection operators $\{P_m\}$ which we measured. In this way, the answer to a projective measurement can only furnish us with information about commuting observables, since these have spectral representations in terms of the same set of projection operators.

Gleason's Theorem

Where does the Born rule come from? Usually in quantum mechanics, it is simply proffered as a postulate, one that agrees with experiment. Nonetheless, it is the rule that underlies the non-deterministic nature of quantum mechanics and given this is such a departure from classical mechanics, it seems worth exploring in more detail.

There have been many attempts to derive the Born rule from something simpler, none of them very convincing. But there is a mathematical theorem which gives some comfort. This is *Gleason's theorem*, which we state here without proof. The theorem says that for any Hilbert space \mathcal{H} of dimension $\dim\mathcal{H} \geq 3$, the only consistent way of assigning probabilities $p(m)$ to all projection operators P_m acting on \mathcal{H} is through the map

$$p(m) = \text{Tr}(\rho P_m)$$

for some self-adjoint, positive operator ρ with unit trace. Gleason's theorem doesn't tell us why we're obliged to introduce probabilities associated to projection operators. But it does tell us that if we want to go down that path then the only possible way to proceed is to introduce a density matrix ρ and invoke the Born rule.

5.4.2 Generalised Measurements

There are circumstances where it is useful to go beyond the framework of projective measurements. Obviously, we're not going to violate any tenets of quantum mechanics, and we won't be able to determine the values of observables that don't commute. Nonetheless, focussing only on projection operators can be too restrictive.

A *generalised measurement* consists of presenting a quantum state with a complete set of Hermitian, positive operators $\{E_m\}$ and asking: "Which of these are you described by?". As before, the system will respond by picking one.

We will require that the operators E_m satisfy the following three properties:

- Hermitian: $E_m = E_m^\dagger$
- Complete: $\sum_m E_m = \mathbf{1}$
- Positive: $\langle\psi|E_m|\psi\rangle \geq 0$ for all states $|\psi\rangle$.

These are all true for projection operators $\{P_m\}$ and the projective measurements described above are a special case. But the requirements here are weaker. In particular, in contrast to projective measurements, the number of E_m in the set can be larger than the dimension of the Hilbert space. A set of operators $\{E_m\}$ obeying these three conditions is called a *positive operator-valued measure*, or *POVM* for short.

Given a quantum state $|\psi\rangle$, we will define the probability of finding the answer E_m to our generalised measurement to be

$$p(m) = \langle\psi|E_m|\psi\rangle$$

Alternatively, if we are given a density matrix ρ , the probability of finding the answer E_m is

$$p(m) = \text{Tr}(\rho E_m) \tag{5.40}$$

At the moment we will take the above rules as a definition, a generalisation of the usual Born rule. Note, however, that the completeness and positivity requirements above ensure that $p(m)$ define a good probability distribution. Shortly we will see how this follows from the more familiar projective measurements.

An Example: State Determination

Before we place generalised measurements in a more familiar setting, let's first see how they may be useful. Suppose that someone hands you a qubit and tells you that it's either $|\uparrow\rangle$ or it's $|\rightarrow\rangle = (|\uparrow\rangle + |\downarrow\rangle)/\sqrt{2}$. How can you find out which state you've been given?

The standard rules of quantum mechanics ensure that there's no way to distinguish two non-orthogonal states with absolute certainty. Nonetheless, we can see how well we can do. Let's start with projective measurements. We can consider the set

$$P_1 = |\uparrow\rangle\langle\uparrow| \quad , \quad P_2 = |\downarrow\rangle\langle\downarrow|$$

If the result of the measurement is P_1 then we can't say anything. If, however, the result of the measurement is P_2 then we must have been handed the state $|\rightarrow\rangle$ because the other state obeys $P_2|\uparrow\rangle = 0$ and so has vanishing probability of giving the answer P_2 . This means that if we're handed a succession of states $|\uparrow\rangle$ and $|\rightarrow\rangle$, each with equal probability, then we can use projective measurements to correctly identify which one we have 25% of the time.

Generalised measurements allow us to do better. Consider now the set of operators

$$E_1 = \lambda|\downarrow\rangle\langle\downarrow| \quad \text{and} \quad E_2 = \lambda|-\rangle\langle-| \quad \text{and} \quad E_3 = \mathbf{1} - E_1 - E_2 \tag{5.41}$$

with $\lambda \in (0, 1)$. Clearly these operators are Hermitian and complete. But for what values of λ are they positive?

The only operator of concern is E_3 . A quick calculation shows that $\langle \psi | E_3 | \psi \rangle > 0$ provided that $\lambda \leq 2/3$.

Now let's see how well this generalised measurement does in differentiating between the state $|\uparrow\rangle$ and the state $|+\rangle$. If we're given state $|0\rangle$, then this measurement returns E_2 with probability $p(E_2) = \lambda/2$, and E_3 the other times. Meanwhile, if we're given the state $|+\rangle$, this measurement returns E_1 with probability $p(E_1) = \lambda/2$ and E_3 the other times. This means that if the result of the measurement is E_1 , then we must have been handed the state $|+\rangle$, while if the result of the measurement is E_2 then we must have been handed the state $|\uparrow\rangle$. Finally, if the result is E_3 then we've got no way of knowing which state we were given. The upshot is that if we're handed a succession of states $|\uparrow\rangle$ and $|+\rangle$, each with equal probability, then we can use generalised measurements to correctly identify which one we have with probability $\lambda/2$. And for $1/2 < \lambda \leq 2/3$ this does better than the projective measurement above.

Generalised Measurements are Projective Measurements in Disguise

The generalised measurements are not quite as novel as they first appear. They can always be realised as projective measurements in disguise, where the disguise in question involves some hidden, larger Hilbert space.

Let's first consider our POVM (5.41). Suppose that when we were handed the states $|\uparrow\rangle$ and $|\rightarrow\rangle$, they were actually the first in a pair of qubits, whose full states were given by

$$|\Psi_1\rangle = |\uparrow\rangle \otimes |\uparrow\rangle \quad \text{and} \quad |\Psi_2\rangle = |\rightarrow\rangle \otimes |\downarrow\rangle \quad (5.42)$$

Now these states are orthogonal to each other and, therefore, distinguishable.

We will suppose that the density matrix in the full Hilbert space is separable, meaning $\rho = \rho_1 \otimes \rho_2$. Someone – say, Alice – who has access to both spins can perform projective measurements in the full four-dimensional Hilbert space, with the resulting probabilities

$$p(m) = \text{Tr}_{\mathcal{H}_1} \text{Tr}_{\mathcal{H}_2} (\rho P_m)$$

What about Bob, who has access only to the first spin? Written in terms of operators acting on the first qubit, we have

$$p(m) = \text{Tr}_{\mathcal{H}_1} (\rho_1 E_m) \quad \text{where} \quad E_m = \text{Tr}_{\mathcal{H}_2} (\rho_2 P_m) \quad (5.43)$$

Here the operators E_m form a POVM on \mathcal{H}_1 , the Hilbert space of the first qubit. Both positivity and completeness follow from the properties of the density matrix ρ_2 and the

projection operators P_m . For example, completeness comes from

$$\sum_m E_m = \text{Tr}_{\mathcal{H}_2}(\rho_2 \sum_m P_m) = \text{Tr}_{\mathcal{H}_2}(\mathbf{1}_2 \otimes \rho_2) = \mathbf{1}_2$$

We learn that the formalism of generalised measurements allows Bob to reproduce any information that pertains only to the first spin. This is sensible because the original density matrix $\rho = \rho_1 \otimes \rho_2$ was separable, which means that there will be no hidden correlations between the two spins that Alice has access to, but Bob does not.

There are different ways to arrive at the particular POVM (5.41). For example, we could consider the situation where we have maximal ignorance about the second spin, so $\rho_2 = \frac{1}{2}\mathbf{1}_2$. Then we can then consider the projectors

$$P_1 = |\Psi_1\rangle\langle\Psi_1| \quad , \quad P_2 = |\Psi_2\rangle\langle\Psi_2| \quad , \quad P_3 = \mathbf{1}_4 - P_1 - P_2$$

In this case, the POVM defined by (5.43) coincides with (5.41).

It should be clear that the construction leading to the POVM (5.43) holds more generally than our two-state system. A projective measurement in any Hilbert space $\mathcal{H}_1 \otimes \mathcal{H}_2$ reduces to a POVM when taken on separable density matrices. In fact the converse is also true: any POVM can be realised by projection operators acting on a larger Hilbert space. This follows from a fairly simple result in linear algebra known as *Naimark's dilatation theorem* (sometimes transliterated from the Russian as *Neumark's theorem*.)

5.4.3 The Fate of the State

The projective measurements that we met in Section 5.4.1 have two ingredients. The first is the probability that a given result occurs; the second is the fate of the state after the measurement

$$p(m) = \text{Tr}(\rho P_m) \quad \text{and} \quad \rho \mapsto \frac{P_m \rho P_m}{p(m)} \quad (5.44)$$

For our generalised measurements, we have explained how the probabilities are replaced by $p(m) = \text{Tr}(\rho E_m)$. But what happens to the state after the measurement?

We could try to take inspiration from thinking about generalised measurements in terms of projection operators in an enlarged Hilbert space. We know that

$$\rho = \rho_1 \otimes \rho_2 \mapsto \frac{P_m \rho P_m}{p(m)} \quad \Rightarrow \quad \rho_1 \mapsto \text{Tr}_{\mathcal{H}_2} \frac{P_m \rho P_m}{p(m)}$$

But there's no simple way of writing this in terms of the elements of the POVM $E_m = \text{Tr}_{\mathcal{H}_2}(\rho_2 P_m)$. And this is for good reason: the POVM does not include enough information to tell us the fate of the state.

Instead, we have to define a “square-root” of E_m . This is an operator M_m such that

$$M_m^\dagger M_m = E_m \tag{5.45}$$

The M_m need not be Hermitian. Furthermore, these operators are not uniquely determined by (5.45): any unitary transformation $M_m \rightarrow UM_m$ still obeys (5.45). The completeness of the POVM means that they obey

$$\sum_m M_m^\dagger M_m = \mathbf{1}$$

The choice of M_m is the extra information we need to specify the state after a generalised measurement. If we perform a generalised measurement and find the answer E_m , then the state becomes

$$\rho \mapsto \frac{M_m \rho M_m^\dagger}{p(m)} \tag{5.46}$$

This new density matrix is Hermitian and has unit trace, as it must.

A full generalised measurement – one in which both the probabilities and the end state are known – is specified by the set of operators $\{M_m\}$, such that $E_m = M_m^\dagger M_m$ form a POVM. The generalised measurement reduces to the projective measurement of Section 5.4.1 only when M_m are orthogonal projection operators.

Finally, note that if we make a measurement, but don’t know the result, then the resulting density matrix is not given by (5.46), but instead by

$$\rho \mapsto \sum_m M_m \rho M_m^\dagger \tag{5.47}$$

This generalises our result (5.39) for projective measurements.

Repeated Measurements

The special class of projective measurements enjoys some nice properties that are not shared by their generalised counterparts. Perhaps the most prominent is what happens upon repeated measurements.

For projective measurements, if we get a result P_m the first time round, then any subsequent measurement is guaranteed to give the same result. This result is familiar from our earlier courses on quantum mechanics: if you measure the spin of a particle to be up then, as long as the particle is left alone, its spin will continue to be up next time round.

This property doesn't hold for generalised measurements. Returning to our POVM (5.41), a measurement of E_1 in the first round does not preclude a measurement of E_2 or E_1 the next time round.

An Example: Detecting a Photon

The idea of generalised measurement is useful even when our POVM consists of projection operators. A standard example is the detection of a photon. Before the measurement takes place, either the photon exists $|1\rangle$ or it doesn't $|0\rangle$.

A projective measurement (5.44) would tell us that if we detect a photon, then it's there to detect again on our next measurement. But that's not what happens. Typically when we detect a photon, the photon doesn't live to tell the tale. Instead, it is destroyed in the process. This means that whether a photon is seen or not, the end result is always the same: no photon $|0\rangle$. In terms of our new generalised measurements, this can be simply described by the operators

$$M_1 = |0\rangle\langle 0| \quad \text{and} \quad M_2 = |0\rangle\langle 1|$$

which corresponds to the POVM

$$E_1 = M_1^\dagger M_1 = |0\rangle\langle 0| \quad \text{and} \quad E_2 = M_2^\dagger M_2 = |1\rangle\langle 1|$$

In this case, the POVM consists of projection operators. But the collapse of the wavefunction (5.46) differs from the usual projective measurement. Regardless of the outcome of the initial experiment, if you now try to repeat it the photon will not be there.

5.5 Open Systems

In this section we will again consider situations where the full Hilbert space decomposes into two parts: $\mathcal{H} = \mathcal{H}_S \otimes \mathcal{H}_E$. However, we will no longer think of these subspaces as the far-separated homes of Alice and Bob. Instead, \mathcal{H}_S will denote the system that we want to study, and \mathcal{H}_E will denote the surrounding environment.

Here the *environment* is typically a vast Hilbert space which we have no way of understanding completely. In this sense, it plays a similar role to the thermal baths that we introduce in statistical physics. When performing an experiment on a quantum system, much of the challenge is trying to shield it from the environment. However, in many cases this is not possible and there will be coupling between \mathcal{H}_S and \mathcal{H}_E . We then say that \mathcal{H}_S is an *open system*. The purpose of this section is to understand how such open quantum systems behave.

5.5.1 Quantum Maps

We will assume that the combined system+environment is described by a pure state $|\Psi\rangle$. We've seen in Section 5.3.2 that, after tracing over \mathcal{H}_E , the system we care about is typically described by a reduced density matrix

$$\rho = \text{Tr}_{\mathcal{H}_E} |\Psi\rangle\langle\Psi|$$

We would like to understand how this density matrix evolves.

The state $|\Psi\rangle$ evolves by a unitary operator $U(t)$ acting on the full Hilbert space \mathcal{H} . The story that we are about to tell only works if, at time $t = 0$, the two systems lie in a separable state,

$$|\Psi_0\rangle = |\psi\rangle \otimes |\chi\rangle \quad (5.48)$$

This means that the original density matrix $\rho_0 = |\psi\rangle\langle\psi|$ describes a pure state on \mathcal{H}_S . We now look at how this density matrix evolves. We have

$$\rho(t) = \text{Tr}_{\mathcal{H}_E} U(t)|\Psi_0\rangle\langle\Psi_0|U^\dagger(t) = \sum_m \langle m|U(t)|\Psi_0\rangle\langle\Psi_0|U^\dagger(t)|m\rangle$$

with $|m\rangle$ a complete basis for \mathcal{H}_E . This encourages us to define a set of operators on \mathcal{H}_S , given by

$$M_m(t) = \langle m|U(t)|\chi\rangle = \text{Tr}_{\mathcal{H}_E} \left(U(t)|\chi\rangle\langle m| \right) \quad (5.49)$$

The unitarity of $U(t)$ translates into a completeness condition on the operators $M_m(t)$,

$$\sum_m M_m^\dagger(t)M_m(t) = \sum_m \langle\chi|U^\dagger(t)|m\rangle\langle m|U(t)|\chi\rangle = \mathbf{1}$$

We see that the original density matrix on \mathcal{H}_S evolves as

$$\rho(t) = \sum_m M_m(t) \rho_0 M_m^\dagger(t) \quad (5.50)$$

In general, this will describe the evolution from a pure state to a mixed state. This evolution is not, in general, reversible.

A quick comment: this evolution takes the same general form as the measurement process (5.47), at least if we don't gain any knowledge about the result of the measurement. This is not coincidence. A measuring apparatus is a macroscopic system that becomes entangled with the quantum state. In this sense, it plays a similar role to the environment in the discussion above.

In contrast, if we read off the result of a measurement, then the resulting state is described by (5.46); this does not take the form (5.50).

Kraus Representation Theorem

Above, we have derived the evolution (5.50) in a rather simple example. However, it turns out that this form has more general applicability. Consider a density operator ρ on \mathcal{H}_S which evolves by the map

$$\rho \mapsto \mathcal{L}[\rho]$$

Such a map is sometimes called a *superoperator* (because it maps operators to operators, rather than states to states). We will require some special properties of our map, most of which are inherited from the properties of the density matrices listed in Section 5.3

- Linearity: $\mathcal{L}[a\rho_1 + b\rho_2] = a\mathcal{L}[\rho_1] + b\mathcal{L}[\rho_2]$.
- Hermiticity Preserving: $\rho = \rho^\dagger \Rightarrow \mathcal{L}[\rho] = \mathcal{L}[\rho]^\dagger$.
- Trace Preserving: $\text{Tr } \mathcal{L}[\rho] = \text{Tr } \rho$.
- Complete Positivity. This one requires some explanation. It is natural to insist that the map is positive, so that $\mathcal{L}[\rho] \geq 0$ whenever $\rho \geq 0$. However, this is not sufficient. Instead, we require the stronger statement that the map $\mathcal{L} \otimes \mathbf{1}_E$ is positive on any extension of the Hilbert space \mathcal{H}_S to $\mathcal{H}_S \otimes \mathcal{H}_E$. This is the statement of complete positivity. It ensures that the map $\mathcal{L} \otimes \mathbf{1}_E$ will take a valid density matrix on the composite system to another density matrix.

A superoperator obeying these conditions is called a *trace preserving, completely positive (TPCP) map*, with the first two conditions taken for granted. In the quantum information community, this map is referred to as a *quantum channel*.

The *Kraus representation theorem* (which we do not prove here) states that any quantum map, obeying the four conditions above, can be written as

$$\mathcal{L}[\rho] = \sum_m M_m \rho M_m^\dagger \quad \text{with} \quad \sum_m M_m^\dagger M_m = \mathbf{1} \quad (5.51)$$

In this framework, the M_m are called *Kraus operators*. They are not unique. The number of Kraus operators in the quantum map does not exceed $\dim(\mathcal{H}_S)^2$.

You might wonder why the collapse of the wavefunction (5.46) fails to take the Kraus form (5.51). It is because the map is not linear: the probability $p(m)$ which normalises the resulting density matrix itself depends on ρ through (5.40).

5.5.2 Decoherence

In this section, we explore some simple examples of quantum maps. We'll use these toy models to highlight some important and general features that emerge when quantum systems interact with an environment.

Phase-Damping

We will take the quantum system \mathcal{H}_S to be our trusty qubit. Meanwhile, we will model the environment \mathcal{H}_E by a three-state system, spanned by $|0\rangle$, $|1\rangle$ and $|2\rangle$. Consider the following unitary evolution

$$\begin{aligned} U|\uparrow\rangle \otimes |0\rangle &= |\uparrow\rangle \otimes (\sqrt{1-p}|0\rangle + \sqrt{p}|1\rangle) \\ U|\downarrow\rangle \otimes |0\rangle &= |\downarrow\rangle \otimes (\sqrt{1-p}|0\rangle + \sqrt{p}|2\rangle) \end{aligned} \quad (5.52)$$

This means that our qubit interacts with the environment with probability p , changing the initial state $|0\rangle$ into either $|1\rangle$ or $|2\rangle$ depending on the state of the qubit. Note, however, that the state of the qubit is unchanged by this interaction. So this model describes a system in which the energies needed to change the qubit are substantially larger than those needed to change the environment.

If you want a specific picture in mind, you could think of the qubit as a simplified model for a heavy dust particle which, in this case, can only sit in one of two positions $|\uparrow\rangle$ or $|\downarrow\rangle$. The environment could be a background bath of photons which scatter off this dust particle with probability p .

The Kraus operators for this quantum map are easily calculated. Using (5.49), they are given by

$$\begin{aligned} M_0 &= \langle 0|U|0\rangle = \sqrt{1-p} \mathbf{1} \\ M_1 &= \langle 1|U|0\rangle = \sqrt{p} |\uparrow\rangle\langle\uparrow| \\ M_2 &= \langle 2|U|0\rangle = \sqrt{p} |\downarrow\rangle\langle\downarrow| \end{aligned} \quad (5.53)$$

which can be checked to obey the required completeness condition $\sum_m M_m^\dagger M_m = \mathbf{1}$. The state of the qubit, described by a density matrix ρ , then evolves as

$$\begin{aligned} \rho \mapsto \mathcal{L}[\rho] &= \sum_m M_m^\dagger \rho M_m = (1-p)\rho + p|\uparrow\rangle\langle\uparrow|\rho|\uparrow\rangle\langle\uparrow| + p|\downarrow\rangle\langle\downarrow|\rho|\downarrow\rangle\langle\downarrow| \\ &= \left(1 - \frac{1}{2}p\right)\rho + \frac{1}{2}p\sigma^3\rho\sigma^3 \end{aligned}$$

We can see the essence of this quantum map if we write the density matrix in terms of components

$$\rho = \begin{pmatrix} \rho_{00} & \rho_{01} \\ \rho_{10} & \rho_{11} \end{pmatrix} \mapsto \begin{pmatrix} \rho_{00} & (1-p)\rho_{01} \\ (1-p)\rho_{10} & \rho_{11} \end{pmatrix}$$

We learn that the off-diagonal components are suppressed by the evolution. It is these off-diagonal elements which encode possible superpositions of $|\uparrow\rangle$ and $|\downarrow\rangle$. The interactions with the environment — or, more precisely, the resulting entanglement with the environment — means that these off-diagonal elements are reduced under time evolution. This process is known as *decoherence*; it is the evolution of a pure state into a mixed state through interactions with the environment.

We can get a better sense of this if we look at successive maps. This is a little subtle because it's not obvious when we can apply successive Kraus operators (5.53). We will discuss this in more detail in Section 5.5.3, but for now we simply look at what happens.

We define the probability of scattering per unit time to be Γ . Then, in time δt , we have $p = \Gamma\delta t \ll 1$. After a total time $t = N\delta t$, the off-diagonal terms in the density matrix are suppressed by

$$(1-p)^N = (1-\Gamma t/N)^N \approx e^{-\Gamma t} \quad (5.54)$$

Suppose that we initially prepare our qubit in a state

$$|\psi\rangle = \alpha|\uparrow\rangle + \beta|\downarrow\rangle \quad |\alpha|^2 + |\beta|^2 = 1$$

Then after time t , the density matrix becomes

$$\rho(t) = \begin{pmatrix} |\alpha|^2 & \alpha\beta^* e^{-\Gamma t} \\ \alpha^*\beta e^{-\Gamma t} & |\beta|^2 \end{pmatrix}$$

We see that these off-diagonal components decay exponentially quickly, with the system ultimately settling down into a mixed state. The choice of preferred basis $|\uparrow\rangle, |\downarrow\rangle$ can be traced to the form of the original interaction (5.52)

To flesh this out a little, let's return to our interpretation of this model in terms of a heavy dust particle which can sit in one of two positions, $|\uparrow\rangle = |x_+\rangle$ or $|\downarrow\rangle = |x_-\rangle$. We may, of course, choose to place this particle in a superposition

$$|\psi\rangle = \alpha|x_+\rangle + \beta|x_-\rangle$$

and hope to measure this superposition in some way. This, of course, is what happens in the double-slit experiment. However, decoherence makes this difficult. Indeed, if the particle takes time $t \gg \Gamma^{-1}$ to traverse the double slit experiment then all hint of the superposition will be washed out. Furthermore, Γ^{-1} is typically a very short timescale; it is the rate at which a single photon scatters off the particle. This can be much much shorter than the rate at which the classical properties of the particle – say its energy – are affected by the photons.

There is one final important lesson to take away from this model. It explains why the decoherence occurs in the position basis $|x_{\pm}\rangle$ rather than say, $(|x_+\rangle \pm |x_-\rangle)/\sqrt{2}$. This is because the interactions (5.52) are *local*.

The locality of interactions is one of the key features of all physical laws; indeed, it underlies the idea of quantum field theory. Combined with decoherence, this explains why we only see our favourite pets in the state $|\text{alive}\rangle$ or $|\text{dead}\rangle$. Interactions with the environment mean that it is overwhelmingly unlikely to observe Schrödinger’s cat in the state $|\Psi\rangle = (|\text{alive}\rangle \pm |\text{dead}\rangle)/\sqrt{2}$.

Amplitude Damping

Our second example will not give us further insight into decoherence, but instead provides a simple model for the decay of an excited atom. (A more detailed look at the dynamics underlying this can be found in Section 4.4.3.) Consider a two-state atomic system. If the atom is in the ground state $|\uparrow\rangle$ then nothing happens, but if atom is in the excited state $|\downarrow\rangle$ then it decays with probability p emitting a photon in the process, so that the environment changes from $|0\rangle$ to $|1\rangle$. This is captured by the unitary evolution

$$\begin{aligned} U|\uparrow\rangle \otimes |0\rangle &= |\uparrow\rangle \otimes |0\rangle \\ U|\downarrow\rangle \otimes |0\rangle &= \sqrt{1-p}|\downarrow\rangle \otimes |0\rangle + \sqrt{p}|\uparrow\rangle \otimes |1\rangle \end{aligned}$$

The resulting Kraus operators are

$$M_0 = \langle 0|U|0\rangle = |\uparrow\rangle\langle\uparrow| + \sqrt{1-p}|\downarrow\rangle\langle\downarrow| \quad , \quad M_1 = \langle 1|U|0\rangle = \sqrt{p}|\uparrow\rangle\langle\downarrow|$$

This time the quantum map is given by

$$\rho = \begin{pmatrix} \rho_{00} & \rho_{01} \\ \rho_{10} & \rho_{11} \end{pmatrix} \mapsto \begin{pmatrix} \rho_{00} + p\rho_{11} & \sqrt{1-p}\rho_{01} \\ \sqrt{1-p}\rho_{10} & (1-p)\rho_{11} \end{pmatrix}$$

If, as previously, we can think about performing this map successive times, with the probability for decay p related to the lifetime Γ^{-1} of the excited state through (5.54) then we find the time-dependent density matrix given by

$$\rho(t) = \begin{pmatrix} \rho_{00} + (1 - e^{-\Gamma t})\rho_{11} & e^{-\Gamma t/2}\rho_{01} \\ e^{-\Gamma t/2}\rho_{10} & e^{-\Gamma t}\rho_{11} \end{pmatrix}$$

Interestingly, as $t \rightarrow \infty$, the system ends up in the pure state $|\uparrow\rangle$, regardless of whatever superposition or mixed state it started in. On the one hand this is not surprising: it is simply the statement that if we wait long enough the atom will surely have decayed. Nonetheless, it does provide a simple example in which quantum maps can take a mixed state to a pure state.

5.5.3 The Lindblad Equation

Usually in physics, the most powerful way to describe the evolution of a system is through a differential equation. For a closed quantum system in a pure state, the relevant equation is the Schrödinger equation. For a closed quantum system in a mixed state, it is the Liouville equation (5.21)

$$\hbar \frac{\partial \rho}{\partial t} = -i[H, \rho]$$

where the density matrix ρ is an operator on \mathcal{H}_S . Here we would like to derive the analogous equation for an open quantum system, where \mathcal{H}_S is also coupled to an environment \mathcal{H}_E .

It is not at all clear that such an equation will exist. Knowledge of the density matrix ρ on \mathcal{H}_S at some time will not, in general, be sufficient to tell you how the density matrix will behave in the future. The problem is not just that the environment can affect our system — that, after all is what we're trying to model. The problem is more one of memory.

As time progresses, the system changes the environment. Our concern is that these changes accumulate, so that the environment starts to affect the system in different ways. In this sense, the environment can act as a memory, where the state of the system in the future depends not only on the present state, but on its entire history. These kind of situations are complicated.

We've already seen a hint of this in our earlier work. Recall that when we first looked at quantum maps, we assumed that the initial state (5.48) was separable, with no correlations between \mathcal{H}_S and \mathcal{H}_E . Had we included these correlations, we would not

have found such a simple, linear quantum map. Yet, such correlations inevitably build with time, meaning that we should be careful about performing successive quantum maps. This is a manifestation of the memory of the environment.

To make progress, we will restrict ourselves to situations where this memory does not last. We will consider the environment to be vast, similar to the heat reservoirs that we use in statistical mechanics. We assume that correlations between the system and the environment are lost over a certain time scale. We will denote this time scale by τ , and seek an equation which dictates the dynamics of ρ on timescales $t \gg \tau$.

Our starting point is the quantum map (5.50),

$$\rho(t + \delta t) = \sum_m M_m(\delta t) \rho(t) M_m^\dagger(\delta t) \quad (5.55)$$

We will take δt to be small, as if we were dealing with usual calculus of infinitesimals. But we should bear in mind that really we want $\delta t \gg \tau$. For this equation to hold, we must have one Kraus operator — say M_0 — to take the form $M_0 = \mathbf{1} + \mathcal{O}(\delta t)$. The remaining operators should be $M_m \sim \mathcal{O}(\sqrt{\delta t})$. We write

$$M_0 = \mathbf{1} + \frac{1}{\hbar}(K - iH)\delta t \quad , \quad M_m = \frac{1}{\sqrt{\hbar}}L_m \sqrt{\delta t} \quad m = 1, 2, \dots$$

where both H and K are chosen to be Hermitian matrices. These Kraus operators must obey the completeness relation (5.51),

$$\sum_{m=0} M_m^\dagger M_m = \mathbf{1} \quad \Rightarrow \quad 2K + \sum_{m=1} L_m^\dagger L_m = \mathcal{O}(\delta t^2)$$

We therefore write

$$K = -\frac{1}{2} \sum_{m=1} L_m^\dagger L_m$$

Plugging these expressions into the quantum map (5.55), and keeping only terms of order δt , we get our final result

$$\hbar \frac{\partial \rho}{\partial t} = -i[H, \rho] + \sum_{m=1} \left[L_m \rho L_m^\dagger - \frac{1}{2} L_m^\dagger L_m \rho - \frac{1}{2} \rho L_m^\dagger L_m \right]$$

This is the *Lindblad equation*. It should be thought of as a quantum version of the Fokker-Planck equation that is described in the lectures in [Kinetic Theory](#). We see that the evolution is governed not just by the Hamiltonian H , but also by further *Lindblad operators* L_m which capture the interaction with the environment. The presence of the final two terms ensures that $d(\text{Tr } \rho)/dt = 0$, as it should for a density matrix.

The Increase of Entropy

Something particularly nice happens when the Lindblad operators are Hermitian, so $L_m = L_m^\dagger$. In this case, the entropy increases. The von Neumann entropy is defined as (5.31)

$$S(\rho) = -\text{Tr } \rho \log \rho$$

Its change in time is given by

$$\frac{dS}{dt} = -\text{Tr} \left(\frac{\partial \rho}{\partial t} (1 + \log \rho) \right) = -\text{Tr} \left(\frac{\partial \rho}{\partial t} \log \rho \right)$$

Inserting the Lindblad equation, we see that the first term vanishes, courtesy of the fact that $[\rho, \log \rho] = 0$. We're left with

$$\hbar \frac{dS}{dt} = -\sum_m \text{Tr} [(L_m \rho L_m - L_m L_m \rho) \log \rho]$$

To proceed, we decompose the density matrix ρ in terms of its eigenvectors

$$\rho = \sum_i p_i |\phi_i\rangle \langle \phi_i|$$

and take the trace by summing over the complete basis $|\phi_i\rangle$. We have

$$\begin{aligned} \hbar \frac{dS}{dt} &= -\sum_m \sum_i \langle \phi_i | (L_m \rho L_m - L_m L_m \rho) | \phi_i \rangle \log p_i \\ &= -\sum_m \sum_{i,j} \langle \phi_i | L_m | \phi_j \rangle \langle \phi_j | L_m | \phi_i \rangle (p_j - p_i) \log p_i \\ &= -\frac{1}{2} \sum_m \sum_{i,j} |\langle \phi_i | L_m | \phi_j \rangle|^2 (p_j - p_i) (\log p_i - \log p_j) \end{aligned}$$

where, in going to the final line, we took advantage of the anti-symmetric properties of the middle line under the exchange of i and j . However, the expression $(x - y)(\log x - \log y)$ is positive for all values of x and y . (This same fact was needed in the proof of the H-theorem which is the classical analog of the result we're deriving here.) We learn that

$$\hbar \frac{dS}{dt} \geq 0$$

6. Scattering Theory

The basic idea behind *scattering theory* is simple: there's an object that you want to understand. So you throw something at it. By analysing how that something bounces off, you can glean information about the object itself.

A very familiar example of scattering theory is called “looking at things”. In this section we're going to explore what happens when you look at things by throwing a quantum particle at an object.

6.1 Scattering in One Dimension

We start by considering a quantum particle moving along a line. The maths here will be simple, but the physics is sufficiently interesting to exhibit many of the key ideas.

The object that we want to understand is some potential $V(x)$. Importantly, the potential is localised to some region of space which means that $V(x) \rightarrow 0$ as $x \rightarrow \pm\infty$. An example is shown to the right. We will need the potential to fall off suitably fast in what follows although, for now, we won't be careful about what this means. A quantum particle moving along the line is governed by the Schrödinger equation,

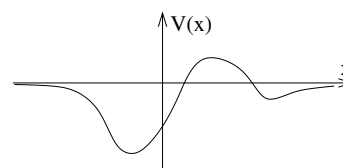


Figure 30:

$$-\frac{\hbar^2}{2m} \frac{d^2\psi}{dx^2} + V(x)\psi = E\psi \quad (6.1)$$

Solutions to this equation are energy eigenstates. They evolve in time as $\psi(x, t) = e^{-iEt/\hbar}\psi(x)$. For any potential, there are essentially two different kinds of states that we're interested in.

- *Bound States* are states that are localised in some region of space. The wavefunctions are normalisable and have profiles that drop off exponentially far from the potential

$$\psi(x) \sim e^{-\lambda|x|} \quad \text{as } |x| \rightarrow \infty$$

Because the potential vanishes in the asymptotic region, the Schrödinger equation (6.1) relates the asymptotic fall-off to the energy of the state,

$$E = -\frac{\hbar^2\lambda^2}{2m} \quad (6.2)$$

In particular, bound states have $E < 0$. Indeed, it is this property which ensures that the particle is trapped within the potential and cannot escape to infinity.

Bound states are rather special. In the absence of a potential, a solution which decays exponentially to the left will grow exponentially to the far right. But, for the state to be normalisable, the potential has to turn this behaviour around, so the wavefunction decreases at both $x \rightarrow -\infty$ and $x \rightarrow +\infty$. This will only happen for specific values of λ . Ultimately, this is why the spectrum of bound states is discrete, like in the hydrogen atom. It's where the name "quantum" comes from.

- *Scattering States* are not localised in space and, relatedly, the wavefunctions are not normalisable. Instead, asymptotically, far from the potential, scattering states take the form of plane waves. In one dimension, there are two possibilities

$$\begin{aligned} \text{Right moving: } \quad \psi &\sim e^{ikx} \\ \text{Left moving: } \quad \psi &\sim e^{-ikx} \end{aligned}$$

where $k > 0$. To see why these are left or right moving, we need to put the time dependence back in. The wavefunctions then take the form $e^{\pm ikx - iEt/\hbar}$. The peaks and troughs of the wave move to the right with the plus sign, and to the left with the minus sign. Solving the Schrödinger equation in the asymptotic region with $V = 0$ gives the energy

$$E = \frac{\hbar^2 k^2}{2m}$$

Scattering states have $E > 0$. Note that, in contrast, to bound states, nothing special has to happen to find scattering solutions. We expect to find solutions for any choice of k .

This simple classification of solutions already tells us something interesting. Suppose, for example, that the potential looks something like the one shown in the figure. You might think that we could find a localised solution that is trapped between the two peaks, with $E > 0$. But this can't happen because if the wavefunction is to be normalisable, it must have $E < 0$. The physical reason, of course, is quantum tunnelling which allows the would-be bound state to escape to infinity. We will learn more about this situation in Section 6.1.5.

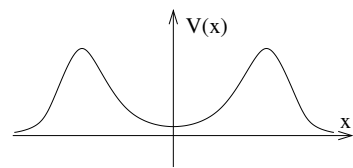


Figure 31:

6.1.1 Reflection and Transmission Amplitudes

Suppose that we stand a long way from the potential and throw particles in. What comes out? This is answered by solving the Schrödinger equation for the scattering

states. Because we have a second order differential equation, we expect that there are two independent solutions for each value of k . We can think of these solutions physically as what you get if you throw the particle in from the left or in from the right. Let's deal with each in turn.

Scattering from the Left

We throw the particle in from the left. When it hits the potential, one of two things can happen: it can bounce back, or it can pass straight through. Of course, this being quantum mechanics, it can quite happily do both at the same time. Mathematically, this means that we are looking for a solution which asymptotically takes the form

$$\psi_R(x) \sim \begin{cases} e^{ikx} + re^{-ikx} & x \rightarrow -\infty \\ te^{ikx} & x \rightarrow +\infty \end{cases} \quad (6.3)$$

We've labelled this state ψ_R because the ingoing wave is *right*-moving. This can be seen in the first term e^{ikx} which represents the particle we're throwing in from $x \rightarrow -\infty$. The second term re^{-ikx} represents the particle that is reflected back to $x \rightarrow -\infty$ after hitting the potential. The coefficient $r \in \mathbf{C}$ is called the *reflection amplitude*. Finally, the term te^{ikx} at $x \rightarrow +\infty$ represents the particle passing through the potential. The coefficient $t \in \mathbf{C}$ is called the *transmission amplitude*. (Note: in this formula t is a complex number that we have to determine; it is not time!) There is no term e^{-ikx} at $x \rightarrow +\infty$ because we're not throwing in any particles from that direction. Mathematically, we have chosen the solution in which this term vanishes.

Before we proceed, it's worth flagging up a conceptual point. Scattering is clearly a dynamical process: the particle goes in, and then comes out again. Yet there's no explicit time dependence in our ansatz (6.3); instead, we have a solution formed of plane waves, spread throughout all of space. It's best to think of these plane waves as describing a beam of particles, with the ansatz (6.3) giving us the steady-state solution in the presence of the potential.

The probability for reflection R and transmission T are given by the usual quantum mechanics rule:

$$R = |r|^2 \quad \text{and} \quad T = |t|^2$$

In general, both R and T will be functions of the wavenumber k . This is what we would like to calculate for a given potential and we will see an example shortly. But, before we do this, there are some observations that we can make using general statements about quantum mechanics.

Given a solution $\psi(x)$ to the Schrödinger equation, we can construct a conserved probability current

$$J(x) = -i \frac{\hbar}{2m} \left(\psi^* \frac{d\psi}{dx} - \psi \frac{d\psi^*}{dx} \right)$$

which obeys $dJ/dx = 0$. This means that $J(x)$ is constant. (Mathematically, this is the statement that the Wronskian is constant for the two solutions to the Schrödinger equation). For our scattering solution ψ_R , with asymptotic form (6.3), the probability current as $x \rightarrow -\infty$ is given by

$$\begin{aligned} J(x) &= \frac{\hbar k}{2m} \left[(e^{-ikx} + r^* e^{+ikx}) (e^{ikx} - r e^{-ikx}) + (e^{ikx} + r e^{-ikx}) (e^{-ikx} - r^* e^{+ikx}) \right] \\ &= \frac{\hbar k}{m} (1 - |r|^2) \quad \text{as } x \rightarrow -\infty \end{aligned}$$

Meanwhile, as $x \rightarrow +\infty$, we have

$$J(x) = \frac{\hbar k}{m} |t|^2 \quad \text{as } x \rightarrow +\infty$$

Equating the two gives

$$1 - |r|^2 = |t|^2 \quad \Rightarrow \quad R + T = 1 \quad (6.4)$$

This should make us happy as it means that probabilities do what probabilities are supposed to do. The particle can only get reflected or transmitted and the sum of the probabilities to do these things equals one.

Scattering from the Right

This time, we throw the particle in from the right. Once again, it can bounce back off the potential or pass straight through. Mathematically, we're now looking for solutions which take the asymptotic form

$$\psi_L(x) \sim \begin{cases} t' e^{-ikx} & x \rightarrow -\infty \\ e^{-ikx} + r' e^{+ikx} & x \rightarrow +\infty \end{cases} \quad (6.5)$$

where we've now labelled this state ψ_L because the ingoing wave, at $x \rightarrow +\infty$, is *left*-moving. We've called the reflection and transmission amplitudes r' and t' .

There is a simple relation between the two solutions ψ_R in (6.3) and ψ_L in (6.5). This follows because the potential $V(x)$ in (6.1) is a real function, so if ψ_R is a solution then so is ψ_R^* . And, by linearity, so is $\psi_R^* - r^*\psi_R$ which is given by

$$\psi_R^*(x) - r^*\psi_R(x) \sim \begin{cases} (1 - |r|^2)e^{-ikx} & x \rightarrow -\infty \\ t^*e^{-ikx} - r^*te^{ikx} & x \rightarrow +\infty \end{cases}$$

This takes the same functional form as (6.5) except we need to divide through by t^* to make the normalisations agree. (Recall that scattering states aren't normalised anyway so we're quite at liberty to do this.) Using $1 - |r|^2 = |t|^2$, this tells us that there is a solution of the form (6.5) with

$$t' = t \quad \text{and} \quad r' = -\frac{r^*t}{t^*} \quad (6.6)$$

Notice that the transition amplitudes are always the same, but the reflection amplitudes can differ by a phase. Nonetheless, this is enough to ensure that the reflection probabilities are the same whether we throw the particle from the left or right: $R = |r|^2 = |r'|^2$.

An Example: A Pothole in the Road

Let's compute r and t for a simple potential, given by

$$V(x) = \begin{cases} -V_0 & -a/2 < x < a/2 \\ 0 & \text{otherwise} \end{cases}$$

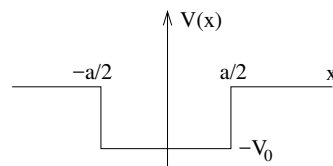


Figure 32:

with $V_0 > 0$. This looks like a pothole in the middle of an, otherwise, flat potential.

Outside the potential, we have the usual plane waves $\psi \sim e^{\pm ikx}$. In the middle of the potential, the solutions to the Schrödinger equation (6.1) take the form

$$\psi(x) = Ae^{iqx} + Be^{-iqx} \quad x \in [-a/2, a/2] \quad (6.7)$$

where

$$q^2 = \frac{2mV_0}{\hbar^2} + k^2$$

To compute the reflection and transmission amplitudes, r , r' and t , we need to patch the solution (6.7) with either (6.3) or (6.5) at the edges of the potential.

Let's start by scattering from the left, with the solution (6.3) outside the potential. Continuity of the wavefunction at $x = \pm a/2$ tells us that

$$e^{-ika/2} + re^{ika/2} = Ae^{-iqa/2} + Be^{iqa/2} \quad \text{and} \quad te^{ika/2} = Ae^{iqa/2} + Be^{-iqa/2}$$

Meanwhile, matching the derivatives of ψ at $x = \pm a/2$ gives

$$\frac{k}{q}(e^{-ika/2} - re^{ika/2}) = Ae^{-iqa/2} - Be^{iqa/2} \quad \text{and} \quad \frac{kt}{q}e^{ika/2} = Ae^{iqa/2} - Be^{-iqa/2}$$

These are four equations with four unknowns: A , B , r and t . One way to proceed is to add and subtract the two equations on the right, and then do the same for the two equations on the left. This allows us to eliminate A and B

$$A = t \left(1 + \frac{k}{q}\right) e^{i(k-q)a/2} = \left(1 + \frac{k}{q}\right) e^{-i(k-q)a/2} + r \left(1 - \frac{k}{q}\right) e^{i(k+q)a/2}$$

$$B = t \left(1 - \frac{k}{q}\right) e^{i(k+q)a/2} = \left(1 - \frac{k}{q}\right) e^{-i(k+q)a/2} + r \left(1 + \frac{k}{q}\right) e^{i(k-q)a/2}$$

We've still got some algebraic work ahead of us. It's grungy but straightforward. Solving these two remaining equations gives us the reflection and transmission coefficients that we want. They are

$$r = \frac{(k^2 - q^2) \sin(qa) e^{-ika}}{(q^2 + k^2) \sin(qa) + 2iqk \cos(qa)}$$

$$t = \frac{2iqk e^{-ika}}{(q^2 + k^2) \sin(qa) + 2iqk \cos(qa)} \quad (6.8)$$

Even for this simple potential, the amplitudes are far from trivial. Indeed, they contain a lot of information. Perhaps the simplest lesson we can extract comes from looking at the limit $k \rightarrow 0$, where $r \rightarrow -1$ and $t \rightarrow 0$. This means that if you throw the particle very softly ($k \rightarrow 0$), then it won't make it through the potential; it's guaranteed to bounce back.

Conversely, in the limit $k \rightarrow \infty$, we have $r = 0$. (Recall that $q^2 = k^2 + 2mV_0/\hbar^2$ so we also have $q \rightarrow \infty$ in this limit.) By conservation of probability, we must then have $|t| = 1$ and the particle is guaranteed to pass through. This is what you might expect; if you throw the particle hard enough, it barely notices that the potential is there.

There are also very specific values of the incoming momenta for which $r = 0$ and the particle is assured of passage through the potential. This occurs when $qa = n\pi$ with $n \in \mathbf{Z}$ for which $r = 0$. Notice that you have to fine tune the incoming momenta so that it depends on the details of the potential which, in this example, means V_0 and a .

We can repeat the calculation above for scattering from the right. In fact, for our pothole potential, the result is exactly the same and we have $r = r'$. This arises because $V(x) = V(-x)$ so it's no surprise that scattering from the left and right are the same. We'll revisit this in Section 6.1.3.

6.1.2 Introducing the S-Matrix

The *S-matrix* is a convenient way of packaging the information about reflection and transmission coefficients. It is useful both because it highlights new features of the problem, and because it generalises to scattering in higher dimensions.

We will start by writing the above solutions in slightly different notation. We have two ingoing asymptotic wavefunctions, one from the left and one from the right

$$\text{Ingoing} \left\{ \begin{array}{ll} \text{right-moving:} & \mathcal{I}_R(x) = e^{+ikx} \quad x \rightarrow -\infty \\ \text{left-moving:} & \mathcal{I}_L(x) = e^{-ikx} \quad x \rightarrow +\infty \end{array} \right. \quad \begin{array}{c} \xrightarrow{e^{ikx}} \bullet \\ \bullet \xleftarrow{e^{-ikx}} \end{array}$$

Similarly, there are two outgoing asymptotic wavefunctions,

$$\text{Outgoing} \left\{ \begin{array}{ll} \text{right-moving:} & \mathcal{O}_R(x) = e^{+ikx} \quad x \rightarrow +\infty \\ \text{left-moving:} & \mathcal{O}_L(x) = e^{-ikx} \quad x \rightarrow -\infty \end{array} \right. \quad \begin{array}{c} \bullet \xrightarrow{e^{ikx}} \\ \xleftarrow{e^{-ikx}} \bullet \end{array}$$

The two asymptotic solutions (6.3) and (6.5) can then be written as

$$\begin{pmatrix} \psi_R \\ \psi_L \end{pmatrix} = \begin{pmatrix} \mathcal{I}_R \\ \mathcal{I}_L \end{pmatrix} + \mathcal{S} \begin{pmatrix} \mathcal{O}_R \\ \mathcal{O}_L \end{pmatrix} \quad (6.9)$$

where

$$\mathcal{S} = \begin{pmatrix} t & r \\ r' & t' \end{pmatrix} \quad (6.10)$$

This is the *S-matrix*. As we've seen, for any given problem the entries of the matrix are rather complicated functions of k .

The S-matrix has many nice properties, some of which we will describe in these lectures. One of the simplest and most important is that \mathcal{S} is unitary. To see this note that

$$\mathcal{S}\mathcal{S}^\dagger = \begin{pmatrix} |t|^2 + |r|^2 & tr'^* + rt'^* \\ t^*r' + t'r^* & |t'|^2 + |r'|^2 \end{pmatrix}$$

Unitarity then follows from the conservation of probability. The off-diagonal elements vanish by virtue of the relations $t' = t$ and $r' = -r^*t/t^*$ that we found in (6.6). Meanwhile, the diagonal elements are equal to one by (6.4) and so $\mathcal{S}\mathcal{S}^\dagger = \mathbf{1}$. The equivalence between conservation of probability and unitarity of the S-matrix is important, and will generalise to higher dimensions. Indeed, in quantum mechanics the word “unitarity” is often used synonymously with “conservation of probability”.

One further property follows from the fact that the wavefunctions $\psi_R(x)$ and $\psi_L(x)$ do not change under complex conjugation if we simultaneously flip $k \rightarrow -k$. In other words $\psi(x; k) = \psi^*(x; -k)$. This means that the S-matrix obeys

$$\mathcal{S}^*(k) = \mathcal{S}(-k)$$

There are a number of other, more hidden properties of the S-matrix that we will uncover below.

6.1.3 A Parity Basis for Scattering

As we’ve seen above, for symmetric potentials, with $V(x) = V(-x)$, scattering from the left and right is the same. Let’s first make this statement more formal.

We introduce the *parity* operator P which acts on functions $f(x)$ as

$$P : f(x) \rightarrow f(-x)$$

For symmetric potentials, we have $[P, H] = 0$ which means that eigenstates of the Hamiltonian can be chosen so that they are also eigenstates of P . The parity operator is Hermitian, $P^\dagger = P$, so its eigenvalues λ are real. But we also have $P^2 f(x) = f(x)$, which means that the eigenvalues must obey $\lambda^2 = 1$. Clearly there are only two possibilities: $\lambda = +1$ and $\lambda = -1$. This means that eigenstates of the Hamiltonian can be chosen to be either even functions ($\lambda = +1$) or odd functions ($\lambda = -1$).

Above we worked with scattering eigenstates ψ_R and ψ_L . These are neither odd nor even. Instead, for a symmetric potential, they are related by $\psi_L(x) = \psi_R(-x)$. This is the reason that symmetric potentials have $r = r'$. If we want to work with the parity eigenstates, we take

$$\begin{aligned}\psi_+(x) &= \psi_R(x) + \psi_L(x) = \psi_R(x) + \psi_R(-x) \\ \psi_-(x) &= -\psi_R(x) + \psi_L(x) = -\psi_R(x) + \psi_R(-x)\end{aligned}$$

which obey $P\psi_{\pm}(x) = \pm\psi_{\pm}(x)$.

Often, working with parity eigenstates makes the algebra a little easier. This is particularly true if our problem has a parity-invariant potential, $V(x) = V(-x)$.

The Pothole Example Revisited

Let's see how the use of parity eigenstates can make our calculations simpler. We'll redo the scattering calculation in the pothole, but now we'll take the asymptotic states to be ψ_+ and ψ_- . Physically, you can think of this experiment as throwing in particles from both the left and right at the same time, with appropriate choices of signs.

We start with the even parity wavefunction ψ_+ . We want to patch this onto a solution in the middle, but this too must have even parity. This means that the solution in the pothole takes the form

$$\psi_+(x) = A(e^{iqx} + e^{-iqx}) \quad x \in [-a/2, a/2]$$

which now has only one unknown coefficient, A . As previously, $q^2 = k^2 + 2mV_0/\hbar^2$. We still need to make sure that both the wavefunction and its derivative are continuous at $x = \pm a/2$. But, because we're working with even functions, we only need to look at one of these points. At $x = a/2$ we get

$$\begin{aligned}e^{-ika/2} + (r+t)e^{ika/2} &= A(e^{iqa/2} + e^{-iqa/2}) \\ (-e^{-ika/2} + (r+t)e^{ika/2}) &= \frac{q}{k}A(e^{iqa/2} - e^{-iqa/2})\end{aligned}$$

Notice that only the combination $(r+t)$ appears. We have two equations with two unknowns. If we divide the two equations and rearrange, we get

$$r+t = -e^{-ika} \frac{q \tan(qa/2) - ik}{q \tan(qa/2) + ik} \quad (6.11)$$

which is all a lot easier than the messy manipulations we had to do when working with ψ_L and ψ_R . Of course, we've only got an expression for $(r+t)$. But we can play the

same game for the odd parity eigenstates to get a corresponding expression for $(r - t)$. Now, the solution in the pothole takes the form

$$\psi_-(x) = B(e^{iqx} - e^{-iqx}) \quad x \in [-a/2, a/2]$$

Requiring continuity of the wavefunction and its derivative at $x = a/2$ we get

$$\begin{aligned} e^{-ika/2} + (r - t)e^{ika/2} &= B(e^{iqa/2} - e^{-iqa/2}) \\ (-e^{-ika/2} + (r - t)e^{ika/2}) &= \frac{q}{k}B(e^{iqa/2} + e^{-iqa/2}) \end{aligned}$$

Once again, dividing we find

$$r - t = e^{-ika} \frac{q + ik \tan(qa/2)}{q - ik \tan(qa/2)} \quad (6.12)$$

It's not immediately obvious that the expressions (6.11) and (6.12) are the same as those for r and t that we derived previously. But a little bit of algebra should convince you that they agree.

[A helping hand: this little bit of algebra is extremely fiddly if you don't go about it in the right way! Here's a reasonably streamlined approach. First define the denominator of (6.8) as $D(k) = (q^2 + k^2) \sin(qa) + 2iqk \cos(qa)$. Using the double-angle formula from trigonometry, we can write this as $D(k) = 2 \cos^2(qa/2)(q \tan(qa/2) + ik)(q - ik \tan(qa/2))$. We can then add the two expressions in (6.8), and use the double-angle formula again, to get $r + t = 2e^{-ika} \cos^2(qa/2)(q \tan(qa/2) - ik)(ik \tan(qa/2) - q)/D(k)$. This coincides with our formula (6.11). Similar games give us the formula (6.12).]

The S-Matrix in the Parity Basis

We can also think about the S-matrix using our new basis of states. The asymptotic ingoing modes are even and odd functions, given at $|x| \rightarrow \infty$ by

$$\text{Ingoing} \left\{ \begin{array}{ll} \text{parity-even:} & \mathcal{I}_+(x) = e^{-ik|x|} \\ \text{parity-odd:} & \mathcal{I}_-(x) = \text{sign}(x) e^{-ik|x|} \end{array} \right. \quad \begin{array}{c} \xrightarrow{e^{ikx}} \bullet \xleftarrow{e^{-ikx}} \\ \xrightarrow{-e^{ikx}} \bullet \xleftarrow{e^{-ikx}} \end{array}$$

The two asymptotic outgoing modes are

$$\text{Outgoing} \left\{ \begin{array}{ll} \text{parity-even:} & \mathcal{O}_+(x) = e^{+ik|x|} \\ \text{parity-odd:} & \mathcal{O}_-(x) = -\text{sign}(x) e^{+ik|x|} \end{array} \right. \quad \begin{array}{c} \xleftarrow{e^{-ikx}} \bullet \xrightarrow{e^{ikx}} \\ \xleftarrow{e^{-ikx}} \bullet \xrightarrow{-e^{ikx}} \end{array}$$

These are related to our earlier modes by a simple change of basis,

$$\begin{pmatrix} \mathcal{I}_+ \\ \mathcal{I}_- \end{pmatrix} = \mathcal{M} \begin{pmatrix} \mathcal{I}_R \\ \mathcal{I}_L \end{pmatrix} \quad \text{and} \quad \begin{pmatrix} \mathcal{O}_+ \\ \mathcal{O}_- \end{pmatrix} = \mathcal{M} \begin{pmatrix} \mathcal{O}_R \\ \mathcal{O}_L \end{pmatrix} \quad \text{with} \quad \mathcal{M} = \begin{pmatrix} 1 & 1 \\ -1 & 1 \end{pmatrix}$$

We can define an S-matrix with respect to this parity basis. In analogy with (6.9), we write asymptotic solutions as

$$\begin{pmatrix} \psi_+ \\ \psi_- \end{pmatrix} = \begin{pmatrix} \mathcal{I}_+ \\ \mathcal{I}_- \end{pmatrix} + \mathcal{S}^P \begin{pmatrix} \mathcal{O}_+ \\ \mathcal{O}_- \end{pmatrix} \quad (6.13)$$

where we use the notation \mathcal{S}^P to denote the S-matrix with respect to the parity basis. We write

$$\mathcal{S}^P = \begin{pmatrix} S_{++} & S_{+-} \\ S_{-+} & S_{--} \end{pmatrix}$$

This is related to our earlier S-matrix by a change of basis. We have

$$\mathcal{S}^P = \mathcal{M} S \mathcal{M}^{-1} = \begin{pmatrix} t + (r + r')/2 & (r - r')/2 \\ (r' - r)/2 & t - (r + r')/2 \end{pmatrix}$$

As you may expect, this basis is particularly useful if the underlying potential is symmetric, so $V(x) = V(-x)$. In this case we have $r = r'$ and the S-matrix becomes diagonal. The diagonal components are simply

$$S_{++} = t + r \quad \text{and} \quad S_{--} = t - r$$

In fact, because \mathcal{S}^P is unitary, each of these components must be a phase. This follows because r and t are not independent. First, they obey $|r|^2 + |t|^2 = 1$. Moreover, when $r' = r$, the relation (6.6) becomes

$$rt^* + r^*t = 0 \quad \Rightarrow \quad \text{Re}(rt^*) = 0$$

This is enough to ensure that both S_{++} and S_{--} are indeed phases. We write them as

$$S_{++} = e^{2i\delta_+(k)} \quad \text{and} \quad S_{--} = e^{2i\delta_-(k)}$$

We learn that for scattering off a symmetric potential, all the information is encoded in two momentum-dependent *phase shifts*, $\delta_{\pm}(k)$ which tell us how the phases of the outgoing waves \mathcal{O}_{\pm} are changed with respect to the ingoing waves \mathcal{I}_{\pm} .

6.1.4 Bound States

So far we've focussed only on the scattering states of the problem. We now look at the bound states, which have energy $E < 0$ and are localised near inside the potential. Here, something rather magical happens. It turns out that the information about these bound states can be extracted from the S-matrix, which we constructed purely from knowledge of the scattering states.

To find the bound states, we need to do something clever. We take our scattering solutions, which depend on momentum $k \in \mathbf{R}$, and extend them to the complex momentum plane. This means that we analytically continue our solutions so that they depend on $k \in \mathbf{C}$.

First note that the solutions with $k \in \mathbf{C}$ still obey our original Schrödinger equation (6.1) since, at no point in any of our derivation did we assume that $k \in \mathbf{R}$. The only difficulty comes when we look at how the wavefunctions behave asymptotically. In particular, any putative solution will, in general, diverge exponentially as $x \rightarrow +\infty$ or $x \rightarrow -\infty$, rendering the wavefunction non-normalisable. However, as we will now show, there are certain solutions that survive.

For simplicity, let's assume that we have a symmetric potential $V(x) = V(-x)$. As we've seen above, this means that there's no mixing between the parity-even and parity-odd wavefunctions. We start by looking at the parity-even states. The general solution takes the form

$$\psi_+(x) = \mathcal{I}_+(x) + S_{++}\mathcal{O}_+(x) = \begin{cases} e^{+ikx} + S_{++}e^{-ikx} & x \rightarrow -\infty \\ e^{-ikx} + S_{++}e^{+ikx} & x \rightarrow +\infty \end{cases}$$

Suppose that we make k pure imaginary and write

$$k = i\lambda$$

with $\lambda > 0$. Then we get

$$\psi_+(x) = \begin{cases} e^{-\lambda x} + S_{++}e^{+\lambda x} & x \rightarrow -\infty \\ e^{+\lambda x} + S_{++}e^{-\lambda x} & x \rightarrow +\infty \end{cases} \quad (6.14)$$

Both terms proportional to S_{++} decay asymptotically, but the other terms diverge. This is bad. However, there's a get-out. For any fixed k (whether real or complex), S_{++} is simply a number. That means that we're quite at liberty to divide by it. Indeed,

the wavefunction above isn't normalised anyway, so dividing by a constant isn't going to change anything. We get

$$\psi_+(x) = \begin{cases} S_{++}^{-1} e^{-\lambda x} + e^{+\lambda x} & x \rightarrow -\infty \\ S_{++}^{-1} e^{+\lambda x} + e^{-\lambda x} & x \rightarrow +\infty \end{cases} \quad (6.15)$$

Now we can see the loop-hole. The wavefunction above is normalisable whenever we can find a $\lambda > 0$ such that

$$S_{++}(k) \rightarrow \infty \quad \text{as } k \rightarrow i\lambda$$

This, then, is the magic of the S-matrix. Poles in the complex momentum plane that lie on the positive imaginary axis (i.e. $k = i\lambda$ with $\lambda > 0$) correspond to bound states. This information also tells us the energy of the bound state since, as we saw in (6.2), it is given by

$$E = -\frac{\hbar^2 \lambda^2}{2m}$$

We could also have set $k = -i\lambda$, with $\lambda > 0$. In this case, it is the terms proportional to S_{++} in (6.14) which diverge and the wavefunction is normalisable only if $S_{++}(k = -i\lambda) = 0$. However, since S_{++} is a phase, this is guaranteed to be true whenever $S_{++}(k = i\lambda)$ has a pole, and simply gives us back the solution above.

Finally, note that exactly the same arguments hold for parity-odd wavefunctions. There is a bound state whenever $S_{--}(k)$ has a pole at $k = i\lambda$ with $\lambda > 0$.

An Example: Stuck in the Pothole

We can illustrate this with our favourite example of the square well, of depth $-V_0$ and width a . We already computed the S-matrix in (6.11) and (6.12). We have,

$$S_{++}(k) = r + t = -e^{-ika} \frac{q \tan(qa/2) - ik}{q \tan(qa/2) + ik}$$

where $q^2 = 2mV_0/\hbar^2 + k^2$. Setting $k = i\lambda$, we see that this has a pole when

$$\lambda = q \tan\left(\frac{qa}{2}\right) \quad \text{with} \quad \lambda^2 + q^2 = \frac{2mV_0}{\hbar^2}$$

These are the usual equations that you have to solve when finding parity-even bound states in a square well. The form of the solutions is simplest to see if we plot these equations, as shown in the left-hand of Figure 33. There is always at least one bound state, with more appearing as the well gets deeper.

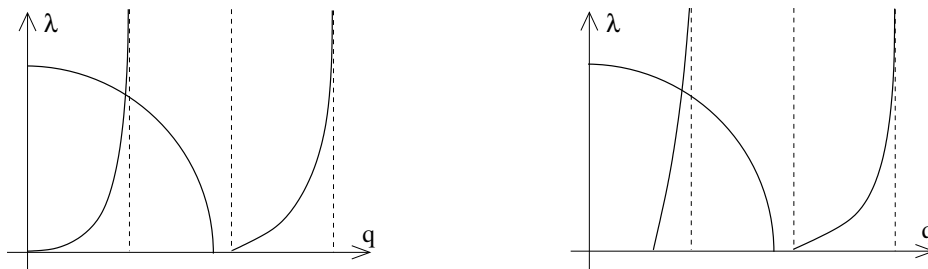


Figure 33: Bound state of even parity always exist, since the two equations shown on the left always have a solution with $\lambda, q > 0$. Bound states of odd parity, shown on the right, exist if the potential is deep enough.

Similarly, if we look at the parity-odd wavefunctions, we have

$$S_{--}(k) = t - r = e^{-ika} \frac{q + ik \tan(qa/2)}{q - ik \tan(qa/2)}$$

which has a pole at $k = i\lambda$ when

$$q = -\lambda \tan\left(\frac{qa}{2}\right) \quad \text{with} \quad \lambda^2 + q^2 = \frac{2mV_0}{\hbar^2} \quad (6.16)$$

This too reproduces the equations that we found in earlier courses in quantum mechanics when searching for bound states in a square well. Now there is no guarantee that a bound state exists; this only happens if the potential is deep enough.

6.1.5 Resonances

We might wonder if there's any other information hidden in the analytic structure of the S-matrix. In this section, we will see that there is, although its interpretation is a little more subtle.

First, the physics. Let's think back again to the example shown on the right. On the one hand, we know that there can be no bound states in such a trap because they will have $E > 0$. Any particle that we place in the trap will ultimately tunnel out. On the other hand, if the walls of the trap are very large then we might expect that the particle stays there for a long time before it eventually escapes. In this situation, we talk of a *resonance*. These are also referred to as *unstable* or *metastable* states. Our goal is to show how such resonances are encoded in the S-matrix.

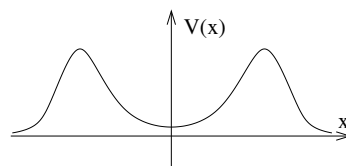


Figure 34:

Now, the maths. We'll restrict attention to parity-even functions. Suppose that the S-matrix S_{++} has a pole that lies on the complex momentum plane at position

$$k = k_0 - i\gamma$$

We'd like to interpret this pole. First note that the energy is also imaginary

$$E = \frac{\hbar^2 k^2}{2m} \equiv E_0 - i\frac{\Gamma}{2} \quad (6.17)$$

with $E_0 = \hbar^2(k_0^2 - \gamma^2)/2m$ and $\Gamma = 2\hbar^2\gamma k_0/m$. An imaginary energy may sound strange, but it has a very natural interpretation. Recall that the time dependence of the wavefunction is given by

$$e^{-iEt/\hbar} = e^{-iE_0 t/\hbar} e^{-\Gamma t/2\hbar} \quad (6.18)$$

This is the first clue that we need. We see that, for $\gamma > 0$, the overall form of the wavefunction decays exponentially with time. This is the characteristic behaviour of unstable states. A wavefunction that is initially supported inside the trap will be very small there at time much larger than $\tau = 1/\Gamma$. Here τ is called the *half-life* of the state, while Γ is usually referred to as the *width* of the state. (We'll see why in Section 6.2).

Where does the particle go? Including the time dependence (6.18), the same argument that led us to (6.15) now tells us that when $S_{++} \rightarrow \infty$, the solution takes the asymptotic form

$$\psi_+(x, t) = \begin{cases} e^{-iE_0 t/\hbar} e^{-ik_0 x} e^{-\gamma x - \Gamma t/2\hbar} & x \rightarrow -\infty \\ e^{-iE_0 t/\hbar} e^{+ik_0 x} e^{+\gamma x - \Gamma t/2\hbar} & x \rightarrow +\infty \end{cases} \quad (6.19)$$

The first two exponential factors oscillate. But the final factor varies as

$$e^{\pm\gamma(x \mp vt)} \quad \text{where} \quad v = \frac{\Gamma}{2\hbar\gamma} = \frac{\hbar k_0}{m}$$

This has the interpretation of a particle moving with momentum $\hbar k_0$. This, of course, is the particle which has escaped the trap.

Note that for fixed time t , these wavefunctions are not normalisable: they diverge at both $x \rightarrow \pm\infty$. This shouldn't concern us, because, although our wavefunctions are eigenstates of the Hamiltonian, they are not interpreted as stationary states. Indeed, it had to be the case. An unstable state has complex energy, but standard theorems in linear algebra tell us that a Hermitian operator like the Hamiltonian must have real eigenvalues. We have managed to evade this theorem only because these wavefunctions are non-normalisable and so do not, strictly speaking, live in the Hilbert space.

There's a lesson buried in all of this. If we were to take the standard axioms of quantum mechanics, we would simply throw away wavefunctions of the form (6.19) on the grounds that they do not lie in the Hilbert space and so are unphysical. But this would be a mistake: the wavefunctions do contain interesting physics, albeit of a slightly different variety than we are used to. Sometimes it's worth pushing our physical theories beyond our comfort zone to see what is lurking there.

The upshot of this discussion is that poles of the S-matrix in the lower-half complex plane correspond to resonances. It is often useful to write S_{++} as a function of energy rather than momentum. (They are related by (6.17)). Since S_{++} is a phase, close to a resonance it necessarily takes the form

$$S_{++} = \frac{E - E_0 - i\Gamma/2}{E - E_0 + i\Gamma/2}$$

The fact that the S-matrix is a phase means that any pole in the complex energy plane necessarily comes with a zero at the conjugate point.

An Example: A Pair of Delta-Functions

A pair of delta functions provide a simple and tractable example to illustrate the idea of resonances. The potential is given by

$$V(x) = V_0 \left[\delta(x - 1) + \delta(x + 1) \right]$$

Recall that the effect of the delta-functions is simply to change the boundary conditions at $x = \pm 1$ when solving the Schrödinger equation. All wavefunctions should be continuous at $x = \pm 1$, but their derivatives are discontinuous. For example, at $x = +1$, solutions obey

$$\lim_{\epsilon \rightarrow 0} \left[\psi'(1 + \epsilon) - \psi'(1 - \epsilon) \right] = U_0 \psi(1) \quad \text{with} \quad U_0 = \frac{2mV_0}{\hbar^2}$$

Working in the parity basis makes life simpler, not least because you only need to consider the matching at one of the delta-functions, with the other then guaranteed. The computation of the S-matrix is a problem on the exercise sheet. You will find

$$S_{++} = e^{-2ik} \left[\frac{(2k - iU_0)e^{ik} - iU_0e^{-ik}}{(2k + iU_0)e^{-ik} + iU_0e^{ik}} \right]$$

Note that the denominator is the complex conjugate of the numerator, ensuring that S_{++} is a phase, as expected. The poles of this S-matrix are given by solutions to the equation

$$e^{2ik} = - \left(1 - \frac{2ik}{U_0} \right) \tag{6.20}$$

To understand the physics behind this, let's first look at the situation where $U_0 \rightarrow \infty$, so that the weight of the delta-functions gets infinitely large. Then the poles sit at

$$e^{2ik} = -1 \quad \Rightarrow \quad k = k_n = \left(n + \frac{1}{2}\right) \pi$$

These correspond to bound states trapped between the two wavefunctions. For example, the $n = 0$ state is shown in the figure. Note that they're rather unusual because the poles sit on the real k -axis, rather than the imaginary k -axis. Correspondingly, these bound states have $E > 0$. This strange behaviour is only allowed because we have an infinitely large potential which forbids particles on one side of the barrier to cross to the other.

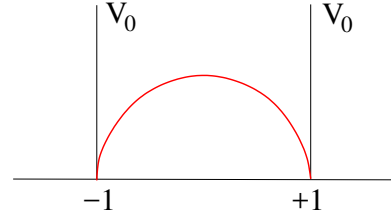


Figure 35:

As a side remark, we note that this same impenetrable behaviour is seen in scattering. When $U_0 \rightarrow \infty$, the S-matrix becomes $S_{++} \rightarrow -e^{2ik}$. This tells us that a particle coming from outside is completely reflected off the infinitely large barrier. The minus sign is the standard phase change after reflection. The factor of e^{2ik} is because the waves are forbidden from travelling through the region between the delta functions, which has width $x = 2$. As a result, the phase is shifted by e^{ikx} from what it would be if the barriers were removed.

Let's now look at what happens when U_0 is large, but finite? We'll focus on the lowest energy bound state with $n = 0$. We can expand (6.20) in $1/U_0$. (This too is left as a problem on the exercise sheet.) We find

$$k = \frac{\pi}{2} + \alpha - i\gamma$$

with

$$\alpha \approx -\frac{\pi}{2U_0} + \frac{\pi}{2U_0^2} + \mathcal{O}\left(\frac{1}{U_0^3}\right) \quad \text{and} \quad \gamma \approx \frac{\pi^2}{4U_0^2} + \mathcal{O}\left(\frac{1}{U_0^3}\right)$$

Note, in particular, that $\gamma > 0$, so the pole moves off the real axis and into the lower half-plane. This pole now has all the properties that we described at the beginning of this section. It describes a state, trapped between the two delta-functions, which decays with half-life

$$\tau = \frac{\hbar}{\Gamma} = \frac{4mU_0^2}{\hbar\pi^3} \left(1 + \mathcal{O}\left(\frac{1}{U_0}\right)\right)$$

This is the resonance.

6.2 Scattering in Three Dimensions

Our real interest in scattering is for particles moving in three spatial dimensions, with Hamiltonian

$$H = \frac{\mathbf{p}^2}{2m} + V(\mathbf{r})$$

Recall that there are two distinct interpretations for such a Hamiltonian

- We could think of this as the motion of a single particle, moving in a fixed background potential $V(\mathbf{r})$. This would be appropriate, for example, in Rutherford's famous experiment where we fire an alpha particle at a gold nucleus.
- Alternatively, We could think of this as the relative motion of two particles, separated by distance \mathbf{r} , interacting through the force $\mathbf{F} = -\nabla V(\mathbf{r})$. We could take $V(r)$ to be the Coulomb force, to describe the scattering of electrons, or the Yukawa force to describe the scattering of neutrons.

In this section, we will use language appropriate to the first interpretation, but everything we say holds equally well in the second. Throughout this section, we will work with rotationally invariant (i.e. central) potentials, so that $V(\mathbf{r}) = V(|\mathbf{r}|)$.

6.2.1 The Cross-Section

Our first goal is to decide what we want to calculate. The simple reflection and transmission coefficients of the one-dimensional problem are no longer appropriate. We need to replace them by something a little more complicated. We start by thinking of the classical situation.

Classical Scattering

Suppose that we throw in a single particle with kinetic energy E . Its initial trajectory is characterised by the *impact parameter* b , defined as the closest the particle would get to the scattering centre at $r = 0$ if there were no potential. The particle emerges with *scattering angle* θ , which is the angle between the asymptotic incoming and outgoing trajectories, as shown in the figure. By solving the classical equations of motion, we can compute $\theta(b; E)$ or, equivalently, $b(\theta; E)$.

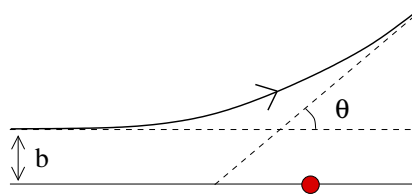


Figure 36:

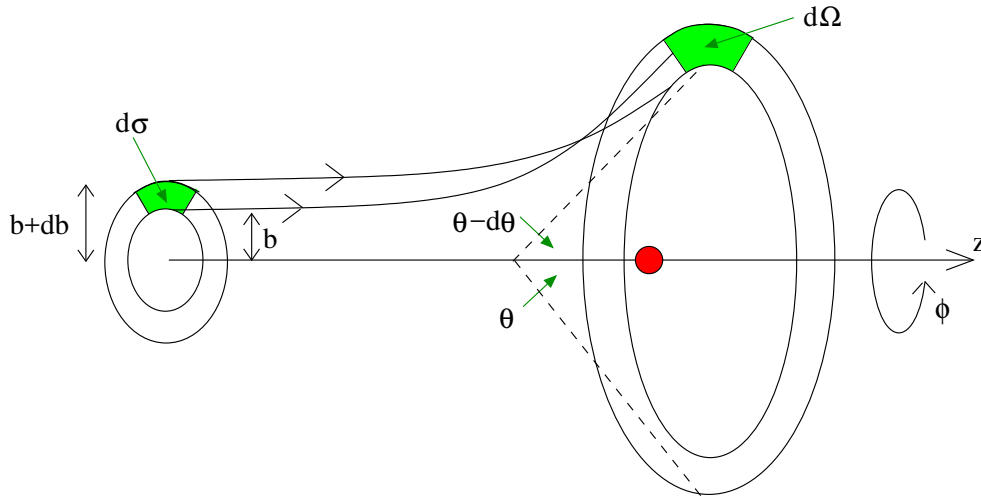


Figure 37: What becomes of an infinitesimal cross-sectional area after scattering.

Now consider a uniform beam of particles, each with kinetic energy E . We want to understand what becomes of this beam. Consider the cross-sectional area, denoted $d\sigma$ in Figure 37. We write this as

$$d\sigma = b d\phi db$$

The particles within $d\sigma$ will evolve to lie in a cone of solid angle $d\Omega$, given by

$$d\Omega = \sin \theta d\phi d\theta$$

where, for central potentials, the infinitesimal angles $d\phi$ are the same in both these formulae. The *differential cross-section* is defined to be

$$\frac{d\sigma}{d\Omega} = \frac{b}{\sin \theta} \left| \frac{db}{d\theta} \right|$$

The left-hand side should really be $|d\sigma/d\Omega|$, but we'll usually drop the modulus. The differential cross-section is a function of incoming momentum k , together with the outgoing angle θ .

More colloquially, the differential cross-section can be thought of as

$$\frac{d\sigma}{d\Omega} d\Omega = \frac{\text{Number of particles scattered into } d\Omega \text{ per unit time}}{\text{Number of incident particles per area } d\sigma \text{ per unit time}}$$

We write this in terms of *flux*, defined to be the number of particles per unit area per unit time. In this language, the differential cross-section is

$$\frac{d\sigma}{d\Omega} = \frac{\text{Scattered flux}}{\text{Incident flux}}$$

We can also define the total cross-section

$$\sigma_T = \int d\Omega \frac{d\sigma}{d\Omega}$$

Both the differential cross-section and the total cross-section have units of area. The usual unit used in particle physics, nuclear physics and atomic physics is the *barn*, with $1 \text{ barn} = 10^{-28} \text{ m}^2$. The total cross-section is a crude characterisation of the scattering power of the potential. Roughly speaking, it can be thought of as the total area of the incoming beam that is scattered. The differential cross-section contains more detailed information.

An Example: The Hard Sphere

Suppose that our particle bounces off a hard sphere, described by the potential $V(r) = \infty$ for $r \leq R$. By staring at the geometry shown in the figure, you can convince yourself that $b = R \sin \alpha$ and $\theta = \pi - 2\alpha$. So in this case

$$b = R \sin \left(\frac{\pi}{2} - \frac{\theta}{2} \right) = R \cos \frac{\theta}{2}$$

If $b > R$, clearly there is no scattering. The differential cross-section is

$$\frac{d\sigma}{d\Omega} = \frac{R^2 \cos(\theta/2) \sin(\theta/2)}{2 \sin \theta} = \frac{R^2}{4}$$

Rather unusually, in this case $d\sigma/d\Omega$ is independent of both θ and E . The total cross-section is

$$\sigma_T = \int_0^{2\pi} d\phi \int_{-1}^{+1} d(\cos \theta) \frac{d\sigma}{d\Omega} = \pi R^2 \quad (6.21)$$

which, happily, coincides with the geometrical cross-section of the sphere.

This result reinforces the interpretation of the total cross-section that we mentioned above; it is the area of the beam that is scattered. In general, the area of the beam that is scattered will depend on the energy E of the incoming particles.

Another Example: Rutherford Scattering

Rutherford scattering is the name given to scattering off a repulsive Coulomb potential of the form

$$V(r) = \frac{A}{r} \quad \text{with} \quad A > 0$$

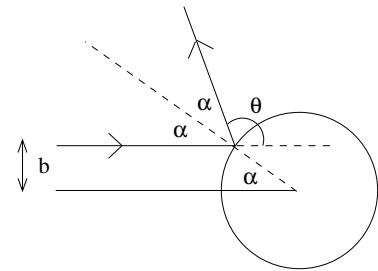


Figure 38:

where, for two particles of charge q_1 and q_2 , we have $A = q_1 q_2 / 4\pi\epsilon_0$. We studied Rutherford scattering in the lectures on [Dynamics and Relativity](#). We found⁵

$$2bE = A \cot \frac{\theta}{2}$$

This gives the differential cross-section,

$$\frac{d\sigma}{d\Omega} = \frac{b}{\sin \theta} \left| \frac{db}{d\theta} \right| = \left(\frac{A}{4E} \right)^2 \frac{1}{\sin^4(\theta/2)} \quad (6.22)$$

This scattering amplitude played an important role in the history of physics. Rutherford, together with Geiger and Marsden, fired alpha particles (a helium nucleus) at gold foil. They discovered that the alpha particles could be deflected by a large angle, with the cross-section given by (6.22). Rutherford realised that this meant the positive charge of the atom was concentrated in a tiny, nucleus.

There is, however, a puzzle here. Rutherford did his experiment long before the discovery of quantum mechanics. While his data agreed with the classical result (6.22), there is no reason to believe that this classical result carries over to a full quantum treatment. We'll see how this pans out later in this section.

There's a surprise when we try to calculate the total cross-section σ_T . We find that it's infinite! This is because the Coulomb force is long range. The potential decays to $V(r) \rightarrow 0$ as $r \rightarrow \infty$, but it drops off very slowly. This will mean that we will have to be careful when applying our formalism to the Coulomb force.

6.2.2 The Scattering Amplitude

The language of cross-sections is also very natural when we look at scattering in quantum mechanics. As in Section 6.1, we set up the scattering problem as a solution to the time-independent Schrödinger equation, which now reads

$$\left[-\frac{\hbar^2}{2m} \nabla^2 + V(r) \right] \psi(\mathbf{r}) = E\psi(\mathbf{r}) \quad (6.23)$$

We will send in a plane wave with energy E which we choose to propagate along the z -direction. This is just

$$\psi_{\text{incident}}(\mathbf{r}) = e^{ikz}$$

⁵See equation (4.20) of the Dynamics and Relativity lecture notes, where we denoted the scattering angle by ϕ instead of θ .

where $E = \hbar^2 k^2 / 2m$. However, after scattering off the potential, the wave doesn't only bounce back in the z direction. Instead, it spreads out spherically, albeit with a phase and amplitude which can vary around the sphere. It's hard to take photographs of quantum wavefunctions, but the water waves shown on the right give a good analogy for what's going on. Asymptotically, as $r \rightarrow \infty$, this scattered wave takes the form




Figure 39:

$$\psi_{\text{scattered}}(\mathbf{r}) = f(\theta, \phi) \frac{e^{ikr}}{r} \quad (6.24)$$

The $1/r$ fall-off follows from solving the free Schrödinger equation; we'll see this explicitly below. However, there is a simple intuition for this behaviour which follows from thinking of $|\psi|^2$ as a probability, spreading over a sphere which grows as r^2 as $r \rightarrow \infty$. The $1/r$ fall-off ensures that this probability is conserved. Our final ansatz for the asymptotic wavefunction is then

$$\psi(\mathbf{r}) = \psi_{\text{incident}}(\mathbf{r}) + \psi_{\text{scattered}}(\mathbf{r}) \quad (6.25)$$

The function $f(\theta, \phi)$ is called the *scattering amplitude*. For the central potentials considered here it is independent of ϕ , so $f = f(\theta)$. It is the 3d generalisation of the reflection and transmission coefficients that we met in the previous section. Our goal is to calculate it.

The scattering amplitude is very closely related to the differential cross-section. To see this, we can look at the probability current

$$\mathbf{J} = -i \frac{\hbar}{2m} (\psi^* \nabla \psi - (\nabla \psi^*) \psi)$$

which obeys $\nabla \cdot \mathbf{J} = 0$. For the incident wave, we have

$$\mathbf{J}_{\text{incident}} = \frac{\hbar k}{m} \hat{\mathbf{z}}$$

This is interpreted as a beam of particles with velocity $v = \hbar k / m$ travelling in the z -direction. Meanwhile, for the scattered wave we use the fact that

$$\nabla \psi_{\text{scattered}} = \frac{ik f(\theta) e^{ikr}}{r} \hat{\mathbf{r}} + \mathcal{O}\left(\frac{1}{r^2}\right)$$

to find

$$\mathbf{J}_{\text{scattered}} = \frac{\hbar k}{m} \frac{1}{r^2} |f(\theta)|^2 \hat{\mathbf{r}} + \mathcal{O}\left(\frac{1}{r^3}\right)$$

This means that, as $r \rightarrow \infty$, the flux of outgoing particles crossing an area dA subtended by the solid angle $d\Omega$

$$\mathbf{J}_{\text{scattered}} \cdot \hat{\mathbf{r}} dA = \frac{\hbar k}{m} |f(\theta)|^2 d\Omega$$

The differential cross-section is defined to be the ratio of the scattered flux through $d\Omega$, divided by the incident flux. In other words, it is

$$\frac{d\sigma}{d\Omega} = \frac{\hbar k |f(\theta)|^2 / m}{\hbar k / m} = |f(\theta)|^2$$

This is rather nice. It means that if we can compute the scattering amplitude $f(\theta)$, it immediately tells us the differential cross-section. The total cross-section is defined, as before, as

$$\sigma_T = \int d\Omega |f(\theta)|^2$$

6.2.3 Partial Waves

To make progress, we need to start to look in a more detail at the solutions to the Schrödinger equation (6.23). Because we've decided to work with rotationally invariant potentials, it makes sense to label our wavefunctions by their angular momentum, l . Let's quickly review what this looks like.

A general wavefunction $\psi(r, \theta, \phi)$ can be expanded in terms of spherical harmonics. In this section, however, we only need to deal with wavefunctions of the form $\psi(r, \theta)$, which are independent of ϕ . Such functions have an expansion in terms of *partial waves*

$$\psi(r, \theta) = \sum_{l=0} R_l(r) P_l(\cos \theta)$$

Here the $P_l(\cos \theta)$ are *Legendre polynomials*. They appear by virtue of being eigenstates of the angular momentum operator \mathbf{L}^2 ,

$$\mathbf{L}^2 P_l(\cos \theta) = \hbar^2 l(l+1) P_l(\cos \theta)$$

In more concrete terms, this is the statement that the Legendre polynomials $P_l(w)$ obey the differential equation

$$\frac{d}{dw} (1-w^2) \frac{dP_l}{dw} + l(l+1) P_l(w) = 0$$

Meanwhile, the original Schrödinger equation (6.23) becomes an ordinary differential equation for the radial functions R_l ,

$$\left(\frac{d^2}{dr^2} + \frac{2}{r} \frac{d}{dr} - \frac{l(l+1)}{r^2} - U(r) + k^2 \right) R_l(r) = 0 \quad (6.26)$$

where we've used the expression for the energy, $E = \hbar^2 k^2 / 2m$, and rescaled the potential

$$U(r) = \frac{2m}{\hbar^2} V(r)$$

Spherical Waves when $U(r) = 0$

We will assume that our potential drops off sufficiently quickly so that asymptotically our waves obey (6.26) with $U(r) = 0$. (We will be more precise about how fast $U(r)$ must fall off later.) We can write the equation obeyed by R_l as

$$\left(\frac{d^2}{dr^2} - \frac{l(l+1)}{r^2} + k^2 \right) (rR_l(r)) = 0 \quad (6.27)$$

There are two s-wave solutions with $l = 0$, given by

$$R_0(r) = \frac{e^{\pm ikr}}{r} \quad (6.28)$$

These are ingoing (minus sign) and outgoing (plus sign) spherical waves.

The solutions for $l \neq 0$ are more known as *spherical Bessel functions* and are described below.

Plane Waves when $U(r) = 0$

Of course, when $U = 0$, the plane wave

$$\psi_{\text{incident}}(\mathbf{r}) = e^{ikz} = e^{ikr \cos \theta}$$

is also a solution to the Schrödinger equation. Although it feels rather unnatural, it must be possible to expand these solutions in terms of the spherical waves. To do this, it is convenient to briefly introduce the coordinate $\rho = kr$. We write the plane wave solution as

$$\psi_{\text{incident}}(\rho, \theta) = e^{i\rho \cos \theta} = \sum_l (2l+1) u_l(\rho) P_l(\cos \theta) \quad (6.29)$$

where the factor of $(2l+1)$ is for convenience and the function $u_l(\rho)$ are what we want to determine. The Legendre polynomials have a nice orthogonality property,

$$\int_{-1}^{+1} dw P_l(w) P_m(w) = \frac{2}{2l+1} \delta_{lm} \quad (6.30)$$

We can use this to write

$$u_l(\rho) = \frac{1}{2} \int_{-1}^{+1} dw e^{i\rho w} P_l(w) \quad (6.31)$$

Our interest is only in the behaviour of the plane wave as $\rho \rightarrow \infty$. To extract this, we start by integrating by parts

$$u_l(\rho) = \frac{1}{2} \left[\frac{e^{i\rho w} P_l(w)}{i\rho} \right]_{-1}^{+1} - \frac{1}{2i\rho} \int_{-1}^{+1} dw e^{i\rho w} \frac{dP_l}{dw}$$

The Legendre polynomials obey $P_l(1) = 1$ and $P_l(-1) = (-1)^l$. We then find

$$u_l(\rho) = \frac{1}{2i\rho} [e^{i\rho} - (-1)^l e^{-i\rho}] + \mathcal{O}\left(\frac{1}{\rho^2}\right) \quad (6.32)$$

where a further integration by parts will convince you that the remaining terms do indeed drop off as $1/\rho^2$. This is the result we need. As $r \rightarrow \infty$, the incident plane wave can be written as

$$\psi_{\text{incident}} = \sum_{l=0}^{\infty} \frac{2l+1}{2ik} \left[\frac{e^{ikr}}{r} - (-1)^l \frac{e^{-ikr}}{r} \right] P_l(\cos \theta) \quad (6.33)$$

We learn that the ingoing plane wave decomposes into an outgoing spherical wave (the first term) together with an ingoing spherical wave (the second term).

Phase Shifts

It's been quite a long build up, but we now know what we want to calculate, and how to do it! To recapitulate, we'd like to calculate the scattering amplitude $f(\theta)$ by finding solutions of the asymptotic form

$$\psi(\mathbf{r}) = e^{ikz} + f(\theta) \frac{e^{ikr}}{r} \quad \text{as } r \rightarrow \infty$$

We still have a couple more definitions to make. First, we expand the scattering amplitude in partial waves as

$$f(\theta) = \sum_{l=0}^{\infty} \frac{2l+1}{k} f_l P_l(\cos \theta) \quad (6.34)$$

The normalisation coefficients of $1/k$ and $(2l+1)$ mean that the coefficients f_l sit nicely with the expansion (6.33) of the plane wave in terms of spherical waves. We can then write the asymptotic form of the wavefunction as a sum of ingoing and outgoing waves

$$\psi(\mathbf{r}) \sim \sum_{l=0}^{\infty} \frac{2l+1}{2ik} \left[(-1)^{l+1} \frac{e^{-ikr}}{r} + (1 + 2if_l) \frac{e^{ikr}}{r} \right] P_l(\cos \theta) \quad (6.35)$$

where the first term is ingoing, and the second term is outgoing. For a given potential $V(r)$, we would like to compute the coefficients f_l which, in general, are functions of k .

Note that the problem has decomposed into decoupled angular momentum sectors, labelled by $l = 0, 1, \dots$. This is because we're working with a rotationally symmetric potential, which scatters an incoming wave, but does not change its angular momentum. Moreover, for each l , our ansatz consists of an ingoing wave, together with an outgoing wave. This is entirely analogous to our 1d solutions (6.9) when we first introduced the S-matrix. We identify the coefficients of the outgoing terms as the elements of the S-matrix. For rotationally invariant potentials, the 3d S-matrix \mathcal{S} is diagonal in the angular momentum basis, with elements given by

$$S_l = 1 + 2if_l \quad \text{with } l = 0, 1, 2, \dots$$

Now unitarity of the S-matrix — which is equivalent to conservation of particle number — requires that these diagonal elements are a pure phase. We write

$$S_l = e^{2i\delta_l} \quad \Rightarrow \quad f_l = \frac{1}{2i}(e^{2i\delta_l} - 1) = e^{i\delta_l} \sin \delta_l$$

where δ_l are the phase shifts. Comparing back to (6.34), we see that the phase shifts and scattering amplitude are related by

$$f(\theta) = \frac{1}{2ik} \sum_{l=0}^{\infty} (2l+1) (e^{2i\delta_l} - 1) P_l(\cos \theta)$$

The picture that we have is entirely analogous to the 1d situation. A wave comes in, and a wave goes out. Conservation of probability ensures that the amplitudes of these waves are the same. All information about scattering is encoded in the phase shifts $\delta_l(k)$ between the ingoing and outgoing waves.

6.2.4 The Optical Theorem

The differential cross-section is $d\sigma/d\Omega = |f(\theta)|^2$. Using the partial wave decomposition (6.34), we have

$$\frac{d\sigma}{d\Omega} = \frac{1}{k^2} \sum_{l,l'} (2l+1)(2l'+1) f_l f_{l'}^* P_l(\cos \theta) P_{l'}(\cos \theta)$$

In computing the total cross-section σ_T , we can use the orthogonality of Legendre polynomials (6.30) to write

$$\sigma_T = 2\pi \int_{-1}^{+1} d(\cos \theta) \frac{d\sigma}{d\Omega} = \frac{4\pi}{k^2} \sum_l (2l+1) |f_l|^2 = \frac{4\pi}{k^2} \sum_l (2l+1) \sin^2 \delta_l \quad (6.36)$$

We can compare this to our expansion (6.34). Using the fact that $P(1) = 1$, we have

$$f(0) = \sum_l \frac{2l+1}{k} e^{i\delta_l} \sin \delta_l$$

This tells us that the total cross-section is given by

$$\sigma_T = \frac{4\pi}{k} \text{Im}f(0)$$

This is known as the *optical theorem*.

Here's some words that will hopefully build some intuition for the optical theorem. The potential causes scattering from the forward direction ($\theta = 0$) to other directions. Because total probability is conserved, clearly the amount of particles going in the forward direction must decrease. However, this decrease in the forward direction must be equal to the total increase in other directions – and this is what the total cross-section σ_T measures. Finally, the amount of decrease in forward scattering is due to interference between the incoming wave and outgoing waves, and so is proportional to $f(0)$.

Unitarity Bounds

If we think of the total cross-section as built from the cross-sections for each partial wave then, from (6.36), we have

$$\sigma_T = \sum_{l=0}^{\infty} \sigma_l \quad \text{with} \quad \sigma_l = \frac{4\pi}{k^2} (2l+1) \sin^2 \delta_l \quad (6.37)$$

Clearly each contribution is bounded as $\sigma_l \leq 4\pi(2l+1)/k^2$, with the maximum arising when the phase shift is given by $\delta_l = \pm\pi/2$. This is called the *unitarity bound*.

There's a straightforward, semi-classical way to understand these unitarity bounds. If we send in a particle with momentum $\hbar k$ and impact parameter b , then it has angular momentum $L = \hbar k b$. This angular momentum is quantised. Roughly speaking, we might expect that the particle has angular momentum $\hbar l$, with $l \in \mathbf{Z}$, when the impact parameter lies in the window

$$\frac{l}{k} \leq b \leq \frac{l+1}{k} \quad (6.38)$$

If the particle gets scattered with 100% probability when it lies in this ring, then the cross-section is equal to the area of the ring. This is

$$\frac{(l+1)^2\pi}{k^2} - \frac{l^2\pi}{k^2} = \frac{(2l+1)\pi}{k^2}$$

This is *almost* the unitarity bound (6.37). It differs by a factor 4. As we will now see, that same factor of 4 difference often arises between simple classical arguments and a full quantum treatment of scattering processes.

6.2.5 An Example: A Hard Sphere and Spherical Bessel Functions

After all this formalism, let's finally do an example. Our scattering region will be a hard sphere of radius a , with potential

$$V(r) = \begin{cases} \infty & r < a \\ 0 & r > a \end{cases}$$

Since the wavefunction vanishes inside the sphere and is continuous, this potential is equivalent to imposing the boundary condition $\psi(a) = 0$.

For $r > a$, the wavefunction can be decomposed in partial waves

$$\psi(r, \theta) = \sum_{l=0} R_l(r) P_l(\cos \theta)$$

where the radial wavefunction obeys the free Schrödinger equation

$$\left(\frac{d^2}{d\rho^2} - \frac{l(l+1)}{\rho^2} + 1 \right) (\rho R_l(\rho)) = 0 \quad (6.39)$$

where we're again using the coordinate $\rho = kr$. Solutions $R_l(\rho)$ to this equation are known as *spherical Bessel functions* and are denoted $j_l(\rho)$ and $n_l(\rho)$. They are important enough that we take some time to describe their properties.

An Aside: Spherical Bessel Functions

The solutions to (6.39) are given by *spherical Bessel functions*, $R_l(\rho) = j_l(\rho)$ and $R_l(\rho) = n_l(\rho)$, and can be written as⁶

$$j_l(\rho) = (-\rho)^l \left(\frac{1}{\rho} \frac{d}{d\rho} \right)^l \frac{\sin \rho}{\rho} \quad \text{and} \quad n_l(\rho) = -(-\rho)^l \left(\frac{1}{\rho} \frac{d}{d\rho} \right)^l \frac{\cos \rho}{\rho}$$

Note that $j_0(\rho) = \sin \rho / \rho$ and $n_0(\rho) = -\cos \rho / \rho$, so the solutions (6.28) for free spherical waves can be written as $R_0(\rho) = n_0(\rho) \pm i n_0(\rho)$.

⁶Proofs of this statement, together with the asymptotic expansions given below, can be found in the handout <http://www.damtp.cam.ac.uk/user/tong/aqm/bessel.pdf>.

In what follows, it will be useful to have the asymptotic form of j_l and n_l . They are given by

$$j_l(\rho) \rightarrow \frac{\sin(\rho - \frac{1}{2}l\pi)}{\rho} \quad \text{and} \quad n_l(\rho) \rightarrow -\frac{\cos(\rho - \frac{1}{2}l\pi)}{\rho} \quad \text{as } \rho \rightarrow \infty \quad (6.40)$$

We see that at large r , the spherical Bessel functions look more or less the same for all l , differing only by a phase. In particular, the combinations $j_l \pm in_l$ look essentially the same as the $l = 0$ spherical waves that we met in (6.28). However, the spherical Bessel functions differ as we come in towards the origin. In particular, close to $\rho = 0$ we have

$$j_l(\rho) \rightarrow \frac{\rho^l}{(2l+1)!!} \quad \text{and} \quad n_l(\rho) \rightarrow -(2l-1)!! \rho^{-(l+1)} \quad \text{as } \rho \rightarrow 0 \quad (6.41)$$

where $(2l+1)!! = 1 \cdot 3 \cdot 5 \cdots (2l+1)$ is the product of all odd numbers up to $2l+1$. Note that $j_l(\rho)$ is regular near the origin, while n_l diverges.

Before we proceed, it's worth seeing how we write the plane wave e^{ikz} in terms of spherical Bessel functions. We wrote the partial wave expansion (6.29) in terms of functions $u_l(\rho)$, whose asymptotic expansion was given in (6.32). This can be rewritten as

$$u_l(\rho) \rightarrow i^l \frac{\sin(\rho - \frac{1}{2}l\pi)}{\rho} \quad \text{as } \rho \rightarrow \infty$$

which tells us that we can identify the functions $u_l(\rho)$ as

$$u_l(\rho) = i^l j_l(\rho)$$

Back to the Hard Sphere

Returning to our hard sphere, the general solution for $r \geq a$ can be written in the form,

$$R_l(r) = A_l \left[\cos \alpha_l j_l(\rho) - \sin \alpha_l n_l(\rho) \right] \quad (6.42)$$

where, as before, $\rho = kr$. Here A_l and α_l are two integration constants which we will fix by the boundary condition. Because the Schrödinger equation is linear, nothing fixes the overall coefficient A_l . In contrast, the integration constant α_l will be fixed by the boundary conditions at $r = a$. Moreover, this integration constant turns out to be precisely the phase shift δ_l that we want to compute. To see this, we use the asymptotic form of the spherical Bessel functions (6.40) to find

$$R_l(r) \sim \frac{1}{\rho} \left[\cos \alpha_l \sin(\rho - \frac{1}{2}l\pi) + \sin \alpha_l \cos(\rho - \frac{1}{2}l\pi) \right] = \frac{1}{\rho} \sin(\rho - \frac{1}{2}l\pi + \alpha_l)$$

We can compare this to the expected asymptotic form (6.35) of the wavefunction

$$R_l(r) \sim \left[(-1)^{l+1} \frac{e^{-i\rho}}{\rho} + e^{2i\delta_l} \frac{e^{i\rho}}{\rho} \right] = \frac{e^{i\delta_l} e^{i\pi l/2}}{\rho} \left[-e^{-i(\rho+\delta_l-\pi l/2)} + e^{i(\rho+\delta_l-\pi l/2)} \right]$$

to see that, as a function of $\rho = kr$, the two expressions agree provided

$$\alpha_l = \delta_l$$

In other words, if we can figure out the integration constant α_l then we've found our sought-after phase shift.

The boundary condition imposed by the hard sphere is simply $R_l(a) = 0$. This tells us that

$$\cos \delta_l j_l(ka) = \sin \delta_l n_l(ka) \quad \Rightarrow \quad \tan \delta_l = \frac{j_l(ka)}{n_l(ka)}$$

This is the final result for this system. Now let's try to extract some physics from it.

First note that for the $l = 0$ s-wave, the phase shift is given by exactly by

$$\delta_0 = -ka$$

For small momenta, $ka \ll 1$, we can extract the behaviour of the higher l phase shifts from $\rho \rightarrow 0$ behaviour of the spherical Bessel functions (6.41). We have

$$\delta_l \approx -\frac{(ka)^{2l+1}}{(2l+1)!!(2l-1)!!}$$

We see that for low momentum the phase shifts decrease as l increases. This is to be expected: the higher l modes have to penetrate the repulsive angular momentum $\sim \hbar l(l+1)/r^2$. Classically, this would prohibit the low-momentum modes from reaching the sphere. Quantum mechanically, only the exponential tails of these modes reach $r = a$ which is why their scattering is suppressed.

For low momentum $ka \ll 1$, we now have all the information we need to compute the total cross-section. The sum (6.36) is dominated by the $l = 0$ s-wave, and given by

$$\sigma_T = 4\pi a^2 \left(1 + \mathcal{O}((ka)^4) \right)$$

This is a factor of 4 bigger than the classical, geometric result (6.21)

It's also possible to extract analytic results for the phase shifts at high momentum $ka \gg 1$. For this we need further properties of the spherical Bessel functions. Here we simply state the results. The phase shifts δ_l vary between 0 and 2π for $l \lesssim ka$. However, when $l > ka$, the phase shifts quickly drop to zero. The intuition behind this follows from the semi-classical analysis (6.38) which tells us that for $l \gg ka$, the impact parameter is $b \gg a$. This makes it unsurprising that no scattering takes place in this regime. It turns out that as $ka \rightarrow \infty$, the total cross-section becomes $\sigma_T \rightarrow 2\pi a^2$.

The Scattering Length

The low-momentum behaviour $\delta_l \sim (ka)^{2l+1}$ that we saw is common to all scattering potentials. It means that low-energy scattering is always dominated by the s-wave whose phase shift scales as

$$\delta_0 \sim -ka_s + \mathcal{O}(k^3) \quad (6.43)$$

The coefficient a_s is called the *scattering length*. As we have seen, for the hard sphere $a_s = a$, the radius of the sphere. At low energies, the total cross-section is always given by

$$\sigma_T \approx \sigma_0 \sim 4\pi a_s^2$$

The scattering length is a useful way to characterise the low-energy behaviour of a potential. As we will see in examples below, a_s can be positive or negative and can, at times, diverge.

6.2.6 Bound States

In this section we describe the effects of bound states on scattering. Such states only occur for attractive potentials, so we again take a sphere of radius a , but this time with potential

$$V(r) = \begin{cases} -V_0 & r < a \\ 0 & r > a \end{cases} \quad (6.44)$$

It will be useful to define the following notation

$$U(r) = \frac{2mV(r)}{\hbar^2} \quad \text{and} \quad \gamma^2 = \frac{2mV_0}{\hbar^2} \quad (6.45)$$

We'll start by focussing on the $l = 0$ s-wave. Outside the sphere, the wavefunction satisfies the usual free Schrödinger equation (6.27)

$$\left(\frac{d^2}{dr^2} + k^2 \right) (r\psi) = 0 \quad r > a$$

with general solution

$$\psi(r) = \frac{A \sin(kr + \delta_0)}{r} \quad r > a \quad (6.46)$$

The same argument that we made when discussing the hard sphere shows that the integration constant δ_0 is the phase shift that we want to calculate. We do so by matching the solution to the wavefunction inside the sphere, which satisfies

$$\left(\frac{d^2}{dr^2} + k^2 + \gamma^2 \right) (r\psi) = 0 \quad r < a$$

The requirement that the wavefunction is regular at the origin $r = 0$ picks the solution inside the sphere to be

$$\psi(r) = \frac{B \sin(\sqrt{k^2 + \gamma^2}r)}{r} \quad r < a \quad (6.47)$$

The solutions (6.46) and (6.47) must be patched at $r = a$ by requiring that both $\psi(a)$ and $\psi'(a)$ are continuous. We get the answer quickest if we combine these two and insist that ψ'/ψ is continuous at $r = a$, since this condition does not depend on the uninteresting integration constants A and B . A quick calculation shows that it is satisfied when

$$\frac{\tan(ka + \delta_0)}{ka} = \frac{\tan(\sqrt{k^2 + \gamma^2}a)}{\sqrt{k^2 + \gamma^2}a} \quad (6.48)$$

For very high momentum scattering, $k^2 \gg \gamma^2$, we have $\delta_0 \rightarrow 0$. This is to be expected: the energy of the particle is so large that it doesn't much care for the small, puny potential and there is no scattering.

Bound States and the Scattering Length

Things are more interesting at low energies, $k^2 \ll \gamma^2$ and $ka \ll 1$. We have

$$\frac{\tan(ka + \delta_0)}{ka} \approx \frac{\tan(\gamma a)}{\gamma a} \quad \Rightarrow \quad \frac{\tan(ka) + \tan(\delta_0)}{1 - \tan(ka) \tan(\delta_0)} \approx \frac{k}{\gamma} \tan(\gamma a)$$

Rearranging, we get

$$\tan \delta_0 = ka \left(\frac{\tan(\gamma a)}{\gamma a} - 1 \right) + \mathcal{O}(k^3) \quad (6.49)$$

If the phase shift δ_0 is small, then we can write $\tan \delta_0 \approx \delta_0$ and, from (6.43), read off the scattering length

$$a_s = a - \frac{\tan(\gamma a)}{\gamma} \quad (6.50)$$

Note that, for this approximation to hold, we need $ka_s \ll 1$, but the scattering length a_s exhibits somewhat surprising behaviour. For small γ , the scattering length is negative. This can be thought of as due to the attractive nature of the potential, which pulls the particle into the scattering region rather than repelling it. However, as γ is increased, the scattering length diverges to $-\infty$, before reappearing at $+\infty$. It continues this pattern, oscillating between $+\infty$ and $-\infty$. Our task is to understand why this striking behaviour is happening.

Before we proceed, note that all the calculations above also hold for repulsive potentials with $V_0 < 0$. In this case γ , defined in (6.45) is pure imaginary and the scattering length (6.50) becomes

$$a_s = a - \frac{\tanh(|\gamma|a)}{|\gamma|} \quad (V_0 < 0)$$

Now the scattering length is always positive. It increases monotonically from $a_s = 0$ when $\gamma = 0$, corresponding to no scattering, through to $a_s = a$ when $|\gamma| \rightarrow \infty$, which is our previous result for the hard-sphere. We see that whatever is causing the strange oscillations in (6.50) does not occur for the repulsive potential.

The key to the divergent behaviour of the scattering length lies in the bound states of the theory. It's a simple matter to construct $l = 0$ bound states. We solve the Schrödinger equation with the form

$$r\psi(r) = \begin{cases} A \sin(\sqrt{\gamma^2 - \lambda^2}r) & r < a \\ B e^{-\lambda r} & r > a \end{cases}$$

The two solutions have the same energy $E = -\hbar^2\lambda^2/2m$. Matching the logarithmic derivatives across $r = a$ gives

$$\tan(\sqrt{\gamma^2 - \lambda^2}a) = -\frac{\sqrt{\gamma^2 - \lambda^2}}{\lambda} \quad (6.51)$$

This structure of the solutions is similar to what we saw in Section 6.1.4. Indeed, if we write $q^2 = \gamma^2 - \lambda^2$, then these equations take the same form as (6.16) that describe odd-parity states in one-dimension. In particular, this means that if the potential is too shallow then no bound states exist. As γ gets larger, and the potential gets deeper, bound states start to appear. They first arise when $\lambda = 0$ and $\tan(\gamma a) = \infty$, so that

$$\gamma = \gamma_* = \left(n + \frac{1}{2}\right) \frac{\pi}{a} \quad \text{with} \quad n = 0, 1, \dots$$

This coincides with the values for which the scattering length (6.50) diverges. For γ slightly less than γ_* , the bound state has not yet appeared and the scattering length is very large and negative. For γ slightly greater than γ_* , the new state exists and is weakly bound, and the scattering length is large and positive. Meanwhile, when $\gamma = \gamma_*$, then there is a bound state which has energy $E = 0$. Such bound states are said to be “at threshold”.

The incoming wave has energy slightly above $E = 0$ and mixes strongly with the bound state – or almost bound state – with energy a little below $E = 0$. This is what gives rise to the divergence in the cross-section. Specifically, when there is a bound state exactly at threshold, $\tan \delta_0 \rightarrow \infty$ and so the phase shift is $\delta_0 = (n + \frac{1}{2})\pi$. (Note that at this point, we can no longer write $\delta_0 \approx -ka_s$ because a_s is diverging.) The s-wave cross-section saturates the unitarity bound (6.37)

$$\sigma_0 = \frac{4\pi}{k^2}$$

To understand why the formation of bound states gives rise to a divergent scattering length, we can look at the analytic structure of the S-matrix at finite k . We know from (6.48) that the phase shift is given by

$$\tan(ka + \delta_0) = \frac{k}{\sqrt{k^2 + \gamma^2}} \tan(\sqrt{k^2 + \gamma^2}a) \equiv f(k)$$

Rearranging, we get the s-wave component of the S-matrix

$$S_0(k) = e^{2i\delta_0} = e^{-2ika} \frac{1 + if(k)}{1 - if(k)}$$

The S-matrix has a pole at $f(k) = -i$, or for values of k such that

$$\tan(\sqrt{k^2 + \gamma^2}a) = \frac{\sqrt{k^2 + \gamma^2}}{ik} \quad (6.52)$$

This has no solutions for real k . However, it does have solutions along the positive imaginary k axis. If we set $k = i\lambda$, the equation (6.52) coincides with the condition for bound states (6.51).

Close to the pole, the S-matrix takes the form

$$S_0(k) = e^{2i\delta_0} = \frac{i\lambda + k}{i\lambda - k}$$

When the bound state approaches threshold, λ is small and this form is valid in the region $k = 0$. For $k \ll \lambda$, we can expand in k/λ to find $\delta_0 \approx -k/\lambda$, which tells us that we should indeed expect to see a divergent scattering length $a_s = 1/\lambda$.

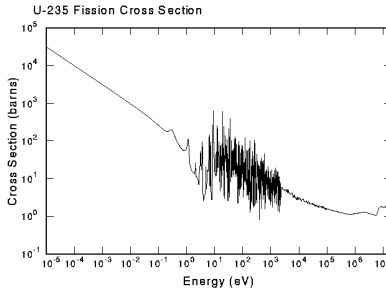


Figure 40: The cross-section for neutron scattering off U-235.

When neutrons scatter off large nuclei at low-energies they are very close to forming a threshold bound state. The total cross-section for neutron scattering off uranium 235 is shown in the figure⁷. You can see the large enhancement of the cross-section. This is partly due to the bound state, although it is complicated by the presence of a large number of resonances whose effects we'll discuss in the next section.

6.2.7 Resonances

We already met the idea of resonances in Section 6.1.5. These are unstable bound states, which appear as poles of the S-matrix in the lower-half complex plane. Here we see how these resonances affect scattering in 3d.

It's not hard to construct examples which exhibit resonances. Indeed, the attractive, spherical potential (6.44) which has bound states also exhibits resonances. These don't occur for s-waves, but only for higher l , where the effective potential includes an effective, repulsive angular momentum barrier. The algebra is not conceptually any more difficult than what we did above, but in practice rapidly becomes a blur of spherical Bessel functions.

Alternatively, we could look at the somewhat simpler example of a delta-function cage of the form $V(r) = V_0\delta(r - a)$, which is the obvious 3d generalisation of the example we looked at in Section 6.1.5 and has s-wave resonances.

Rather than getting bogged down in any of these details, here we focus on the features that are common to all these examples. In each case, the S-matrix has a pole. Thinking in terms of energy $E = \hbar^2 k^2 / 2m$, these poles occur at

$$E = E_0 - \frac{i\Gamma}{2}$$

⁷The data is taken from the [Los Alamos on-line nuclear information tour](#).

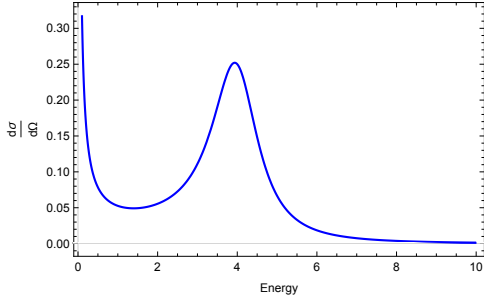


Figure 41: Distribution with $\Gamma^2 = 2\dots$

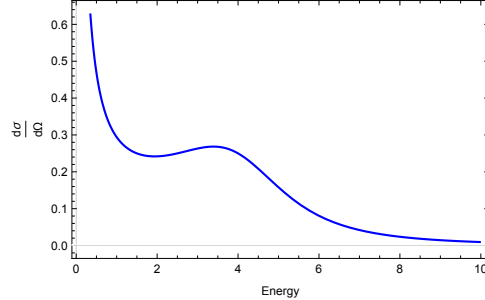


Figure 42: ...and with $\Gamma^2 = 15$

This is the same result (6.17) that we saw in our 1d example. Close to the pole, the S-matrix — which, by unitarity, is simply a phase — must take the form

$$S(E) = e^{2i\delta(E)} = e^{2i\theta(E)} \frac{E - E_0 - i\Gamma/2}{E - E_0 + i\Gamma/2} \quad (6.53)$$

Here $e^{2i\theta(E)}$ is the so-called continuum contribution; it is due to the usual, run-of-the-mill phase shift that arises from scattering off the potential. Here our interest is in the contributions that come specifically from the resonance, so we'll set $\theta = 0$. From (6.53), we have

$$\cos 2\delta = \frac{(E - E_0)^2 - \Gamma^2/4}{(E - E_0)^2 + \Gamma^2/4} \quad \Rightarrow \quad \sin^2 \delta = \frac{\Gamma^2}{4(E - E_0)^2 + \Gamma^2}$$

From this we can read off the contribution to the total cross-section using (6.36). If the pole occurs for a partial wave with angular momentum l , we have

$$\sigma_T \approx \frac{4\pi}{k^2} (2l + 1) \frac{\Gamma^2}{4(E - E_0)^2 + \Gamma^2}$$

This distribution is plotted in the figure, with $E_0 = 4$ and $\Gamma^2 = 2$ and 15. (Remember that there is an extra factor of E sitting in the k^2 in the formula above). It is called the *Breit-Wigner distribution*, or sometimes the *Lorentzian distribution* (although, strictly speaking, neither of these has the extra factor of $1/k^2$). It exhibits a clear peak at $E = E_0$, whose width is given by $\Gamma/2$. Comparing to our discussion in Section 6.1.5, we see that the lifetime of the resonance can be read off from the width of the peak: the narrower the peak, the longer lived the resonance.

The Breit-Wigner distribution is something of an iconic image in particle physics because this is the way that we discover new particles. To explain this fully would require us to move to the framework of quantum field theory, but we can get a sense

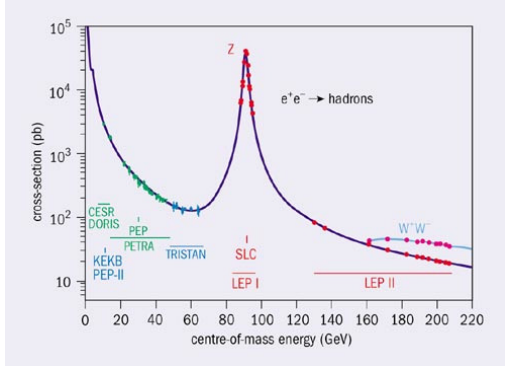


Figure 43: The cross-section for the Z-boson.

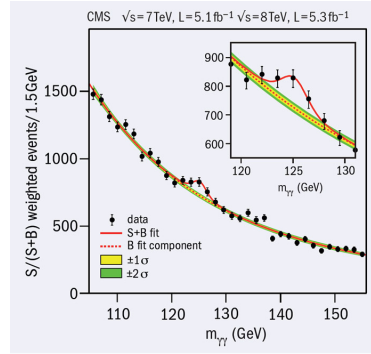


Figure 44: And for the Higgs boson.

for what’s going on from what we’ve seen above. The key fact is that most particles in Nature are not stable. The exceptions are the electron, the proton, neutrinos and photons. All other decay with some lifetime τ . When we collide known particles — typically electrons or protons — we can create new particles which, since they are unstable, show up as resonances. The energy E_0 corresponds to the mass of the new particle through $E_0 = mc^2$, while the lifetime is seen in the width, $\tau = 1/\Gamma$.

Two examples are shown in the figures. The left-hand figure shows the cross-section, now measured in pico-barns = $10^{-40} m^2$, for high-energy electron-positron scattering. We see a large resonance peak which sits at a centre of mass energy $E_0 \approx 91 GeV$ with width $\Gamma \approx 2.5 GeV$. Since we’re measuring the width in unit of energy, we need a factor of \hbar to convert to the lifetime

$$\tau = \frac{\hbar}{\Gamma}$$

Using $\hbar \approx 6.6 \times 10^{-16} eV$, we find the lifetime of the Z-boson to be $\tau \approx 3 \times 10^{-25} s$.

The right-hand figure shows the 2012 data from the discovery of the Higgs boson, with mass $E_0 \approx 125 GeV$. I should confess that the experiment doesn’t have the resolution to show the Breit-Wigner shape in this case. The best that can be extracted from this plot is a bound on the width of $\Gamma < 17 MeV$ or so, while the true width is predicted by theory to be $\Gamma \sim 4 MeV$.

6.3 The Lippmann-Schwinger Equation

So far, we’ve developed the machinery necessary to compute cross-sections, but our examples have been rather artificial. The interactions between particles do not look

like spherical potential wells or shells of delta-functions. Instead, they are smooth potentials $V(r)$, such as the Coulomb or Yukawa potentials. We would like to understand scattering in these more realistic settings.

In principle, this is straightforward: you simply need to solve the relevant Schrödinger equation, impose regularity at the origin, and then read off the appropriate phase shifts asymptotically. In practice, the solution to the Schrödinger equation is rarely known analytically. (A counterexample to this is the Coulomb potential which will be discussed in Section 6.4.) In this section, we present a different approach to scattering that makes use of Green's functions. This provides a platform to develop a perturbative approach to understanding scattering for potentials that we actually care about. Moreover, these Green's functions methods also have applications in other areas of physics.

Our starting point is the Schrödinger equation

$$\left[-\frac{\hbar^2}{2m}\nabla^2 + V(r) \right] \psi(\mathbf{r}) = E\psi(\mathbf{r}) \quad (6.54)$$

We'll briefly use a more formal description of this equation, in order to write the Lippmann-Schwinger equation in its most general form. We'll then revert back to the form (6.54) which, for the purposes of these lectures, is all we really care about. With this in mind, we write the Schrödinger equation as

$$(H_0 + V)|\psi\rangle = E|\psi\rangle$$

The idea here is that we've split the Hamiltonian up into a piece that is simple to solve – in this case $H_0 = -\hbar^2\nabla^2/2m$ – and a more complicated piece, V . Trivially re-arranging this equation gives

$$(E - H_0)|\psi\rangle = V|\psi\rangle \quad (6.55)$$

We can then formally re-arrange this equation once more to become

$$|\psi\rangle = |\phi\rangle + \frac{1}{E - H_0}V|\psi\rangle \quad (6.56)$$

Here $|\phi\rangle$ is a zero mode which obeys $H_0|\phi\rangle = E|\phi\rangle$. If (6.56) is multiplied by $E - H_0$ then the state $|\phi\rangle$ is annihilated and we get back to (6.55). However, the inverse quantum operator $(E - H_0)^{-1}$ is somewhat subtle and, as we will see below, there is very often an ambiguity in its definition. This ambiguity is resolved by writing this inverse operator as $(E - H_0 + i\epsilon)^{-1}$, and subsequently taking the limit $\epsilon \rightarrow 0^+$. We then write

$$|\psi\rangle = |\phi\rangle + \frac{1}{E - H_0 + i\epsilon}V|\psi\rangle \quad (6.57)$$

This is the *Lippmann-Schwinger equation*. It is not really a solution to the Schrödinger equation (6.54) since $|\psi\rangle$ appears on both sides. It is more a rewriting of the Schrödinger equation, but one which gives us a new way to move forward.

The Green's Function

Let's now write down the Lippmann-Schwinger equation for our Schrödinger equation (6.54). We want the inverse operator $(E - H_0)^{-1}$. But this is precisely what we call the Green's function G_0 . It obeys

$$\left(E + \frac{\hbar^2}{2m} \nabla^2\right) G_0(E; \mathbf{r}, \mathbf{r}') = \delta(\mathbf{r} - \mathbf{r}')$$

The formulae will be somewhat simpler if we scale out the factor $\hbar^2/2m$. We write

$$E = \frac{\hbar^2 k^2}{2m}$$

so that

$$(\nabla^2 + k^2) G_0(k; \mathbf{r}, \mathbf{r}') = \frac{2m}{\hbar^2} \delta(\mathbf{r} - \mathbf{r}') \quad (6.58)$$

We can solve for this Green's function using the Fourier transform. First, we note that translational invariance ensures that $G_0(k; \mathbf{r}, \mathbf{r}') = G_0(k; \mathbf{r} - \mathbf{r}')$. Then we define the Fourier transform

$$\tilde{G}_0(k; \mathbf{q}) = \int d^3x e^{-i\mathbf{q}\cdot\mathbf{x}} G_0(k; \mathbf{x}) \quad \Rightarrow \quad G_0(k; \mathbf{x}) = \int \frac{d^3q}{(2\pi)^3} e^{i\mathbf{q}\cdot\mathbf{x}} \tilde{G}_0(k; \mathbf{q})$$

Plugging this into our formula (6.58), we have

$$(-q^2 + k^2) \tilde{G}(k; \mathbf{q}) = \frac{2m}{\hbar^2} \quad \Rightarrow \quad \tilde{G}_0(k; \mathbf{q}) = -\frac{2m}{\hbar^2} \frac{1}{q^2 - k^2}$$

So it's simple to get the Green's function in momentum space. Now we must invert it. We have

$$G_0(k; \mathbf{x}) = -\frac{2m}{\hbar^2} \int \frac{d^3q}{(2\pi)^3} \frac{e^{i\mathbf{q}\cdot\mathbf{x}}}{q^2 - k^2}$$

Here we run into the ambiguity that we promised above. When we do the integral over \mathbf{q} , we run into a singularity whenever $q^2 = k^2$. To define the integral, when we integrate over $q = |\mathbf{q}|$, we should define a contour in the complex q plane which skips around the pole. We do this through the so-called “ $i\epsilon$ prescription” which, as the name suggests, replaces the integral with

$$G_0^+(k; \mathbf{x}) = -\frac{2m}{\hbar^2} \int \frac{d^3q}{(2\pi)^3} \frac{e^{i\mathbf{q}\cdot\mathbf{x}}}{q^2 - k^2 - i\epsilon}$$

Where we subsequently take $\epsilon \rightarrow 0^+$. This shifts the pole slightly off the real q axis.

The simplest way to do this integral is to go to polar coordinates for the q variable. We have

$$\begin{aligned} G_0^+(k; \mathbf{x}) &= -\frac{2m}{\hbar^2} \frac{1}{(2\pi)^3} \int_0^{2\pi} d\phi \int_{-1}^{+1} d(\cos\theta) \int_0^\infty dq \frac{q^2 e^{iqx \cos\theta}}{q^2 - k^2 - i\epsilon} \\ &= -\frac{2m}{\hbar^2} \frac{1}{(2\pi)^2} \int_0^\infty dq \frac{q}{ix} \frac{e^{iqx} - e^{-iqx}}{q^2 - k^2 - i\epsilon} \\ &= -\frac{2m}{\hbar^2} \frac{1}{(2\pi)^2} \frac{1}{ix} \int_{-\infty}^\infty dq \frac{qe^{iqx}}{(q - k - i\epsilon)(q + k + i\epsilon)} \end{aligned}$$

where we're allowed to factorise the denominator in this way, with $k > 0$, only because we're ultimately taking $\epsilon \rightarrow 0^+$. We can now complete the derivation by contour integral. Since $x > 0$, we can complete the contour in the upper half-plane, picking up the residue from the pole at $q = k + i\epsilon$. This gives our final answer,

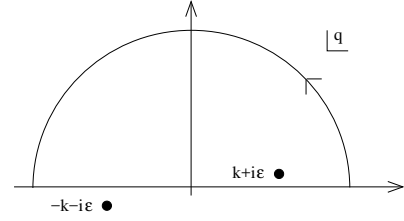


Figure 45:

$$G_0^+(k; \mathbf{r} - \mathbf{r}') = -\frac{2m}{\hbar^2} \frac{1}{4\pi} \frac{e^{+ik|\mathbf{r}-\mathbf{r}'|}}{|\mathbf{r} - \mathbf{r}'|} \quad (6.59)$$

Note that had we chosen to add $+i\epsilon$ rather than $-i\epsilon$ to the denominator, we would find the alternative Green's function $G_0^-(k; \mathbf{x}) \sim e^{-ikx}/4\pi x$. We will justify the choice of G_0^+ below.

Our Lippmann-Schwinger Equation

To finally write down the Lippmann-Schwinger equation, we need to determine the state $|\phi\rangle$ which is annihilated by $E - H_0$. But, for us, this is simply the plane wave solution

$$\phi(\mathbf{r}) = e^{i\mathbf{k}\cdot\mathbf{r}}$$

We can now write the formal Lippmann-Schwinger equation (6.57) in more concrete form. It becomes

$$\psi(k; \mathbf{r}) = e^{i\mathbf{k}\cdot\mathbf{r}} - \frac{2m}{\hbar^2} \int d^3r' \frac{e^{+ik|\mathbf{r}-\mathbf{r}'|}}{4\pi|\mathbf{r} - \mathbf{r}'|} V(\mathbf{r}')\psi(k; \mathbf{r}') \quad (6.60)$$

It is simple to check that acting on this equation with the operator $(\nabla^2 + k^2)$ indeed brings us back to the original Schrödinger equation (6.54). The Lippmann-Schwinger equation is an integral equation, a reformulation of the more familiar Schrödinger differential equation. It is not solution to the Schrödinger equation because we still have to figure out what ψ is. We'll offer a strategy for doing this in Section 6.3.1.

The equation (6.60) has a very natural interpretation. The first term is simply the ingoing wave with momentum $\hbar\mathbf{k}$. The second term is the scattered wave. Note that the factor $e^{ik|\mathbf{r}-\mathbf{r}'|}$ tells us that this wave is moving outwards from the point \mathbf{r}' . Had we instead chosen the Green's function G_0^- , we would have found a wave moving inwards from infinity of the form $e^{-ik|\mathbf{r}-\mathbf{r}'|}$. This is unphysical. This is the reason that we pick the $-i\epsilon$ prescription rather than $+i\epsilon$.

To make contact with our earlier discussion of scattering, we look at the asymptotic form of this outgoing wave at $r \rightarrow \infty$. For this to work, we'll assume that $V(r')$ has support only in some finite region. We can then take the limit $r \gg r'$ and expand

$$|\mathbf{r} - \mathbf{r}'| = \sqrt{r^2 - 2\mathbf{r} \cdot \mathbf{r}' + r'^2} \approx r - \frac{\mathbf{r} \cdot \mathbf{r}'}{r}$$

With $V(\mathbf{r}')$ localised within some region, it makes sense to perform this expansion inside the integral. In this approximation the Green's function (6.59) can be written as

$$G_0^+(k; \mathbf{r} - \mathbf{r}') \approx -\frac{2m}{\hbar^2} \frac{1}{4\pi} \frac{e^{+ikr}}{r} e^{-ik\hat{\mathbf{r}} \cdot \mathbf{r}'}$$

and the Lippmann-Schwinger equation then becomes

$$\psi(k; \mathbf{r}) \sim e^{i\mathbf{k} \cdot \mathbf{r}} - \frac{2m}{\hbar^2} \frac{1}{4\pi} \left[\int d^3r' e^{-ik\hat{\mathbf{r}} \cdot \mathbf{r}'} V(\mathbf{r}') \psi(k; \mathbf{r}') \right] \frac{e^{ikr}}{r}$$

Although we derived this by assuming that $V(\mathbf{r})$ has compact support, we can actually be a little more relaxed about this. The same result holds if we require that $V(r') \rightarrow 0$ suitably quickly as $r' \rightarrow \infty$. Any potential which falls off exponentially, or as a power-law $V(r) \sim 1/r^n$ with $n \geq 2$, can be treated in this way. Note, however, that this excludes the Coulomb potential. We will deal with this separately in Section 6.4.

If we set the ingoing wave to be along the z -axis, $\mathbf{k} = k\hat{\mathbf{z}}$, then this takes the asymptotic form (6.25) that we discussed previously

$$\psi(\mathbf{r}) \sim e^{ikz} + f(\theta, \phi) \frac{e^{ikr}}{r} \tag{6.61}$$

The upshot of this analysis is that we identify the scattering amplitude as

$$f(\theta, \phi) = -\frac{2m}{\hbar^2} \frac{1}{4\pi} \int d^3r' e^{-ik\hat{\mathbf{r}} \cdot \mathbf{r}'} V(\mathbf{r}') \psi(k; \mathbf{r}')$$

where θ and ϕ are the usual polar angles such that $\hat{\mathbf{r}} = (\sin\theta \cos\phi, \sin\theta \sin\phi, \cos\theta)$. This gives a simple way to compute the scattering amplitude, but only if we already know the form of the wavefunction $\psi(\mathbf{r}')$ in the scattering region where $V(\mathbf{r}') \neq 0$. Our next task is to figure out how to compute $\psi(\mathbf{r}')$.

An Equation for Bound States

Above we've focussed on scattering states with energy $E = \hbar^2 k^2 / 2m > 0$. However, it is not difficult to repeat everything for bound states with energy $E = -\hbar^2 \lambda^2 / 2m$. Indeed, in this case there is no ambiguity in the definition of the Green's function. We find that bound states must obey the integral equation

$$\psi(\mathbf{r}) = \frac{2m}{\hbar^2} \int d^3 r' \frac{e^{-\lambda|\mathbf{r}-\mathbf{r}'|}}{4\pi|\mathbf{r}-\mathbf{r}'|} V(\mathbf{r}') \psi(\mathbf{r}')$$

We won't attempt to solve this equation; instead our interest will focus on the Lippmann-Schwinger equation for scattering states (6.60).

6.3.1 The Born Approximation

In this section we describe a perturbative solution to the Lippmann-Schwinger equation,

$$\psi(k; \mathbf{r}) = e^{i\mathbf{k}\cdot\mathbf{r}} + \int d^3 r' G_0^+(k; \mathbf{r} - \mathbf{r}') V(\mathbf{r}') \psi(k; \mathbf{r}') \quad (6.62)$$

This solution is known as the *Born series*.

We write ψ as a series expansion

$$\psi(\mathbf{r}) = \sum_{n=0}^{\infty} \phi_n(\mathbf{r}) \quad (6.63)$$

where we take the leading term to be the plane wave

$$\phi_0(\mathbf{r}) = e^{i\mathbf{k}\cdot\mathbf{r}}$$

This series solves (6.62) if the ϕ_n obey the recursion relation

$$\phi_{n+1}(\mathbf{r}) = \int d^3 r' G_0^+(k; \mathbf{r} - \mathbf{r}') V(\mathbf{r}') \phi_n(\mathbf{r}')$$

We will not be very precise here about the convergent properties of this series. Roughly speaking, things will work nicely if the potential V is small, so each successive term is smaller than those preceding it.

The *Born approximation* consists of taking just the leading order term ϕ_1 in this expansion. (Strictly speaking this is the first Born approximation; the n^{th} Born approximation consists of truncating the series at the n^{th} term.) This is

$$\psi(\mathbf{r}) = e^{i\mathbf{k}\cdot\mathbf{r}} - \frac{2m}{\hbar^2} \frac{1}{4\pi} \left[\int d^3 r' e^{i\mathbf{q}\cdot\mathbf{r}'} V(\mathbf{r}') \right] \frac{e^{i\mathbf{k}\cdot\mathbf{r}}}{r} \quad (6.64)$$

where

$$\mathbf{q} = \mathbf{k} - k\hat{\mathbf{r}}$$

can be thought of as the momentum transferred from the incoming wave to the outgoing wave. With this in mind, it's traditional to define the momentum of the outgoing wave to be

$$\mathbf{k}' = k\hat{\mathbf{r}}$$

so that $\mathbf{q} = \mathbf{k} - \mathbf{k}'$. Comparing the Born approximation (6.64) to the asymptotic form (6.61), we see that the scattering amplitude is simply the Fourier transform of the potential,

$$f(\theta, \phi) \approx f_0(\theta, \phi) = -\frac{2m}{\hbar^2} \frac{1}{4\pi} \left[\int d^3r' e^{i\mathbf{q}\cdot\mathbf{r}'} V(\mathbf{r}') \right] \equiv -\frac{m}{2\pi\hbar^2} \tilde{V}(\mathbf{q})$$

Note that the scattering amplitude is a function of θ and ϕ , but these variables are somewhat hidden on the notation of the right-hand side. They're sitting in the definition of \mathbf{q} , with $\mathbf{k} \cdot \mathbf{k}' = k^2 \cos \theta$, and the variable ϕ determining the relative orientation as shown in the figure. As we've seen before, for a central potential $V(\mathbf{r}) = V(r)$, the resulting scattering amplitude will be independent of ϕ . Because the angular variables are somewhat disguised, the scattering amplitude is sometimes written as $f(\mathbf{k}, \mathbf{k}')$ instead of $f(\theta, \phi)$. Indeed, we'll adopt this notation in Section 6.5.

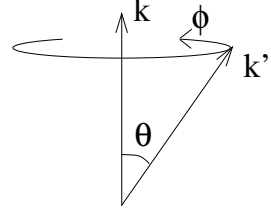


Figure 46:

Finally, the cross-section in the Born approximation is simply

$$\frac{d\sigma}{d\Omega} \approx |f_0|^2 = \left(\frac{m}{2\pi\hbar^2} \right)^2 |\tilde{V}(\mathbf{q})|^2 \quad (6.65)$$

There's some physics in this simple formula. Suppose that your potential has some short-distance structure on scales $\sim L$. Then the Fourier transform $\tilde{V}(\mathbf{q})$ is only sensitive to this when the momentum transfer is of order $q \sim 1/L$. This is a manifestation of the uncertainty principle: if you want to probe short distance physics, you need high momentum transfer.

6.3.2 The Yukawa Potential and the Coulomb Potential

At long distances, the strong nuclear force between, say, a proton and a neutron is well modelled by the Yukawa potential

$$V(r) = \frac{Ae^{-\mu r}}{r}$$

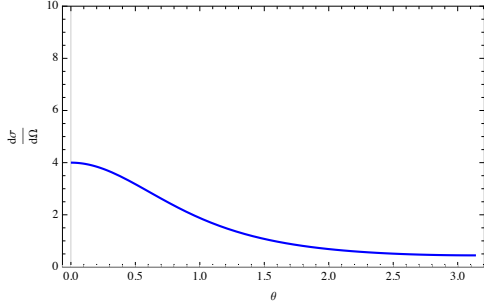


Figure 47: The cross-section for the Yukawa potential...

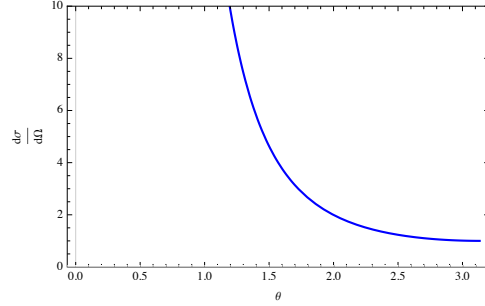


Figure 48: ...and for the Coulomb potential.

where $1/\mu$ is said to be the *range of the force*. We can compute the Fourier transform using the same kind of contour methods that we used in the previous section. We have

$$\tilde{V}(\mathbf{q}) = \frac{4\pi A}{q^2 + \mu^2}$$

Writing this in terms of the scattering angle θ , we recall that $\mathbf{q} = \mathbf{k} - \mathbf{k}'$ with $\mathbf{k}' = k\hat{\mathbf{r}}$, so that

$$q^2 = 2k^2 - 2\mathbf{k} \cdot \mathbf{k}' = 2k^2(1 - \cos\theta) = 4k^2 \sin^2(\theta/2)$$

If we translate from momentum k to energy $E = \hbar^2 k^2 / 2m$, then from (6.65), we have the leading order contribution to the cross-section for the Yukawa potential given by

$$\frac{d\sigma}{d\Omega} = \left(\frac{2Am}{\hbar^2 \mu^2 + 8mE \sin^2(\theta/2)} \right)^2 \quad (6.66)$$

This is shown in the left-hand figure (for values $A = m = \hbar\mu = 1$ and $E = 1/4$).

An Attempt at Rutherford Scattering

It's tempting to look at what happens when $\mu \rightarrow 0$, so that the Yukawa force becomes the Coulomb force. For example, for electron-electron or proton-proton scattering, the strength of the Coulomb force is $A = e^2/4\pi\epsilon_0$. In this case, the cross-section (6.66) becomes,

$$\frac{d\sigma}{d\Omega} = \left(\frac{A}{4E} \right)^2 \frac{1}{\sin^4(\theta/2)} \quad (6.67)$$

This is shown in the right-hand figure (with the same values). Note that there is an enhancement of the cross-section at all scattering angles, but a divergence at forward scattering.

Rather remarkably, the quantum result (6.67) agrees with the classical cross-section that we found in (6.22)! This is a surprise and is special to the Coulomb potential. Rutherford was certainly a great scientist but, like many other great scientists before him, he had his fair share of luck.

In fact, Rutherford's luck ran deeper than you might think. It turns out that the Born approximation is valid for the Yukawa potential in certain regimes, but is never valid for the Coulomb potential! The difficulty stems from the long range nature of the Coulomb force which means that the plane wave solutions $\phi_0 \sim e^{i\mathbf{k}\cdot\mathbf{r}}$ are never really good approximations to the asymptotic states. We will describe the correct treatment of the Coulomb potential in Section 6.4 where we will see that, although our approximation wasn't valid, the result (6.67) is correct after all.

6.3.3 The Born Expansion

One can continue the Born expansion to higher orders. In compressed notation, the solution (6.63) takes the form

$$\psi = \phi_0 + \int G_0^+ V \phi_0 + \int \int G_0^+ V G_0^+ V \phi_0 + \int \int \int G_0^+ V G_0^+ V G_0^+ V \phi_0 + \dots$$

This has a natural interpretation. The first term describes the incident plane wave which doesn't scatter at all. The second term describes the wave scattering once off the potential, before propagating by G_0^+ to the asymptotic regime. The third term describes the wave scattering off the potential, propagating some distance by G_0^+ and then scattering for a second time before leaving the region with the potential. In general, the term with n copies of V should be thought of as the wave scattering n times from the potential region.

There's a useful diagrammatic way to write the resulting scattering amplitude. It is given by

$$f(\mathbf{k}, \mathbf{k}') = \begin{array}{c} \nearrow k' \\ \bullet \\ \nwarrow k \\ \uparrow k'-k \\ \bullet \end{array} + \begin{array}{c} \nearrow k' \\ \bullet \\ \leftarrow q \\ \bullet \\ \nwarrow k \\ \bullet \\ \uparrow q-k \\ \bullet \end{array} + \begin{array}{c} \nearrow k' \\ \bullet \\ \leftarrow q' \\ \bullet \\ \leftarrow q \\ \bullet \\ \nwarrow k \\ \bullet \\ \uparrow q-k \\ \bullet \end{array} + \dots$$

Each diagram is shorthand for an integral. Every black dot describes an insertion

$$\begin{array}{c} \uparrow \\ \bullet \\ \uparrow \end{array} = \tilde{U}(\mathbf{p})$$

while each line describes an insertion of

$$\bullet \leftarrow \overset{\mathbf{q}}{\bullet} = \frac{-1}{q^2 - k^2 - i\epsilon}$$

Meanwhile, for each internal line we include the integral

$$-\frac{1}{4\pi} \int \frac{d^3q}{(2\pi)^3}$$

Although we're dealing with wave scattering, it's tempting to think of the lines as describing the trajectory of a particle. Indeed, this diagrammatic picture is a precursor to Feynman diagrams that occur in quantum field theory, where there's a much closer connection to the underlying particles.

6.4 Rutherford Scattering

“How can a fellow sit down at a table and calculate something that would take me – me – six months to measure in a laboratory?”

Ernest Rutherford

Historically, some of the most important scattering problems in particle physics involved the Coulomb potential. This is the problem of Rutherford scattering. Yet, as we mentioned above, none of the techniques that we've mentioned so far are valid for the Coulomb potential. This is mitigated somewhat by the fact that we get the right answer whether we work classically (6.22) or using the Born approximation (6.67). Nonetheless, this is a little unsatisfactory. After all, how do we know that this is the right answer!

Here we show how to do Rutherford scattering properly. We want to solve the Schrödinger equation

$$\left(-\frac{\hbar^2}{2m} \nabla^2 + \frac{A}{r} \right) \psi(\mathbf{r}) = E\psi(\mathbf{r})$$

where $A > 0$ for repulsive interactions and $A < 0$ for attractive interactions. It will prove useful to rewrite this as

$$\left(\nabla^2 + k^2 - \frac{2\gamma k}{r} \right) \psi(\mathbf{r}) = 0 \tag{6.68}$$

where, as usual, $E = \hbar^2 k^2 / 2m$ while $\gamma = mA / \hbar^2 k$ is a dimensional parameter which characterises the strength of the Coulomb force.

The Asymptotic Form of the Wavefunction

Let's start by understanding what the wavefunctions look like asymptotically. Repeating the analysis of Section 6.2.3, the radial wavefunction $R_l(r)$ satisfies

$$\left(\frac{d^2}{dr^2} + \frac{2}{r} \frac{d}{dr} + k^2 - \frac{l(l+1)}{r^2} - \frac{2\gamma k}{r} \right) R_l(r) = 0$$

Already here we can see what the issue is. At large distances, $r \rightarrow \infty$, the Coulomb force is more important than the angular momentum barrier. We saw in previous sections that when $\gamma = 0$, the asymptotic form of the wavefunction is given by $R_l(r) = e^{\pm ikr}/r$ regardless of the value of l . However, when $\gamma \neq 0$ we have to revisit this conclusion.

With the previous solution in mind, we will look for solutions which asymptotically take the form

$$R_l(r) \sim \frac{e^{\pm ikr + g(r)}}{r}$$

for some function $g(r)$. Inserting this ansatz, we find that $g(r)$ must satisfy

$$\frac{d^2 g}{dr^2} + \left(\frac{dg}{dr} \right)^2 \pm 2ik \frac{dg}{dr} = \frac{2\gamma k}{r}$$

But, for now, we care only about the asymptotic expression where the left-hand side is dominated by the last term. We then have

$$\pm i \frac{dg}{dr} = \frac{\gamma}{r} \quad \text{as } r \rightarrow \infty$$

which is solved, up to some constant, by $g = \mp i\gamma \log(kr)$. Clearly this diverges as $r \rightarrow \infty$ and so should be included in the asymptotic form. We learn that asymptotically the radial wavefunctions take the form

$$R_l(r) \sim \frac{e^{\pm i(kr - \gamma \log(kr))}}{r}$$

This extra logarithm in the phase of the wavefunction means that the whole framework we described previously needs adjusting.

Note that this same analysis tells us that our previous formalism for scattering works fine for any potential $V(r) \sim 1/r^n$ with $n \geq 2$. It is just the long-range Coulomb potential that needs special treatment.

6.4.1 The Scattering Amplitude

To compute the amplitude for Rutherford scattering, we don't need any new conceptual ideas. But we do need to invoke some technical results about special functions. This is because the solution to the Schrödinger equation (6.68) can be written as

$$\psi(\mathbf{r}) = e^{i\mathbf{k}\cdot\mathbf{r}} e^{-\pi\gamma/2} \Gamma(1+i\gamma) {}_1F_1(-i\gamma; 1; i(kr - \mathbf{k}\cdot\mathbf{r}))$$

where ${}_1F_1(a; b; w)$ is the confluent hypergeometric function, defined by the series expansion

$${}_1F_1(a; b; w) = 1 + \frac{a}{b}w + \frac{a(a+1)}{b(b+1)} \frac{w^2}{2!} + \frac{a(a+1)(a+2)}{b(b+1)(b+2)} \frac{w^3}{3!} + \dots$$

We won't prove that this is a solution to the Schrödinger equation. Moreover, the only fact we'll need about the hypergeometric function is its expansion for large $|w|$. For our solution, this is an expansion in $1/(kr - \mathbf{k}\cdot\mathbf{r})$ and so is valid at large distance, but not along the direction of the incident beam \mathbf{k} . If we take $\mathbf{k} = k\hat{\mathbf{z}}$, we have

$$\psi(\mathbf{r}) \sim e^{ikz+i\gamma\log(k(r-z))} - \frac{\gamma}{k(r-z)} \frac{\Gamma(1+i\gamma)}{\Gamma(1-i\gamma)} e^{ikr-i\gamma\log(k(r-z))} + \dots$$

where the $+\dots$ are corrections to both terms which are suppressed by $1/k(r-z)$. This is now very similar to our usual asymptotic form (6.61), but with the corrected phases. The first term describes the ingoing wave, the second term the scattered outgoing wave. We can therefore write

$$\psi(\mathbf{r}) \sim e^{ikz+i\gamma\log(k(r-z))} + f(\theta) \frac{e^{ikz-i\gamma\log(k(r-z))}}{r}$$

where the scattering amplitude is given by

$$f(\theta) = -\frac{\gamma}{k} \frac{\Gamma(1+i\gamma)}{\Gamma(1-i\gamma)} \frac{r}{r-z} = -\frac{\gamma}{2k} \frac{\Gamma(1+i\gamma)}{\Gamma(1-i\gamma)} \frac{1}{\sin^2(\theta/2)} \quad (6.69)$$

We learn that the cross-section is

$$\frac{d\sigma}{d\Omega} = |f(\theta)|^2 = \left(\frac{mA}{2\hbar^2 k^2} \right)^2 \frac{1}{\sin^4(\theta/2)}$$

This is the same result as we saw using the invalid Born approximation (6.67) and the same result that we saw from a classical analysis (6.22). This shouldn't give you the wrong idea. In most situations if you use the wrong method you will get the wrong answer! The Coulomb potential is an exception.

Recovering the Hydrogen Atom

There's a rather nice exercise we can do with the scattering amplitude (6.69). When $\gamma < 0$, the Coulomb potential is attractive and has bound states. Moreover, these bound states are simply those of the hydrogen atom that we met in our first course on quantum mechanics. From our earlier analysis, we should be able to recover this from the poles in the scattering amplitude.

These arise from the gamma function $\Gamma(z)$ which has no zeros, but has poles at $z = 0, -1, -2, \dots$. The scattering amplitude therefore has poles when

$$1 + i\gamma = -(n - 1) \quad \Rightarrow \quad k = -i \frac{mA}{\hbar^2} \frac{1}{n} \quad \text{with } n = 1, 2, 3, \dots$$

For an attractive potential with $A < 0$, these poles lie along the positive imaginary k -axis, as they should. We see that they correspond to bound states with energy

$$E_n = \frac{\hbar^2 k^2}{2m} = -\frac{mA^2}{2\hbar^2} \frac{1}{n^2}$$

This, of course, is the familiar spectrum of the hydrogen atom.

6.5 Scattering Off a Lattice

Finally, we come to an important question: how do we know that solids are made of lattices? The answer, of course, is scattering. Firing a beam of particles — whether neutrons, electrons or photons in the X-ray spectrum — at the solid reveals a characteristic diffraction pattern. Our goal here is to understand this within the general context of scattering theory.

Our starting point is the standard asymptotic expression describing a wave scattering off a central potential, localised around the origin,

$$\psi(\mathbf{r}) \sim e^{i\mathbf{k}\cdot\mathbf{r}} + f(\mathbf{k}; \mathbf{k}') \frac{e^{ikr}}{r} \tag{6.70}$$

Here we're using the notation, introduced in earlier sections, of the scattered momentum

$$\mathbf{k}' = k\hat{\mathbf{r}}$$

The idea here is that if you sit far away in the direction $\hat{\mathbf{r}}$, you will effectively see a wave with momentum \mathbf{k}' . We therefore write $f(\mathbf{k}, \mathbf{k}')$ to mean the same thing as $f(k; \theta, \phi)$.

Suppose now that the wave scatters off a potential which is localised at some other position, $\mathbf{r} = \mathbf{R}$. Then the equation (6.70) becomes

$$\psi(\mathbf{r}) \sim e^{i\mathbf{k}\cdot(\mathbf{r}-\mathbf{R})} + f(\mathbf{k}, \mathbf{k}') \frac{e^{ik|\mathbf{r}-\mathbf{R}|}}{|\mathbf{r}-\mathbf{R}|}$$

For $r \rightarrow \infty$, we can expand

$$|\mathbf{r} - \mathbf{R}| = \sqrt{r^2 + R^2 - 2\mathbf{r} \cdot \mathbf{R}} \approx r \sqrt{1 - 2\mathbf{r} \cdot \mathbf{R}/r^2} \approx r - \hat{\mathbf{r}} \cdot \mathbf{R}$$

We then have

$$\psi(\mathbf{r}) \sim e^{-i\mathbf{k}\cdot\mathbf{R}} \left[e^{i\mathbf{k}\cdot\mathbf{r}} + f(\mathbf{k}, \mathbf{k}') e^{-i(\mathbf{k}'-\mathbf{k})\cdot\mathbf{R}} \frac{e^{ikr}}{r} \right] \quad (6.71)$$

The overall factor is unimportant, since our interest lies in the phase shift between the incident wave and the scattered wave. We see that we get an effective scattering amplitude

$$f_{\mathbf{R}}(\mathbf{k}; \hat{\mathbf{r}}) = f(\mathbf{k}, \mathbf{k}') e^{i\mathbf{q}\cdot\mathbf{R}}$$

where we have defined the transferred momentum

$$\mathbf{q} = \mathbf{k} - \mathbf{k}'$$

Now let's turn to a lattice of points Λ . Ignoring multiple scatterings, the amplitude is simply the sum of the amplitudes from each lattice point

$$f_{\Lambda}(\mathbf{k}, \mathbf{k}') = f(\mathbf{k}, \mathbf{k}') \sum_{\mathbf{R} \in \Lambda} e^{i\mathbf{q}\cdot\mathbf{R}} \quad (6.72)$$

The sum $\Delta(\mathbf{q}) = \sum_{\mathbf{R} \in \Lambda} e^{i\mathbf{q}\cdot\mathbf{R}}$ has the nice property that it vanishes unless \mathbf{q} lies in the reciprocal lattice Λ^* . This is simple to see: since we have an infinite lattice it must be true that, for any vector $\mathbf{R}_0 \in \Lambda$,

$$\Delta(\mathbf{q}) \equiv \sum_{\mathbf{R} \in \Lambda} e^{i\mathbf{q}\cdot\mathbf{R}} = \sum_{\mathbf{R} \in \Lambda} e^{i\mathbf{q}\cdot(\mathbf{R}-\mathbf{R}_0)} = e^{-i\mathbf{q}\cdot\mathbf{R}_0} \Delta(\mathbf{q})$$

This means that either $e^{-i\mathbf{q}\cdot\mathbf{R}_0} = 1$ or $\Delta(\mathbf{q}) = 0$. The former result is equivalent to the statement that $\mathbf{q} \in \Lambda^*$. More generally,

$$\sum_{\mathbf{R} \in \Lambda} e^{i\mathbf{q}\cdot\mathbf{R}} \equiv \Delta(\mathbf{q}) = V^* \sum_{\mathbf{Q} \in \Lambda^*} \delta(\mathbf{q} - \mathbf{Q}) \quad (6.73)$$

where V^* is the volume of the unit cell of Λ^* . We see that $\Delta(\mathbf{q})$ is very strongly (formally, infinitely) peaked on the reciprocal lattice. (We met this same sum when discussing lattices in [Lectures on Solid State Physics](#).)

The upshot of this discussion is a lovely result: there is scattering from a lattice if and only if

$$\mathbf{k} - \mathbf{k}' \in \Lambda^* \quad (6.74)$$

This is known as the *Laue condition*. If the scattered momentum does not satisfy this condition, then the interference between all the different scattering sites results in a vanishing wave. Only when the Laue condition is obeyed is this interference constructive.

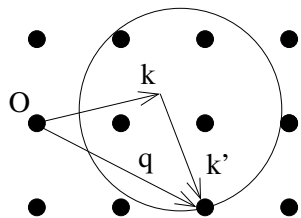


Figure 49: The Ewald sphere.




Figure 50: Salt.

Alternatively, the Laue condition can be viewed as momentum conservation, with the intuition that the lattice can only absorb momentum in Λ^* .

Solutions to the Laue condition are not generic. If you take a lattice with a fixed orientation and fire a beam with fixed \mathbf{k} , chances are that there are no solutions to (6.74). To see this, consider the reciprocal lattice as shown in the left-hand panel of the figure. From the tip of \mathbf{k} draw a sphere of radius k . This is sometimes known as the *Ewald sphere* and its surface gives the possible transferred momenta $\mathbf{q} = \mathbf{k} - \mathbf{k}'$. There is scattering only if this surface passes through a point on the reciprocal lattice.

To get scattering, we must therefore either find a way to vary the incoming momentum \mathbf{k} , or find a way to vary the orientation of the lattice. But when this is achieved, the outgoing photons $\mathbf{k}' = k\hat{\mathbf{r}}$ sit only at very specific positions. In this way, we get to literally take a photograph of the reciprocal lattice! The resulting diffraction pattern for salt (*NaCl*) which has a cubic lattice structure is shown in the right-hand panel. The four-fold symmetry of the reciprocal lattice is clearly visible.

6.5.1 The Bragg Condition

There is an equivalent phrasing of the Laue condition in real space. Suppose that the momentum vectors obey

$$\mathbf{k} - \mathbf{k}' = \mathbf{Q} \in \Lambda^*$$

Since \mathbf{Q} is a lattice vector, so too is $n\mathbf{Q}$ for all $n \in \mathbf{Z}$. Suppose that \mathbf{Q} is minimal, so that $n\mathbf{Q}$ is not a lattice vector for any $n < 1$. Defining the angle θ by $\mathbf{k} \cdot \mathbf{k}' = k^2 \cos \theta$, we can take the square of the equation above to get

$$2k^2(1 - \cos \theta) = 4k^2 \sin^2(\theta/2) = Q^2 \quad \Rightarrow \quad 2k \sin(\theta/2) = Q$$



Figure 51: A quasi-crystal.

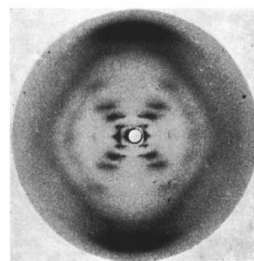


Figure 52: DNA, Photograph 51.

We can massage this further. The vector $\mathbf{Q} \in \Lambda^*$ defines a set of parallel planes in Λ . Known as *Bragg planes*, these are labelled by an integer n and defined by those $\mathbf{a} \in \Lambda$ which obey $\mathbf{a} \cdot \mathbf{Q} = 2\pi n$. The distance between successive planes is

$$d = \frac{2\pi}{Q}$$

Furthermore, the wavevector k corresponds to a wavelength $\lambda = 2\pi/k$. We learn that the Laue condition can be written as the requirement that

$$\lambda = 2d \sin(\theta/2)$$

Repeating this argument for vectors $n\mathbf{Q}$ with $n \in \mathbf{Z}$, we get

$$n\lambda = 2d \sin(\theta/2)$$

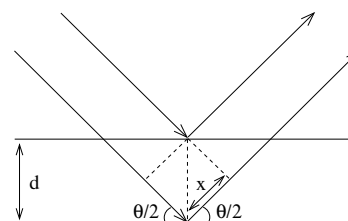


Figure 53:

This is the Bragg condition. It has a simple interpretation. For $n = 1$, we assume that the wave scatters off two consecutive planes of the lattice, as shown figure. The wave which hits the lower plane travels an extra distance of $2x = 2d \sin(\theta/2)$. The Bragg condition requires this extra distance to coincide with the wavelength of light. In other words, it is the statement that waves reflecting off consecutive planes interfere constructively.

The Bragg condition gives us licence to think about scattering of light off planes in the lattice, rather than individual lattice sites. Moreover, it tells us that the wavelength of light should be comparable to the atomic separation in the crystal. This means x-rays. The technique of x-ray crystallography was pioneered by Max von Laue, who won the 1914 Nobel prize. The Bragg law was developed by William Bragg, a fellow of Trinity and director of the Cavendish. He shared the 1915 Nobel prize in physics with his father, also William Bragg, for their development of crystallographic techniques.

X-ray crystallography remains the most important technique to determine the structure of materials. Two examples of historical interest are shown in the figures. The picture on the left is something of an enigma since it has five-fold symmetry. Yet there are no Bravais lattices with this symmetry! The diffraction picture is revealing a *quasi-crystal*, an ordered but non-periodic crystal. The image on the right was taken by Rosalind Franklin and is known as “photograph 51”. It provided a major, and somewhat controversial, hint to Crick and Watson in their discovery of the structure of DNA.

6.5.2 The Structure Factor

Many crystals are described by a repeating ground of atoms, which each group sits on an underlying Bravais lattice Λ . The atoms in the group are displaced from the vertex of the Bravais lattice by a vector \mathbf{d}_i . We saw several examples of this in the [Lectures on Solid State Physics](#). In such a situation, the scattering amplitude (6.72) is replaced by

$$f_{\text{lattice}}(\mathbf{k}, \mathbf{k}') = \Delta(\mathbf{q}) S(\mathbf{q})$$

where

$$S(\mathbf{q}) = \sum_i f_i(\mathbf{k}, \mathbf{k}') e^{i\mathbf{q} \cdot \mathbf{d}_i}$$

We have allowed for the possibility that each atom in the basis has a different scattering amplitude $f_i(\mathbf{k}, \mathbf{k}')$. The function $S(\mathbf{q})$ is called the *geometric structure factor*.

An Example: BCC Lattice

As an example, consider the BCC lattice viewed as a simple cubic lattice of size a , with two basis vectors sitting at $\mathbf{d}_1 = 0$ and $\mathbf{d}_2 = \frac{a}{2}(1, 1, 1)$. If we take the atoms on the points \mathbf{d}_1 and \mathbf{d}_2 to be identical, then the associated scattering amplitudes are also equal: $f_1 = f_2 = f$.

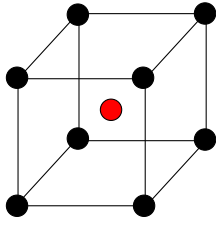


Figure 54: A BCC lattice as cubic lattice + basis.

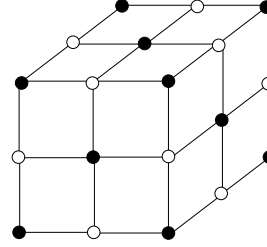


Figure 55: The reciprocal as a cubic lattice minus a basis.

We know that the scattering amplitude is non-vanishing only if the transferred momentum \mathbf{q} lies on the reciprocal lattice, meaning

$$\mathbf{q} = \frac{2\pi}{a}(n_1, n_2, n_3) \quad n_i \in \mathbf{Z}$$

This then gives the structure factor

$$\begin{aligned} S(\mathbf{q}) &= f(e^{i\mathbf{q}\cdot\mathbf{d}_1} + e^{i\mathbf{q}\cdot\mathbf{d}_2}) \\ &= f(1 + e^{i\pi\sum_i n_i}) = \begin{cases} 2 & \sum n_i \text{ even} \\ 0 & \sum n_i \text{ odd} \end{cases} \end{aligned}$$

We see that not all points in the reciprocal lattice Λ^* contribute. If we draw the reciprocal, simple cubic lattice and delete the odd points, as shown in the right-hand figure, we find ourselves left with a FCC lattice. (Admittedly, the perspective in the figure isn't great.) But this is exactly what we expect since it is the reciprocal of the BCC lattice.

Another Example: Diamond

A diamond lattice consists of two, interlaced FCC lattices with basis vectors $\mathbf{d}_1 = 0$ and $\mathbf{d}_2 = \frac{a}{4}(1, 1, 1)$. An FCC lattice has reciprocal lattice vectors $\mathbf{b}_1 = \frac{2\pi}{a}(-1, 1, 1)$, $\mathbf{b}_2 = \frac{2\pi}{a}(1, -1, 1)$ and $\mathbf{b}_3 = \frac{2\pi}{a}(1, 1, -1)$. For $\mathbf{q} = \sum_i n_i \mathbf{b}_i$, the structure factor is

$$S(\mathbf{q}) = f(1 + e^{i(\pi/2)\sum_i n_i}) = \begin{cases} 2 & \sum n_i = 0 \pmod{4} \\ 1 + i & \sum n_i = 1 \pmod{4} \\ 0 & \sum n_i = 2 \pmod{4} \\ 1 - i & \sum n_i = 3 \pmod{4} \end{cases}$$

6.5.3 The Debye-Waller Factor

So far, we've treated the lattice as a fixed, unmoving object. But this is not realistic: the underlying atoms can move. We would like to know what effect this has on the scattering off a lattice.

Let's return to our result (6.72) for the scattering amplitude off a Bravais lattice Λ ,

$$f_{\Lambda}(\mathbf{k}, \mathbf{k}') = f(\mathbf{k}, \mathbf{k}') \sum_n e^{i\mathbf{q}\cdot\mathbf{R}_n}$$

where $f(\mathbf{k}, \mathbf{k}')$ is the amplitude for scattering from each site, $\mathbf{q} = \mathbf{k} - \mathbf{k}'$, and $\mathbf{R}_n \in \Lambda$. Since the atoms can move, the position R_n are no longer fixed. We should replace

$$R_n \rightarrow R_n + \mathbf{u}_n(t)$$

where \mathbf{u}_n describes the deviation of the lattice from equilibrium. In general, this deviation could arise from either thermal effects or quantum effects. In keeping with the theme of these lectures, we will restrict to the latter. But this is conceptually interesting: it means that the scattering amplitude includes the factor

$$\tilde{\Delta}(\mathbf{q}) = \sum_n e^{i\mathbf{q}\cdot\mathbf{R}_n} e^{i\mathbf{q}\cdot\mathbf{u}_n}$$

which is now a quantum operator. This is telling us something important. When a particle – whether photon or neutron – scatters off the lattice, it can now excite a phonon mode. The scattering amplitude is a quantum operator because it includes all possible end-states of the lattice.

This opens up a whole slew of new physics. We could, for example, now start to compute *inelastic scattering*, in which the particle deposits some energy in the lattice. Here, however, we will content ourselves with *elastic scattering*, which means that the lattice sits in its ground state $|0\rangle$ both before and after the scattering. For this, we need to compute

$$\tilde{\Delta}(\mathbf{q}) = \sum_n e^{i\mathbf{q}\cdot\mathbf{R}_n} \langle 0 | e^{i\mathbf{q}\cdot\mathbf{u}_n(t)} | 0 \rangle \quad (6.75)$$

To proceed, we need to import some results from our discussion of phonons in the [Lectures on Solid State Physics](#). For simplicity, let's consider a simple cubic lattice so that the matrix element above factorises into terms in the x , y and z direction. For each of these, we can use the formalism of one-dimensional lattice, in which we write the Fourier expansion of the displacement as

$$u_n(t) = X_0(t) + \sqrt{\frac{\hbar}{2m\omega_l N}} \sum_{l \neq 0} \left[a_l e^{-i(\omega_l t - k_l n a)} + a_l^\dagger e^{i(\omega_l t - k_l n a)} \right] \quad (6.76)$$

where ω_l is the natural frequency at which the l^{th} atom oscillates.

The normalisation $\sqrt{\hbar/2m\omega_l N}$ is for later convenience. Note the presence of \hbar : this reflects the fact that the advertised convenience only becomes apparent in the quantum theory. This means that we treat the displacement u_n as a quantum operator. Correspondingly, we must also treat X_0 , a_l and a_l^\dagger as quantum operators. The normalisation factor ensures that the usual position-momentum commutation relations for u_n and \dot{u}_n translate into simple commutation relations for a_l and a_l^\dagger ,

$$[a_l, a_{l'}^\dagger] = \delta_{l,l'} \quad \text{and} \quad [a_l, a_{l'}] = [a_l^\dagger, a_{l'}^\dagger] = 0$$

These are the familiar creation and annihilation operators of the harmonic oscillator. The interpretation is that a_l^\dagger creates a phonon of momentum k_l and frequency $\omega_l(k)$. More details of this can be found in the phonon section of the [Lectures on Solid State Physics](#).

Now we are in a position to compute (6.75). The matrix element $\langle 0|e^{i\mathbf{q}\cdot\mathbf{u}_n}|0\rangle$ is independent of time and is also translationally invariant. This means that we can evaluate it at $t = 0$ and at the lattice site $n = 0$. For a one-dimensional lattice with N sites, the expansion (6.76) gives

$$u_0 = \sum_{k \neq 0} \sqrt{\frac{\hbar}{2mN\omega(k)}} (a(k) + a^\dagger(k)) \equiv A + A^\dagger$$

The operators A and A^\dagger then obey

$$[A, A^\dagger] = \sum_{k \neq 0} \frac{\hbar}{2mN\omega(k)}$$

Our goal now is to compute $\langle 0|e^{iq(A+A^\dagger)}|0\rangle$. For this we use the BCH formula,

$$e^{iq(A+A^\dagger)} = e^{iqA^\dagger} e^{iqA} e^{\frac{1}{2}q^2[A^\dagger, A]}$$

But the ground state of the lattice is defined to obey $a_l|0\rangle = 0$ for all l . This means that $e^{iqA}|0\rangle = |0\rangle$. We end up with the result

$$\langle 0|e^{i\mathbf{q}\cdot\mathbf{u}_0}|0\rangle = e^{-W(\mathbf{q})} \quad \text{where} \quad W(\mathbf{q}) = \sum_{\mathbf{k}} \frac{\hbar\mathbf{q}^2}{4mN\omega(\mathbf{k})}$$

This is called the *Debye-Waller factor*. We see that the scattering amplitude becomes

$$f_\Lambda(\mathbf{k}, \mathbf{k}') = e^{-W(\mathbf{q})} f(\mathbf{k}, \mathbf{k}') \Delta(\mathbf{q})$$

Note that, perhaps surprisingly, the atomic vibrations do not broaden the Bragg peaks away from $\mathbf{q} \in \Lambda^*$. Instead, they only diminish their intensity.